



Information Folder and Contract (Including Fund Facts)

June 2024



Insurance

RBC Life Insurance Company

The Information Folder part of this document is published by RBC Life Insurance Company for information purposes only and is not the RBC Guaranteed Investment Funds Contract. RBC Life Insurance Company is the sole issuer of the RBC Guaranteed Investment Funds Contracts and the guarantor of any guarantee provisions therein.

KEY FACTS ABOUT RBC GUARANTEED INVESTMENT FUNDS

This summary briefly describes the basic things you should know before you apply for this individual variable insurance Contract. This summary is not your Contract. A full description of all the features and how they work is contained in this Information Folder and your Contract. A full description of the Funds and what they invest in is contained in the Fund Facts. Review these documents and discuss any questions you have with your advisor.

What am I purchasing?

This is an insurance Contract between you and RBC Life Insurance Company. It gives you a choice of investments and guarantees.

You can:

- choose a guarantee option (Invest Series, Series 1 or Series 2);
- choose the segregated funds in which your premiums are invested;
- name a person to receive the death benefit;
- pick a registered or non-registered Contract; and
- choose to receive regular payments now or later.

The choices you make may affect your taxes. They could also affect the guarantees. Ask your advisor to help you make these choices.

The value of your Contract can go up or down subject to the guarantees.

What guarantees are available?

You get Maturity and Death Benefit Guarantees. These help protect your Fund investments. You can also get added protection from resets when you choose Series 2.

You pay fees for this protection. The fees are described in *How much will it cost?*

Any withdrawals you make will reduce all the guarantees.

For full details, please see Section 6.6 of the Information Folder and Section 7.7 of your Contract.

Maturity Guarantee

This protects the value of your investment at specific dates in the future. These dates are explained in this Information Folder in Section 6.2. If you make an Invest Series Deposit, the Contract Maturity date is at age 100.

For Series 1 or Series 2 Deposits, if you make investments in one or more than one Policy Year, different Maturity Guarantees will apply.

On these dates, you will receive the greater of:

- the market value of the Funds; or
- 75% of the money you put in the Fund less what you took out.

For full details about how this guarantee works, see Section 6 of the Information Folder and Appendix A.

Death Benefit Guarantee

This protects the value of your investment if you die. It is paid to someone you name.

The death benefit applies if you die before the Contract Maturity Date. The death benefit will vary depending on the series you choose:

If you make an Invest Series Deposit, it pays the greater of:

- the market value of the Funds; or
- 75% of the money you put in less what you took out.

If you make a Series 1 or Series 2 Deposit, it pays the greater of:

- the market value of the Funds; or
- 100% of the money you put in the Funds before you turn 80 years old plus 80% of the money you put in the Funds after you turn 80 years old less what you took out.

For full details about how this guarantee works, see Section 6 in the Information Folder and Appendix A.

What investments are available?

You can invest in segregated funds. The segregated funds are described in Appendix C and the Fund Facts. Other than Maturity and Death Benefit Guarantees, RBC Life Insurance Company does not guarantee the performance of the segregated funds. Carefully consider your tolerance for risk when you select an investment option.

How much will this cost?

The type of guarantees, the Funds and the sales charge options you select all affect your costs.

You can choose initial, advisor chargeback or F sales charges. For full details see Section 9 in this Information Folder.

Fees and expenses are deducted from the segregated funds to cover the management and operations of the Funds and the guarantees provided in the Contracts. They are shown as management expense ratios or MERs in the Fund Facts for each Fund. The fees vary, depending on the Funds, series and sales charge options you choose.

If you make certain transactions or other requests, you may be charged separately for them. These include withdrawals, short-term trading and switching Funds.

For full details, see Section 7.2 in this Information Folder, Section 8.2 of the Contract and the Fund Facts for each segregated fund.

What can I do after I purchase this Contract?

If you wish, you can do any of the following:

Deposits

You may make lump-sum or regular Deposits. See Section 3 in this Information Folder.

Switches

You may switch from one Fund to another. See Section 4 in this Information Folder.

Withdrawals

You can withdraw money from your Contract. If you decide to, this will affect your guarantees. You may also need to pay a fee or taxes. See Section 5 in this Information Folder.

Resets

For some of the segregated funds, if the value of your investments goes up, you may reset your guarantees at a higher amount. Your MER for these segregated funds will be higher. It may affect the maturity date. See Section 6.4 in this Information Folder.

Annuity Payments

At a certain time, unless you select another option, we will start making payments to you. See Section 6.8 in this Information Folder.

Certain restrictions and other conditions may apply. Review the Contract for your rights and obligations and discuss any questions with your advisor.

What information will I receive about my Contract?

We will tell you at least once a year the value of your investments and any transactions you have made.

You may request annual audited and semi-annual unaudited financial statements of the Funds. These are updated at certain times during the year.

The information in the Fund Facts will be updated once a year, online, after the annual audited financial statements are completed.

Can I change my mind?

Yes, you can:

- cancel the Contract;
- cancel any purchase or fund switch you make; or
- reverse investment decisions.

To do any of these, you must tell us in writing within two business days of the earlier of:

- receiving confirmation that your transaction has been processed; or
- five business days after the confirmation is mailed.

The amount returned will be the lesser of the amount you invested or the value of the Fund if it has gone down. If you cancel, the amount returned will include a refund of any sales charges or other fees you paid.

If you change your mind about a specific Fund transaction, the right to cancel only applies to that transaction. For full details, see Section 3.6 in this Information Folder.

Where can I get more information or help?

You may contact us at 1-877-933-4800 or send your correspondence to RBC Life Insurance Company, P. O. Box 515, Station "A", Mississauga, Ontario, L5A 4M3. Information about our company and the products and services we provide is on our website at www.rbcinsurance.com.

For information about handling issues you are unable to resolve with your insurer, contact the OmbudService for Life and Health Insurance at 1-800-268-8099 or visit www.olhi.ca.

Residents of Quebec may also contact

Autorité des marchés financiers

Centre d'information

Place de la cité, Tour Cominar

2640 boul. Laurier, 3^e étage

Québec, G1V 5C

Téléphone:

Montréal: 514 395-0337

Québec: 418 525-0337

Sans frais: 1 877 525-0337

www.lautorite.qc.ca

For information about additional protection available for all life insurance Contractholders, contact Assuris, a company established by the Canadian life insurance industry. See www.assuris.ca for details.

For information about how to contact the insurance regulator in your province, visit the Canadian Council of Insurance Regulators website at www.ccir-ccrra.org.

Subject to any applicable Death Benefit Guarantee and Maturity Guarantee, any amount that is allocated to a Fund is invested at your risk and may increase or decrease in value.

CERTIFICATE

The Information Folder provides brief and plain disclosure of all material facts relating to the individual variable annuity contracts issued by RBC Life Insurance Company for the RBC[®] Guaranteed Investment Funds.

Cathy Preston

*Vice President, Individual Markets
RBC Life Insurance Company*

Rino D'Onofrio

*Chief Operating Officer, Insurance Business
RBC Life Insurance Company*

INFORMATION FOLDER

1. COMMUNICATIONS	1	6. YOUR GUARANTEES	15
1.1 General	1	6.1 General information	15
1.2 Giving us your instructions	1	6.2 How the Maturity Guarantee is calculated	15
1.3 Correspondence you will receive from us	2	6.3 How the Death Benefit is calculated	17
2. TYPES OF CONTRACTS AVAILABLE	3	6.4 Resetting your Deposit Guarantees (Series 2 Deposits only)	18
2.1 General information	3	6.5 Switches and your Deposit Guarantees	20
2.2 Non-registered Contracts	4	6.6 Withdrawals and your Deposit Guarantees	20
2.3 Registered Contracts	4	6.7 RSP, LRIF, LIRA, RLSP Deposit Guarantees transition for Series 1 and Series 2	22
2.3.1 RSP, LRSP, LIRA, RLSP Contracts	4	6.8 Contract maturity	22
2.3.2 Spousal RSP Contracts	4	7. YOUR INVESTMENT OPTIONS	23
2.3.3 RIF, LIF, LRIF, PRIF, RLIF Contracts	5	7.1 General information and Fund options	23
2.4 Tax-Free Savings Account Contract	5	7.2 Contract and Fund charges	24
2.5 Annuitant	5	7.2.1 Fund charges	24
2.6 Beneficiary	6	7.2.2 Contract charges	25
2.7 Successor Owner	6	7.3 Net asset value and Unit Value	25
3. DEPOSITS	7	7.4 Investment policies and restrictions	29
3.1 General information	7	7.5 Potential risks of investing	29
3.2 Invest Series, Series 1 and Series 2 features	7	7.6 Reinvestment of earnings	29
3.3 Making your Deposit	7	7.7 Interest of management and others in material transactions	29
3.4 Scheduled monthly Deposits	8	7.8 Material Contracts and material facts	29
3.5 Sales charge options	8	7.9 Amendments and Fundamental Changes	29
3.6 Rescission rights	8	7.10 Potential creditor protection	30
4. SWITCHES	9	7.11 Avoiding probate fees	30
4.1 General information	9	8. VALUATION	31
4.2 Unscheduled switches	9	8.1 Total Contract Value	31
4.3 Regularly scheduled switches	9	8.2 Valuation Date	31
4.4 Dollar cost averaging strategy	10	9. SALES CHARGE OPTIONS	32
5. WITHDRAWALS	11	9.1 General information	32
5.1 General information	11	9.2 Low sales charge and deferred sales charge	32
5.2 RIF, LIF, LRIF, PRIF, RLIF Contract scheduled withdrawal payment options	12	9.3 Initial sale charge	33
5.3 Sales charge-free withdrawals	13	9.4 Advisor chargeback sales charge	34
5.3.1 Low sales charge and deferred sales charge Units	13	9.5 F sales charge	34
5.3.2 Initial sales charge and F sales charge Units	14	9.5.1 Fees paid outside the Contract	34
5.3.3 Advisor chargeback sales charge Units	14	9.5.2 Fees paid within the Contract	34
5.4 Recovery of expenses or investment losses	14	9.6 Short-term trading fees	34

10. COMPENSATION PAID TO YOUR ADVISOR	35
10.1 General information	35
10.2 Sales commission	35
10.3 Top-up Deposits and switches	35
10.4 Service commission	35
11. TAX INFORMATION	36
11.1 General information	36
11.2 Taxation of non-registered Contracts	36
11.3 Taxation of registered Contracts	37
11.4 Taxation of Tax-Free Savings Account Contracts	37
APPENDIX A - FREQUENTLY ASKED QUESTIONS	A-1
APPENDIX B - POTENTIAL RISKS OF INVESTING	B-1
APPENDIX C - INVESTMENT CONSIDERATIONS	C-1
APPENDIX D - ADDITIONAL FUND INFORMATION	D-1

CONTRACT

GLOSSARY	E-2	6. WITHDRAWALS	E-18
1. YOUR CONTRACT	E-7	6.1 General information	E-18
2. GENERAL OVERVIEW	E-8	6.2 Non-registered and TFSA Contract Scheduled Withdrawal Payment (SWP) option	E-18
2.1 Effective date	E-8	6.3 RIF, LIF, LRIF, PRIF, RLIF Contract scheduled withdrawal payment options	E-19
2.2 Currency	E-8	6.4 Sales charge-free withdrawals	E-20
2.3 Ownership	E-8	6.4.1 Low sales charge and deferred sales charge Units	E-20
2.4 Annuitant	E-8	6.4.2 Initial sales charge and F sales charge Units	E-20
2.5 Beneficiary	E-8	6.4.3 Advisor chargeback sales charge Units	E-21
2.6 Successor Owner	E-9	6.5 Short-term trading fees	E-21
2.7 Service initiatives	E-9	6.6 Recovery of expenses or investment losses	E-21
2.8 Contract termination	E-9	7. YOUR GUARANTEES	E-22
3. TYPES OF CONTRACTS AVAILABLE	E-10	7.1 General information	E-22
3.1 General information	E-10	7.2 How the Maturity Guarantee is calculated	E-23
3.2 Non-registered Contracts	E-10	7.3 Contract maturity	E-23
3.3 Registered Contracts	E-10	7.4 How the Death Benefit is calculated	E-24
3.3.1 RSP, LIRA, LRSP, RLSP Contracts	E-10	7.5 Resetting your Deposit Guarantees (Series 2 Deposits only)	E-25
3.3.2 Spousal RSP Contracts	E-11	7.6 Switches and your Deposit Guarantees	E-25
3.3.3 RIF, LIF, LRIF, PRIF, RLIF Contracts	E-11	7.7 Withdrawals and your Deposit Guarantees	E-25
3.3.4 Voluntary amendment of Original RSP Contract	E-11	7.8 RSP, LIRA, LRSP, RLSP Deposit Guarantees transition	E-26
3.3.5 Automatic amendment of Original RSP Contract	E-12	8. YOUR INVESTMENT OPTIONS	E-27
3.4 Tax-Free Savings Account Contracts	E-13	8.1 General information	E-27
4. DEPOSITS	E-14	8.2 Fund and Contract charges	E-27
4.1 General information	E-14	8.2.1 Fund charges	E-27
4.2 Invest Series, Series 1 and Series 2 features	E-14	8.2.2 Contract charges	E-27
4.3 Making Your Deposit	E-14	8.3 Net asset value and Unit Value	E-28
4.4 Scheduled monthly Deposits	E-14	8.4 Investment policies and restrictions	E-28
4.5 Sales charge options	E-15	8.5 Reinvestment of earnings	E-28
4.6 Rescission rights	E-15	8.6 Amendments and Fundamental Changes	E-28
5. SWITCHES	E-16		
5.1 General information	E-16		
5.2 Unscheduled switches	E-16		
5.3 Regularly scheduled switches	E-16		
5.4 Dollar cost averaging strategy	E-17		

FUND FACTS

9. VALUATION	E-30	Notes to the Fund Facts	F-1
9.1 Total Contract Value	E-30	RBC Canadian Money Market GIF	F-3
9.2 Valuation Date	E-30	RBC Canadian Short-Term Income GIF	F-5
10. SALES CHARGE OPTIONS	E-31	RBC Bond GIF	F-7
10.1 General information	E-31	RBC PH&N Total Return Bond GIF	F-9
10.2 Low sales charge and deferred sales charge	E-31	RBC Global Bond GIF	F-11
10.3 Initial sales charge	E-32	RBC BlueBay Global Convertible Bond GIF	F-13
10.4 Advisor chargeback sales charge	E-32	RBC High Yield Bond GIF	F-15
10.5 F sales charge	E-32	RBC Balanced GIF	F-17
10.5.1 Fees paid outside the contract	E-32	RBC Vision Balanced GIF	F-19
10.5.2 Fees paid within the contract	E-32	RBC Conservative Growth & Income GIF	F-21
11. ADDITIONAL RETIREMENT SAVINGS PLAN PROVISIONS	E-33	RBC Balanced Growth & Income GIF	F-23
12. ADDITIONAL RETIREMENT INCOME FUND PROVISIONS	E-35	RBC Global Growth & Income GIF	F-25
13. ADDITIONAL TAX-FREE SAVINGS ACCOUNT PLAN PROVISIONS	E-36	RBC PH&N Monthly Income GIF	F-27
		RBC Global Balanced GIF	F-29
		RBC Select Conservative GIP	F-31
		RBC Select Balanced GIP	F-33
		RBC Select Growth GIP	F-35
		RBC Select Aggressive Growth GIP	F-37
		RBC Global Conservative GIP	F-39
		RBC Global Balanced GIP	F-41
		RBC Global Growth GIP	F-43
		RBC Global All-Equity GIP	F-45
		RBC Canadian Dividend GIF	F-47
		RBC Canadian Equity GIF	F-49
		RBC Vision Canadian Equity GIF	F-51
		RBC O'Shaughnessy All-Canadian Equity GIF	F-53
		RBC PH&N Canadian Income GIF	F-55
		RBC North American Value GIF	F-57
		RBC North American Growth GIF	F-59
		RBC U.S. Dividend GIF	F-61
		RBC U.S. Equity GIF	F-63
		RBC QUBE Low Volatility US Equity GIF	F-65
		RBC O'Shaughnessy U.S. Value GIF	F-67
		RBC O'Shaughnessy International Equity GIF	F-69
		RBC Emerging Markets Dividend GIF	F-71
		RBC Global Dividend Growth GIF	F-73
		RBC Global Equity GIF	F-75
		RBC QUBE Low Volatility Global Equity GIF	F-77

1.1 GENERAL

In this Information Folder, “we,” “our,” “us” and “RBC Life” mean RBC Life Insurance Company. RBC Life is a federal insurance company under the Insurance Companies Act (Canada) and has its head office at 6880 Financial Drive, Tower 1, Mississauga, Ontario, L5N 7Y5. This Information Folder uses various capitalized terms that have special meanings that are explained in the Glossary contained in the Contract. Please ensure you read and understand this Information Folder and the provisions applicable to the type of Contract you purchase.

In this Information Folder, we occasionally refer to our “Administrative Rules.” We may change our Administrative Rules from time to time without notice to you as required to provide improved levels of service and to reflect corporate policy and economic and legislative changes, including revisions to Canadian tax laws. The Administrative Rules are those that are in effect at the time the Administrative Rules are being applied. If you would like more information about the current Administrative Rules, please contact your advisor.

RBC Life is the sole issuer of each Contract and the guarantor of any guarantee provisions contained therein. Your rights and entitlements are set out in the Contract. This Information Folder is provided for informational purposes only and is not the Contract. The Contract will become effective on the Valuation Date by which RBC Life has both (a) received your first Deposit, and (b) determined that the initial Contract set-up criteria for your Contract have been met, as determined by RBC Life according to our Administrative Rules. Delivery of the sample form of the Contract with this Information Folder does not constitute acceptance by RBC Life of your purchase of the Contract. We will send you a confirmation notice of the effective date of your Contract.

The auditor is Price Waterhouse Coopers (PwC), PwC Tower, 18 York Street, Suite 2600, Toronto ON M5J 0B2.

1.2 GIVING US YOUR INSTRUCTIONS

When we ask you to “advise us in writing,” please send your correspondence to RBC Life Insurance Company, c/o RBC Investor Services Trust, Shareholder Services, 155 Wellington Street West, 3rd Floor, Toronto, Ontario, M5V 3L3. This is our current Correspondence Office. In some cases, a person who is not the Owner of a Contract can give us instructions on behalf of the Owner in accordance with our Administrative Rules.

From time to time, we may offer service initiatives that enable you to issue transaction instructions and authorizations to us through communication channels including electronic means and by telephone. Administrative Rules may apply to transaction instructions communicated to us under these service initiatives, which may differ from the rules that would otherwise apply under your Contract.

We reserve the right to restrict or deny any written or non-written instructions if they are contrary to the laws of Canada or other jurisdictions applicable to you or your Contract, or that are contrary to our Administrative Rules.

1.3 CORRESPONDENCE YOU WILL RECEIVE FROM US

When we say “we will advise you,” we mean that we will send a written document to your address as shown in our files. Please advise us of any change to your address.

In some cases, we may give notice to another person on your behalf in accordance with our Administrative Rules.

We will send you:

- confirmations for most financial and non-financial transactions affecting your Contract;
- statements for your Contract at least once a year;
- upon request, a report that contains audited annual financial statements of the Funds by April 30 of the following year;
- upon request, the unaudited semi-annual financial statements of the Funds and the Fund Facts; and
- upon request, the simplified prospectus, fund facts, annual information form and audited annual financial statements of the underlying mutual funds in which the Funds invest their assets.

2.1 GENERAL INFORMATION

A Contract may be registered for Canadian tax purposes as:

- a retirement savings plan (an “RSP Contract”), which includes a spousal RSP Contract;
- a retirement income fund (a “RIF Contract”) or a tax-free savings account (a “TFSA Contract”).

You can elect that your RSP Contract be a locked-in retirement account (a “LIRA Contract”), a locked-in retirement savings plan (an “LRSP Contract”) or a restricted locked-in savings plan (an “RLSP Contract”). You can elect that your RIF Contract be a life income fund (a “LIF Contract”) or a locked-in retirement income fund (an “LRIF Contract”), a prescribed retirement income fund (a “PRIF Contract”) or a restricted life income fund (an “RLIF Contract”). These types of Contracts are available to you only if your initial Deposit originally constituted

monies accumulated within a registered pension plan. Pension standards legislation upon which your pension is governed will determine which of these options are available to you.

A Contract that is not registered for Canadian tax purposes is a non-registered Contract.

The latest age at which you may purchase and continue to own a Contract is based upon the age of the “Annuitant” (the person on whose life the Deposit Guarantees of your Contract are based and on whose death the death benefit is payable) and varies with the type of Contract you select. These age limitations are determined either by the Contract or by applicable legislation, which may change from time to time. Below is a summary of the current age limitations that apply to the different types of Contracts.

Contract Type	Latest Age (of Annuitant) to Purchase	Latest Age (of Annuitant) to Own
Non-registered and TFSAs	Prior to age 90 of the Annuitant	Age 100 of the Annuitant
Registered*		
RSP, LRSP, LIRA, RLSP Contracts	Prior to age 71 of the Annuitant (or the latest age to own under the Tax Act)	December 31 of the year in which the Annuitant attains age 71 (or the latest age to own under the Tax Act), but may be amended to become a RIF, LRIF, LIF, PRIF Contract (as appropriate), in which case the latest age to own will become as described below for those types of Contracts
RIF, PRIF Contracts (PRIF in Saskatchewan and Manitoba only)	Prior to age 90 of the Annuitant	Age 100 of the Annuitant
LRIF Contracts	Prior to age 90 of the Annuitant	No limit
LIF, RLIF Contracts	Prior to age 90 of the Annuitant	Up to December 31 of the year in which the Annuitant attains age 90 in New Brunswick and up to age 100 in all other jurisdictions

* Includes Contracts that are held in self-directed registered plans.

2.2 NON-REGISTERED CONTRACTS

A non-registered Contract may be purchased up to the date the Annuitant attains age 90. The Owner of a non-registered Contract may be the Annuitant or a different person, including an individual, a corporation or one or more persons in any form of ownership permitted under applicable laws. Where a non-registered Contract has more than one Owner, the Owners will be Joint Owners with right of survivorship and we may act on instructions from either joint Owner. Joint ownership with right of survivorship is not permitted if an Owner is in Quebec.

If your Contract is in force when the Annuitant attains age 100 and you have not notified us that you wish a different maturity option, all of the Units credited to the Contract will be redeemed on the Valuation Date immediately after the Contract Maturity Date, and the Annuity Payments will then commence.

You may be able to transfer ownership of your Contract. A transfer of ownership must be made in accordance with applicable laws and our Administrative Rules.

You cannot borrow money directly from your non-registered Contract. However, you may use your non-registered Contract as security for a loan by assigning it to the lender. The rights of the lender may take precedence over the rights of any other person claiming a death benefit. An assignment of this Contract may restrict or delay certain transactions otherwise permitted.

2.3 REGISTERED CONTRACTS

If you choose a registered Contract, your Contract will be registered under the relevant provisions of the Tax Act. Under a registered Contract, you are both the Owner and the Annuitant. Certain regular contractual benefits may be required to be modified under the terms of an endorsement upon registration.

You cannot borrow money from your registered Contract and you cannot use your registered Contract as security for a loan.

2.3.1 RSP, LRSP, LIRA, RLSP Contracts

You may make investments in an RSP, LRSP, LIRA or RLSP Contract up until December 31 of the year in which the Annuitant attains age 71 (or the latest age to own under the Tax Act), by which date you must:

- (i) amend your Contract to become a Corresponding RIF Contract; or
- (ii) terminate your Contract and make a cash withdrawal in the manner specified in Section 5.1 of your Total Contract Value, subject to any applicable fees and withholding taxes (if your Contract is an LRSP, LIRA or RLSP Contract, you cannot take the proceeds in cash unless approved by applicable pension standards legislation);

otherwise all the Units credited to your Contract will be redeemed and the Annuity Payments will then commence.

Unless you indicate otherwise, if your Original RSP Contract is in force on December 31 of the year in which the Annuitant attains age 71 (or the latest age to own under the Tax Act), we will automatically amend your Original RSP Contract or commence the Annuity Payments, subject to applicable pension standards legislation. In your RSP, LRSP, LIRA or RLSP Contract, you have designated the persons named therein as beneficiaries as the beneficiaries under the Corresponding RIF Contract after such amendment.

2.3.2 Spousal RSP Contracts

If your spouse or common-law partner makes Deposits to an RSP Contract owned by you, it is called a spousal RSP Contract. You are the Owner and the Annuitant of your spousal RSP Contract.

2.3.3 RIF, LIF, LRIF, PRIF, RLIF Contracts

You may purchase a RIF, LIF, LRIF or RLIF Contract prior to age 90 of the Annuitant with monies transferred from your RSP, LIRA, LRSP or RLSP Contract, as applicable. You may purchase a PRIF Contract with monies transferred from a registered pension plan for you or your spouse (Saskatchewan and Manitoba only), your RIF, LIRA, LIF or LRIF Contract established prior to April 1, 2002, a LIRA or LIF Contract of your spouse or a provincial pension plan.

A LIF, LRIF or RLIF Contract is similar to a RIF Contract, but it has a maximum annual amount prescribed under pension standards legislation that can be paid out each year, whereas a PRIF Contract has no annual maximum amount. A LIF, LRIF, PRIF or RLIF Contract may be issued at the ages permitted by the pension standards legislation governing the registered pension plan from which the Deposits are made to the LIF, LRIF, PRIF or RLIF Contract.

Some jurisdictions may require that you obtain spousal consent before the assets of a LIRA, LIF, LRIF, LRSP, RLSP, RLIF Contract or pension plan, as applicable, can be transferred to a LIF, LRIF, PRIF or RLIF Contract. If a RIF, LIF, LRIF, PRIF or RLIF Contract is in force on the Contract Maturity Date, all the Units credited to the Contract will be redeemed on the Valuation Date immediately after the Contract Maturity Date.

2.4 TAX-FREE SAVINGS ACCOUNT CONTRACT

If you choose a TFSA Contract, we will make an election to register your Contract under the relevant provisions of the Tax Act. A TFSA Contract may be purchased up to the date the Annuitant attains age 90. The Owner and Annuitant of a tax-free savings account must be the same person, and joint ownership is not permitted.

If your Contract is in force when the Annuitant attains age 100 and you have not notified us that you wish a different maturity option, all the Units credited to the Contract will be redeemed on the Valuation Date immediately after the Contract Maturity Date and the Annuity Payments will then commence.

You cannot borrow money directly from your TFSA Contract. However, you may use your tax-free savings account as security for a loan by assigning it to the lender if the conditions of paragraphs 146.2(4) (a) and (b) are met. The rights of the lender may take precedence over the rights of any other person claiming a death benefit. An assignment of this Contract may restrict or delay certain transactions otherwise permitted.

2.5 ANNUITANT

The Annuitant is the person on whose life the Deposit Guarantees and Annuity Payments of your Contract are based and upon whose death the death benefit is payable. You may appoint a Successor Annuitant who will replace a deceased Annuitant. If you have appointed a Successor Annuitant, the Successor Annuitant will become the Annuitant at that time unless Annuity Payments have commenced.

Once a Successor Annuitant has been appointed, he or she may only be removed if:

- a) all of the Aggregate Unit Values of your Contract are not less than their respective Death Benefit Guarantee Amounts on the date of removal; or
- b) that Successor Annuitant is your spouse or common-law partner, or former spouse or common-law partner, and there exists a decree, order or judgment of a competent tribunal, or a written separation agreement, relating to a division of property between you and your spouse or common-law partner, or former spouse or common-law partner, in settlement of rights arising out of, or on the breakdown of, your marriage or common-law partnership.

If your Contract is a registered Contract or a TFSA Contract and your spouse or common-law partner is named sole beneficiary of your Contract, your Contract may continue to your spouse or common-law partner following your death. In this event, your spouse or common-law partner will become the Owner and Annuitant and may exercise every right as Owner of this Contract. If this election is not made prior to your death, an election can be made at the time of notification of your death.

2.6 BENEFICIARY

You may appoint a beneficiary or beneficiaries to receive any amounts payable under your Contract after the Annuitant's death. So far as the law allows, you may change or revoke the beneficiary appointment. If the appointment is irrevocable, you will not be permitted to change or revoke it without the beneficiary's consent.

Any appointment of a beneficiary, or any change or revocation of such an appointment, unless otherwise permitted by law, must be made in writing and will then be effective as of the date of signing. We will not be bound by any appointment, change or revocation that has not been received at our Correspondence Office before the date we make any payment or take any action under your Contract. Your information relating to any appointment of a beneficiary, or any change to

or revocation of such an appointment, will be immediately forwarded by our Correspondence Office to, and filed with, our head office. We assume no responsibility for the validity or effect of any appointment or change or revocation. Any death benefits payable can be used to purchase a non-commutable payout annuity by selecting the Annuity Settlement Option for one or more of your beneficiaries. The type of annuity is selected by you for your beneficiary at time of election and is subject to legislative requirements and minimum/maximum purchase ages and purchase amounts at time of transfer. If the beneficiary does not meet the minimum requirements at time of transfer, the death benefit will be paid out according to our Administrative Rules. If there is no surviving beneficiary at the time of the Annuitant's death that results in a death benefit being payable, any amount payable will be paid to the Owner if the Owner is not the Annuitant, otherwise to the Owner's estate.

2.7 SUCCESSOR OWNER

If you are not the Annuitant, you may appoint one or more Successor Owners for non-registered Contracts. The Successor Owner may exercise every right as the Owner of your Contract after your death.

If you appoint a Successor Annuitant for TFSA Contracts, that person is also the Successor Owner.

3.1 GENERAL INFORMATION

To establish a Contract, you must make a minimum deposit of \$1,000 (\$10,000 in the case of a RIF, LIF, LRIF, PRIF or RLIF Contract). Your minimum amount for purchasing Units of a Fund is \$1,000 for each sales charge option used. However, if you use a pre-authorized debit plan (or “PAD”) to make scheduled monthly Deposits, the minimum amount for subsequent purchases of Units of the same Fund using the same sales charge option is \$50. These minimum amounts are summarized below.

Deposit Type	Minimum Amount
Initial Deposit	\$1,000 (\$10,000 in the case of RIF, LIF, LRIF, PRIF, RLIF Contracts)
Fund Minimum	\$1,000 per Fund per sales charge option
Subsequent Deposits	\$1,000 (\$5,000 in the case of RIF, LIF, LRIF, PRIF, RLIF Contracts)
PAD Deposits	\$50 per Fund per sales charge option (no initial deposit required)

The maximum you can contribute to your TFSA Contract annually is prescribed by CRA.

We have the right to refuse to accept Deposits or limit the amount of Deposits to a Fund or Funds according to our Administrative Rules. Currently, our Administrative Rules do not allow Deposits in excess of \$1,000,000 per Annuitant (which we may waive, on a case-by-case basis, at our sole discretion). We also have the right to limit the number of Contracts you own.

3.2 INVEST SERIES, SERIES 1 AND SERIES 2 FEATURES

Depending on the sales charge option you choose, a Contract may have Invest Series Deposits, Series 1 Deposits and Series 2 Deposits. Series 1 and Series 2 have the same Death Benefit and Maturity Guarantee rates but have different management and insurance fees charged to the Funds in respect of the series and sales charge option. Series 1 and Series 2 also differ in the Funds that are available for purchase and the ability to reset the Guarantee Amounts.

The Invest Series differs from Series 1 and Series 2 as it has different guarantees, different management and insurance fees.

Please refer to Section 7.1 for the Funds offered in each series.

Currently, you can reset your Guarantee Amounts for Series 2 Deposits once each calendar year. (See Section 6.4.) There is no optional reset feature for the Invest Series or Series 1.

Both Series 1 Deposits and Series 2 Deposits have automatic resets of their Maturity Guarantees on their Deposit Maturity Dates. (See Section 6.2.)

3.3 MAKING YOUR DEPOSIT

Subject to our Administrative Rules, you may make Deposits to your Contract at any time, other than during the Closing Decade of your Contract or after Annuity Payments have commenced. When making a Deposit, you will purchase Units at their Unit Value on the Valuation Date that is applicable to the Fund you have selected. Units represent a measure of your benefits under your contract, but do not constitute an ownership right in assets of a segregated fund. See Section 8.1 for further information about the Unit Value.

The number of Units credited to your Contract is determined by dividing the Deposit by the Unit Value of the Fund you selected on the Valuation Date that the purchase is processed. For information on the Valuation Date of a Deposit, please see Section 8.2.

Every Deposit (initial and subsequent) requires investment instructions. You may only make Deposits to Funds that are then available in the Contract you have purchased.

Please make your payments payable to RBC Life Insurance Company or your authorized dealer, as instructed by your advisor. All payments must be made in Canadian dollars.

If your payment comes back to us marked non-sufficient funds (NSF), we reserve the right under our Administrative Rules to charge a fee to cover our expenses.

3.4 SCHEDULED MONTHLY DEPOSITS

You may make scheduled monthly Deposits to your Contract on any date from the 1st to the 28th of the month by authorizing us to make regular withdrawals of the same amount from your bank account each month using a Pre-Authorized Debit (PAD). We have the right to cancel your scheduled monthly Deposits at any time or direct your scheduled monthly Deposits to a similar Fund.

For example, this may occur if we close a Fund or restrict new Deposits to a Fund. In this situation, we will provide you with advance notice of our intent and the options that are available to you.

We require a minimum of 20 days notice from you of any change to your PAD. Scheduled monthly Deposits are not permitted in LIRA, LIF, LRSP, LRIF, PRIF, RIF, RLIF or RLSP Contracts.

Any amount allocated to a Fund is invested at your own risk and may increase or decrease in value.

3.5 SALES CHARGE OPTIONS

You may need to pay a sales charge at the time you make a Deposit to your Contract (depending on the sales charge option you choose).

You can choose from the following sales charge options available under your Contracts:

- an initial sales charge option
- an advisor chargeback sales charge option and
- an F sales charge option.

Please see Section 9 for a description of the available sales charge options. We reserve the right to hold different sales charges options under separate accounts and to change any of the series or sales charge options available within a series at any time.

3.6 RESCISSION RIGHTS

You may rescind the purchase of or any switch within the segregated fund Contract and any allocation of premiums to a segregated fund by sending written notice requesting the rescission to RBC Life Insurance Company within two business days from the date you receive confirmation of the purchase. You will be deemed to have received the confirmation within two business days of the earlier of the date you received confirmation or five days after it has been mailed. Send your notice to the following address:

*RBC Life Insurance Company,
c/o RBC Investor Services Trust,
Shareholder Services,
155 Wellington Street West, 3rd Floor,
Toronto, Ontario, M5V 3L3*

For any allocation of premiums or fund switches to a segregated fund other than the initial Contract purchase, the right to rescind will only apply in respect of the additional allocated premiums or fund switches and written notice requesting that the rescission must be provided within two business days of the earlier of the date you receive confirmation or five days after it has been mailed.

You will be refunded the lesser of the amount invested and the value of the Fund on the Valuation Date RBC Life Insurance Company receives the request for rescission plus any fees or charges associated with the transaction. There could also be tax consequences to the rescission. Please refer to Section 11 on tax and speak to your tax advisor for further information.

4.1 GENERAL INFORMATION

Upon request and subject to our Administrative Rules, you may switch monies between Funds within your Contract on a scheduled or unscheduled basis. Please see Section 8.2 for additional information concerning the Unit Values and Valuation Dates that apply to a switch. No sales charges apply to the Units purchased or redeemed as part of the switch. If the Units redeemed were subject to a sales charge, the Units purchased will be subject to the same sales charge as if they continue to be the Units redeemed.

A transfer between series or between different sales charge options is a surrender of Units of a Fund in one series or sales charge option to acquire Units of the same or another Fund in a different series or sales charge option. Any applicable fees may apply, and we may not carry over your original Deposit Date, which will impact your death and maturity benefit guarantees. Transfers between certain series, or certain sales charge options, may at times be permitted by us and treated as a switch. Please contact your advisor to inquire about options available to you at the time of your request.

A transfer within the same series or the same sales charge option does not affect your Deposit Guarantees, Deposit Maturity Dates or the series of your Deposits. The minimum amount for a switch is \$500 for each Fund that monies are leaving through the switch and \$500 for each Fund that monies are entering through the switch, unless the switch is regularly scheduled as described in Section 4.3, in which event the minimum amounts are \$100. In either case, you must maintain the ongoing minimum of \$1,000 in the Fund from which you are switching or move it completely to another Fund. When you switch between Funds, your oldest Units of the Fund are switched first.

You may realize a capital gain on switches between Funds and switches between series or between different sales charge options. Please see Section 11 for more information.

The value of the Units of a Fund that are redeemed as a result of a switch fluctuates with the market value of the assets of the Fund and is not guaranteed.

4.2 UNSCHEDULED SWITCHES

Upon request, you may switch monies between Funds in your Contract at any time. We reserve the right to charge a withdrawal fee (currently \$50) based on our Administrative Rules for each unscheduled switch you request that is in excess of five switches for the calendar year and to disallow any switch.

In addition, if you switch Units of a Fund within 90 days after acquiring them, we reserve the right to charge a short-term trading fee of 2% of the value of your switched Units or to disallow the switch in its entirety. This short-term trading fee is in addition to any withdrawal or other fees that may apply to the switch.

4.3 REGULARLY SCHEDULED SWITCHES

You can arrange for regularly scheduled switches if you have a lump sum deposited into one Fund and you would like to make regularly scheduled investments in one or more other Funds. The Units of the Fund with the lump sum Deposit will be redeemed and the proceeds will be used to purchase Units of the new Fund(s). Regularly scheduled switches can be made either monthly or quarterly on any date from the 1st to the 28th of the month. There is no withdrawal fee or short-term trading fee for regularly scheduled switches.

We have the right to cancel your regularly scheduled switches at any time or to direct your regularly scheduled switches to a similar Fund, according to our Administrative Rules. For example, this may

occur if we close a Fund or restrict new Deposits to a Fund. In this situation, we will provide you with advance notice of our intent and the options that are available to you.

4.4 DOLLAR COST AVERAGING STRATEGY

You may, upon request, participate in the dollar cost averaging (DCA) strategy. Through this strategy, you initially invest monies in the ISC Money Market Fund of the corresponding series you are investing in. Please see Section 9 for additional information concerning different sales charge options. Dollar cost averaging involves pre-selecting the dollar amount you wish to switch from the ISC Money Market Fund to another Fund (or Funds) and the frequency and date of the switch. This strategy can help you to increase the value of your Contract over time while averaging out the cost of your investment. To take advantage of the DCA strategy, you must:

- deposit monies into the ISC Money Market Fund;
- choose how often switches occur: monthly or quarterly;

- choose the date of the switch; i.e. any date from the 1st to the 28th of the month;
- provide switch instructions in Units or dollar amounts (minimum switch amounts as described in Section 4.1 must be maintained).

Once original money deposited in the ISC Money Market Fund is exhausted, the request will be closed and any new Deposits to the DCA strategy will require new instructions. The DCA strategy is only applicable to new Deposits.

We reserve the right to modify or discontinue the dollar cost averaging terms of this Contract, in which case we will provide you with written notification.

Any amount allocated to a Fund is invested at your own risk and may increase or decrease in value.

5.1 GENERAL INFORMATION

You may make a partial or total withdrawal from your Contract at any time upon written request unless Annuity Payments have commenced. We sometimes describe a withdrawal from a Fund as “redeeming Units” of that Fund that are credited to your Contract. You may withdraw up to your Total Contract Value, subject to any applicable fees and withholding taxes.

If you own a RIF, LIF, LRIF, PRIF or RLIF Contract, you will have scheduled withdrawal payments made to you. Annuity Payments do not constitute

withdrawals. Please see Section 8.2 for additional information concerning the Unit Values and Valuation Dates that apply to a withdrawal.

Withdrawals are subject to certain minimum amounts for the Contract size, the amount of the withdrawal and your remaining balances within your Contract and each Fund within your Contract. These minimum amounts are summarized below.

We reserve the right to require that your entire Fund balance or Contract balance be redeemed if the minimum balance requirement is not met.

	Minimum Contract Size	Withdrawal Minimum	Fund Minimum Balance	Contract Minimum Balance
Unscheduled Withdrawals	No minimum	\$1,000 or all of the Fund/Contract if the Fund/ Contract balance would fall below the minimum balance	\$1,000	\$1,000
Scheduled Withdrawal Payments for RIF, LIF, LRIF, PRIF, RLIF Contracts	No minimum	RIF Minimum Amount	No minimum	\$1,000
Scheduled Withdrawal Payments (SWP) for Non-Registered Contracts	\$10,000	\$100/Fund	\$1,000	\$1,000

Any fees and withholding taxes will be deducted from your withdrawal. The minimum withdrawal amounts are calculated before fees and withholding taxes are deducted.

If the value of your Funds on a Valuation Date is not sufficient to permit us to make the requested withdrawal, we will make the withdrawal according to our Administrative Rules.

You may make unscheduled withdrawals from the Funds in your Contract up to two times per calendar year without any withdrawal fees. However, a withdrawal fee (currently \$50) based on our Administrative Rules will apply to any subsequent unscheduled withdrawals in the same calendar year.

You may choose to receive scheduled payments (SWP) under your non-registered Contract and TFSA

Contract either monthly, quarterly, semi-annually or annually. Each SWP during the year will be of an equal amount. We reserve the right to default to an annual payment if the other modes of payment do not meet our minimum payment requirement. The minimum contract size required for SWP is \$10,000 for non-registered and TFSA Contracts with a minimum withdrawal of \$100 per Fund.

Any withdrawals made from your TFSA Contract in the current calendar year will be added to your unused contribution room for the next calendar year. Amounts cannot be re-contributed until the following calendar year or later. If you re-contribute amounts in the same year that you withdraw from a TFSA, you may be subject to substantive penalties imposed by the Canada Revenue Agency.

In addition, if you redeem Units of a Fund within 90 days after acquiring them, we reserve the right to charge a short-term trading fee of 2% of the value of your Units redeemed or to disallow the withdrawal in its entirety. This short-term trading fee is in addition to any withdrawal fees that may apply, but does not apply to SWPs under a RIF, LIF, LRIF, PRIF or RLIF Contract. Please see Section 9.6 for more information.

Further, if you are making a withdrawal by redeeming Units previously purchased under the low sales charge or deferred sales charge option (including Units previously purchased as part of a switch) before the sales charge scale applicable to those Units has expired, you may be required to pay a sales charge. Please see Section 9.2 for more information about these fee options.

You may realize a taxable capital gain on withdrawals. Please see Section 11 for more information.

The value of the Units of a Fund that are redeemed fluctuates with the market value of the assets of the Fund and is not guaranteed.

5.2 RIF, LIF, LRIF, PRIF, RLIF CONTRACT SCHEDULED WITHDRAWAL PAYMENT OPTIONS

You may choose to receive scheduled payments under your RIF, LIF, LRIF, PRIF or RLIF Contract either monthly, quarterly, semi-annually or annually. Each scheduled payment during the year will be of an equal amount. We reserve the right to default to an annual payment if the other modes of payment do not meet our minimum payment requirement. There are several choices for determining the amounts that will be paid to you each year, as described below.

RIF Minimum Amount

Under this option, the RIF Minimum Amount will be paid to you each year. The RIF Minimum Amount is calculated by multiplying the Total Contract Value of your RIF, LIF, LRIF, PRIF or RLIF Contract on

January 1 of each year by the percentage determined by the formula provided in the Tax Act. The percentage may be based on your age or the age of your spouse or common-law partner, as you elected at the time you entered into your RIF, LIF, LRIF, PRIF or RLIF Contract. If you made no such election, or if your RIF, LIF, LRIF, PRIF or RLIF Contract results from an automatic amendment to an RSP, LRSP, LIRA or RLSP Contract, your age (and not the age of your spouse or common-law partner) will be used for this purpose.

In the year you purchase your RIF, LIF, LRIF, PRIF or RLIF Contract or that your Original RSP Contract is amended to become such a Contract, you are not required to make a withdrawal from your Contract. For calendar years following the year you entered into your RIF, LIF, LRIF, PRIF or RLIF Contract, or the year in which your Original RSP Contract was amended to become such a Contract, you will be required to have at least the RIF Minimum Amount paid to you.

Maximum amount (for LIF, LRIF and RLIF Contracts only)

Under this option, the maximum amount permitted, as determined under pension standards legislation, will be paid to you each year. The maximum amount for your LIF, LRIF and RLIF Contract is calculated in accordance with the formula specified by applicable pension standards legislation. For the initial calendar year, some jurisdictions require that the maximum amount be prorated based on the number of months the Deposit is held in the Contract.

Level – Client-specified amount

Under this option, you choose the payment amount you wish to receive. Each scheduled payment will be of an equal amount for the payment frequency selected.

The payment amount selected for a year must be equal to or greater than the RIF Minimum Amount and, for LIF, LRIF and RLIF Contracts, not greater than the maximum amount specified for those types of Contracts as described above.

Indexed – Client-specified amount indexed annually

Under this option and starting with the first scheduled payment date, we will pay you the amount you have specified. Beginning with the year following your first scheduled payment date, the payment amount will be increased by the annual index rate you have chosen.

The payment amount for each year must be equal to or greater than the RIF Minimum Amount and, for LIF, LRIF and RLIF Contracts, not greater than the maximum amount specified for those types of Contracts as described above.

Year-end payment

If the total of your scheduled payments and other withdrawals in a calendar year is less than the RIF Minimum Amount for that year, an additional payment will be made to you at the end of the calendar year in the amount of the shortfall.

5.3 SALES CHARGE-FREE WITHDRAWALS

5.3.1 Low sales charge and deferred sales charge Units

There are sales charges for redeeming Units you previously purchased using the low sales charge or deferred sales charge options. If you redeem those Units after the sales charge scale has expired, there are no further sales charges. If you redeem any Units within 90 days after purchasing them, a short-term trading fee may apply. Please see Section 9.2 for the sales charge scales.

Each year you may redeem low sales charge and deferred sales charge Units without paying any sales charges up to your annual sales charge-free limit. The annual sales charge-free limit is calculated as a percentage of the Unit Value of your low sales charge or deferred sales charge Units as of the previous December 31 plus a percentage of your Deposits

made in the current calendar year on the same basis and varies based upon the type of Contract in which you hold the Units.

Any amount allocated to a Fund is invested at your own risk and may increase or decrease in value.

Contract Type	% of December 31 Unit Value	% of Current Year Deposit
Non-Registered Contracts, TFSA Contracts and RSP, LRSP, LIRA, RLSP Contracts	10%	10%
RIF, LIF, LRIF, PRIF, RLIF Contracts*	20%	20%

* Includes Contracts that are held in self-directed registered retirement income funds, locked-in retirement income funds and life income funds.

Example

If the Unit Value of the low sales charge and deferred sales charge Units in your RIF Contract on the previous December 31 was \$70,000 and you have current calendar year Deposits of \$5,000, on that basis, your sales charge-free limit for the current calendar year would be \$15,000 $[(\$70,000 \times 20\%) + (\$5,000 \times 20\%)]$.

Any unused portion of the annual sales charge-free amount cannot be carried forward to subsequent calendar years.

In addition, after you have redeemed all your Units under the annual sales charge-free limit, you may redeem an additional number of Units you previously purchased using the low sales charge or deferred sales charge options by paying the applicable sales charge. If you make more than two unscheduled withdrawals in a calendar year, a withdrawal fee (currently \$50) under our Administrative Rules will apply to each subsequent withdrawal in the same calendar year. Please refer to Sections 5.1 and 9.4 for additional information.

5.3.2 Initial sales charge and F sales charge Units

There are no sales charges for redeeming Units you previously purchased using the initial sales charge or F sales charge option. However, if you redeem Units within 90 days after purchasing them, a short-term trading fee may apply as described in Section 9.6. In addition, if you make more than two unscheduled withdrawals in a calendar year, a withdrawal fee (currently \$50) under our Administrative Rules will apply to each subsequent withdrawal in the same calendar year. Please refer to Section 5.1 for additional information.

5.3.3 Advisor chargeback sales charge Units

There are no sales charges for redeeming Units you previously purchased using the advisor chargeback sales charge option. If you redeem a fund within two years from the purchase date, your advisor may have to return all or part of their sales commission. Also, if you redeem Units within 90 days after purchasing them, a short-term trading fee may apply as described in Section 9.6. In addition, if you make more than two unscheduled withdrawals in a calendar year, a withdrawal fee (currently \$50) under our Administrative Rules will apply to each subsequent withdrawal in the same calendar year. Please refer to Section 5.1 for additional information.

5.4 RECOVERY OF EXPENSES OR INVESTMENT LOSSES

The fees and charges described in this Information Folder are the only ones that you will be charged for the day-to-day activities concerning your Contract. If, however, you make an error (such as NSF payments or incorrect or incomplete instructions), we reserve the right to charge you for any expenses or investment losses that occur as a result of your error. If a deposit to your Contract has been processed before the failure of a debit transaction, RBC Insurance will cancel the deposit and redeem the units. If RBC Insurance redeems the units for less than the value they were issued for, RBC Insurance will collect from you the difference plus the cost of the transaction.

6.1 GENERAL INFORMATION

Your Contract provides two Deposit Guarantees, namely:

- a Maturity Guarantee, if the Maturity Guarantee Amount is higher than the Aggregate Unit Value on the Deposit Maturity Date (for Series 1 and Series 2) or on the Contract Maturity Date (for the Invest Series); and
- a Death Benefit Guarantee, if the death benefit is higher than the sum of the Unit Values on the Death Benefit Date of all Units credited to your Contract.

We will credit any guaranteed amounts (sometimes called a “top-up”) to your Contract. We will proceed to deposit the top-up amount on your behalf into your Contract. All top-ups will be deposited according to our Administrative Rules. The amount of the top-up is determined as follows:

- for purposes of the Maturity Guarantee,
 - the top-up for the Invest Series is the amount, if any, by which the Maturity Guarantee Amount is higher than the Aggregate Unit Value on the Contract Maturity Date;
 - the top-up for Series 1 and Series 2 is the amount, if any, by which the Maturity Guarantee Amount is higher than the Aggregate Unit Value on the Deposit Maturity Date; and
- for purposes of the Death Benefit Guarantee, the top-up is the amount, if any, by which the Death Benefit Guarantee Amount is higher than the sum of the Unit Values on the Death Benefit Date of all Units credited to your Contract.

Please see Sections 6.2, 6.3 and 8.1 for additional information concerning how each Maturity Guarantee and Death Benefit Guarantee is calculated and how Units and your Contract are valued.

All Deposit Guarantees will be proportionately reduced by any withdrawals from your Contract. Please see Section 6.6 for information on how withdrawals affect your Deposit Guarantees.

Except for the Death Benefit Guarantee and the Maturity Guarantee, any amount that is allocated to a Fund is invested at the risk of the Owner and may increase or decrease in value according to fluctuations in the market value of the assets of the Fund.

6.2 HOW THE MATURITY GUARANTEE IS CALCULATED

For all series, the gross amount that you paid into your Contract, before deduction of any applicable sales charges to make such Deposits, will be grouped together and will establish the Premium Value for such Deposits.

The Maturity Guarantee Amount will be calculated based on 75% of the Premium Value.

For Invest Series Deposits

All Deposits will share one Contract Maturity Date, which is when the Annuitant reaches age 90 or 100 depending on the Contract Type and provincial legislation.

For Series 1 and Series 2 Deposits

All Deposits made in a single Policy Year within the same series will be grouped together and will share the same Deposit Maturity Date. The aggregate amount of those Deposits will establish the Premium Value.

An Anniversary Date will occur every year on the same date for your Contract. Resets may affect your Anniversary Date for Series 2 Deposits.

If you make Deposits in more than one Policy Year, you will have multiple Deposit Maturity Dates, Premium Values that share the same Anniversary Date.

If you establish a second Contract in a new series, the first Deposit under your second Contract will establish the Policy Year and Anniversary Date of your second Contract, which may differ from your first Contract.

If you own an RSP, LIRA, LRSP or RLSP Contract, the Guarantee Amounts and Deposit Maturity Dates are unaffected when such Contract is amended to become a RIF, LIF, LRIF, PRIF or RLSP Contract. Please see Section 6.7 for more information.

Maturity Guarantees are proportionately reduced by withdrawals. Please see Section 6.6 for additional information.

Example: Maturity Guarantees

Assume you are 55 years old with multiple Deposits in a non-registered Contract. Your Maturity Guarantees are calculated as shown in the table, assuming no withdrawals are made.

Maturity Guarantee summary if you chose the Invest Series

Deposit Date	Premium Value for Such Deposits	Deposit Maturity Date	Contract Maturity Date	Cumulative Maturity Guarantee Amount
Jan. 15, 2022	\$10,000	N/A	Age 100	\$7,500
Aug. 2, 2022	\$4,000	N/A	Age 100	\$10,500
July 23, 2023	\$2,000	N/A	Age 100	\$12,000
Oct. 10, 2023	\$4,000	N/A	Age 100	\$15,000
PREMIUM VALUE (Total Deposits)	\$20,000	N/A	Age 100	\$15,000

You have one Maturity Guarantee Amount and one Contract Maturity Date: \$15,000 guaranteed at age 100 (75% of the total Premium Value).

Maturity Guarantee summary if you chose Series 1

Deposit Date	Premium Value for Such Deposits	Deposit Maturity Date	Contract Maturity Date	Cumulative Maturity Guarantee Amount
Policy Year 1 (Jan. 15, 2022 – Jan. 14, 2023)				
Jan. 15, 2022	\$10,000	Jan. 15, 2032	Age 100	\$7,500
Aug. 2, 2022	\$4,000	Jan. 15, 2032	Age 100	\$10,500
PREMIUM VALUE (Total Deposits in Policy Year)	\$14,000	Jan. 15, 2032	Age 100	\$10,500
Policy Year 2 (Jan. 15, 2023 – Jan. 14, 2024)				
July 23, 2023	\$2,000	Jan. 15, 2033	Age 100	\$1,500
Oct. 10, 2023	\$4,000	Jan. 15, 2033	Age 100	\$4,500
PREMIUM VALUE (Total Deposits in Policy Year)	\$6,000	Jan. 15, 2033	Age 100	\$4,500

You have two Maturity Guarantee Amounts and two Deposit Maturity Dates: \$10,500 guaranteed on Jan. 15, 2032 and \$4,500 guaranteed on Jan. 15, 2033.

Maturity Guarantee summary if you first chose a Series 1 Contract in year 1 and then a Series 2 Contract in year 2

Deposit Date	Premium Value for Such Deposits	Deposit Maturity Date	Contract Maturity Date	Cumulative Maturity Guarantee Amount
Policy Year 1 (Feb. 13, 2022 – Feb. 12, 2023) – Series 1 Deposits				
Feb. 13, 2022	\$10,000	Feb. 13, 2032	Age 100	\$7,500
Aug. 2, 2022	\$4,000	Feb. 13, 2032	Age 100	\$10,500
PREMIUM VALUE (Total Deposits in Policy Year)	\$14,000	Feb. 13, 2032	Age 100	\$10,500
Policy Year 1 (July 23, 2023 – July 22, 2024) – Series 2 Deposits				
July 23, 2023	\$2,000	July 23, 2033	Age 100	\$1,500
Oct. 10, 2023	\$4,000	July 23, 2033	Age 100	\$4,500
PREMIUM VALUE (Total Deposits in Policy Year)	\$6,000	July 23, 2033	Age 100	\$4,500

You have two Maturity Guarantee Amounts and two Deposit Maturity Dates: \$10,500 guaranteed on Feb.13, 2032 and \$4,500 guaranteed on Jul. 23, 2033.

For Series 1 and Series 2, on your Deposit Maturity Date, your Deposit Guarantee will be automatically reset and renewed unless we are notified otherwise in writing in advance of the Deposit Maturity Date. The new Deposit Maturity Date will be 10 years after your initial Deposit Maturity Date and may continue to rollover until you reach the Closing Decade, at which point the term may be less than 10 years.

If you make Deposits in a Policy Year that begins in the Closing Decade, the new Deposit Maturity Date will be the Contract Maturity Date.

The new Maturity Guarantee Amount will be 75% of the greater of (a) the Premium Value, and (b) the then current Aggregate Unit Value. Your Deposit Maturity Date may continue to roll over until you reach your Contract Maturity Date.

See Appendix A for examples that illustrate how 10-year terms roll over.

6.3 HOW THE DEATH BENEFIT IS CALCULATED

A death benefit may become payable on the death of the Annuitant. When we receive all required documentation relating to the Death Benefit Date,

the death benefit will be payable to the beneficiaries or the estate of the Owner, as applicable, unless Annuity Payments have commenced. Notification requirements are detailed in our Administrative Rules.

For Invest Series

The death benefit will be the greater of (a) 100 % of the Aggregate Unit Value on the date of death, or (b) 75% of the Premium Value.

For Series 1 and Series 2

The death benefit will be determined as the sum of:

- a) for all Deposits made before the Annuitant attains age 80, the greater of:
- the sum of all Aggregate Unit Values relating to such Deposits on the Death Benefit Date; and
 - the sum of all the Death Benefit Guarantee Amounts relating to such Deposits,

PLUS

- b) for all Deposits made after the Annuitant attains age 80, the greater of:
- the sum of all Aggregate Unit Values relating to such Deposits on the Death Benefit Date; and
 - the sum of all the Death Benefit Guarantee Amounts relating to such Deposits.

Death Benefit Guarantee Amount means

- a) for all Deposits made in a Policy Year up to the day prior to the date the Annuitant turns age 80, 100% of the greater of:
 - (a) the Premium Value relating to such Deposits, or
 - (b) the Aggregate Unit Value relating to such Deposits determined as of the most recent Deposit Maturity Date or Reset Date, whichever is later, of such Deposits;
- b) for all Deposits made in a Policy Year after and including the date the Annuitant turns age 80, 80% of the greater of:
 - (a) the Premium Value relating to such Deposits, or
 - (b) the Aggregate Unit Value relating to such Deposits determined as of the most recent Deposit Maturity Date or Reset Date, whichever is later, of such Deposits.

The Death Benefit Guarantee Amounts are reduced proportionately for any withdrawals.

Please see Section 8.1 for additional information concerning the valuation of Units. Please see Section 6.6 for additional information.

As of the Death Benefit Date, we will redeem all Units in your Contract and transfer the corresponding value within your Contract to purchase Units of the RBC Canadian Money Market GIF. No sales charges will apply to these transactions.

If your Contract has a Successor Owner or Successor Annuitant, the Contract may continue and all investments will remain invested in the Funds currently held. Unless your Contract has a Successor Owner or Successor Annuitant, your Contract will be frozen as at the Death Benefit Date and additional transactions initiated before the Death Benefit Date will be allowed only as permitted by applicable laws. Any unallocated Deposits or returned payments will be used to purchase Units of the RBC Canadian Money Market GIF.

The Death Benefit Guarantee will be adjusted for any Deposits received or payments made after the Death Benefit Date. Payment of the death benefit will discharge our obligations under the Contract.

6.4 RESETTING YOUR DEPOSIT GUARANTEES (SERIES 2 DEPOSITS ONLY)

Deposit Guarantees for Series 2 Deposits may be reset, at your option, in accordance with our Administrative Rules. Following a reset, you will have one Maturity Guarantee Amount and one Death Benefit Guarantee Amount for all Series 2 Deposits made before the reset. All Series 2 Deposits will have the same Deposit Maturity Date, being 10 years from the Reset Date, unless the new Deposit Maturity Date occurs in the Closing Decade of your Contract, at which point the term may be less than 10 years.

Under our Administrative Rules, until the Annuitant attains age 90, you are permitted one optional reset of Series 2 Deposits per calendar year. You are not permitted any further resets of Series 2 after the Annuitant attains age 90. The Reset feature may be changed or discontinued at any time upon 60 days prior written notice.

New Maturity Guarantee

On a reset for all Series 2 Deposits, we take the sum of 75% of all Aggregate Unit Values on the Reset Date. This determines your new Maturity Guarantee Amount for your Series 2 Deposits if the amount is greater than the cumulative Maturity Guarantee Amount before the Reset Date.

The New Maturity Guarantee Amount is guaranteed on the new Deposit Maturity Date.

New Death Benefit Guarantee

On a reset, we take:

- for all Series 2 Deposits made before the Annuitant attains age 80, 100% of the greater of (i) the sum of the Premium Value for all Policy Years, and (ii) the Aggregate Unit Value on the Reset Date; and
- for all Series 2 Deposits made after the Annuitant attains age 80, 80% of the greater of (i) the sum of the Premium Value for all Policy Years, and (ii) the Aggregate Unit Value on the Reset Date.

This will determine the new Death Benefit Guarantee Amount for your Series 2 Deposits.

Example: Series 2 Deposit reset

Assume you, as the Annuitant, are 45 years old, and you have made Series 2 Deposits to your non-registered Contract. Since you have made Deposits to your Contract in three different Policy Years, you have three amounts that make up your Maturity Guarantee Amount and three amounts that make up your Death Benefit Guarantee Amount. You then request to reset your Series 2 Deposits on July 22, 2026 as described below.

Premium Value (PV)	Maturity Guarantee Amount	Death Benefit Guarantee Amount	Aggregate Unit Value (AUV) at July 22, 2026 (Reset Date)	Deposit Maturity Date
\$5,000 Policy Year 1: Dec. 1, 2022 – Nov. 30, 2023	\$3,750	\$5,000	\$8,000	Dec. 1, 2032
\$4,000 Policy Year 2: Dec. 1, 2023 – Nov. 30, 2024	\$3,000	\$4,000	\$5,000	Dec. 1, 2033
\$8,000 Policy Year 3: Dec. 1, 2024 – Nov. 30, 2025	\$6,000	\$8,000	\$7,500	Dec. 1, 2034
\$17,000 Total Values Before Reset on July 22, 2026	\$12,750	\$17,000	\$20,500	–
Total Values After Reset on July 22, 2026	\$15,375 (greater of 75% of PV or 75% of AUV)	\$20,500 (greater of 100% of PV or 100% of AUV)	–	July 22, 2036

The table above is intended to illustrate how a reset affects the Maturity Guarantee Amount under varying market conditions. It is not intended to be an illustration of the growth of Premium Values.

Following the reset of your Series 2 Deposits on July 22, 2026, you will have, for all your Series 2 Deposits, one Maturity Guarantee Amount of \$15,375 with a Deposit Maturity Date of July 22, 2036 and one Death Benefit Guarantee Amount of \$20,500.

6.5 SWITCHES AND YOUR DEPOSIT GUARANTEES

Switches do not affect your Deposit Guarantees or Deposit Maturity Dates, and the original Deposit date attributed to the monies that you switch will not be affected. When you switch between Funds, it is the Deposits that have been in the Fund the longest that are switched first. Transfers between certain series, or certain sales charge options, may at times be permitted by us and treated as a switch. Please contact your advisor to inquire about options available to you at the time of your request.

6.6 WITHDRAWALS AND YOUR DEPOSIT GUARANTEES

Every time that you make a withdrawal, including any scheduled payments, there is a proportionate reduction in the Premium Values and Guarantee Amounts used to calculate your Deposit Guarantees. The proportionate reduction is calculated based on the Aggregate Unit Value at the time of withdrawal that includes the Units to which the withdrawal relates. For example, in a situation where all Units were purchased at the same time, if the amount withdrawn in a specific Policy Year is equal to 25% of the Aggregate Unit Value of that Policy Year on the date of withdrawal, the Premium Value applicable to that Policy Year are reduced by 25%.

At the Deposit Maturity Date, you will still receive the greater of the new Maturity Guarantee Amount or the Aggregate Unit Value.

Withdrawals are made on a first in, first out basis by Policy Year. A withdrawal may include monies attributable to different Policy Years, and each relevant Premium Value and Deposit Guarantee will be adjusted. Withdrawals do not affect your Deposit Maturity Dates.

The reduction in the value of your Guarantee

Amounts as a result of withdrawals will be calculated as follows:

$$\text{Reduction in the value of your Guarantee Amount} = G \times W \div \text{AUV}$$

where:

G = Guarantee Amount prior to withdrawal relating to the Deposit that includes the Units withdrawn

W = Sum of the Unit Values of the Units withdrawn

AUV = Aggregate Unit Value of the Units relating to that Guarantee Amount prior to withdrawal

Your new Guarantee Amount is your original Guarantee Amount prior to withdrawal minus the reduction in the value of your Guarantee Amount for that Policy Year, calculated as described above. The Premium Value is reduced in the same manner as the Guarantee Amount. The next pages show examples of a withdrawal in a positive market and a declining market:

Example: Withdrawal in a Positive Market (Impact to Invest Series and Series 1 & 2)

For the purposes of this example, assume that:

- you made a Deposit to your Contract of \$5,000 prior to age 80;
- the Deposit has a current Aggregate Unit Value of \$10,000 and you decide to withdraw \$1,000.

Immediately prior to the withdrawal:

- if you invested in the Invest Series, your Maturity Guarantee Amount would be \$3,750, and your Death Benefit Guarantee Amount would be \$3,750; and
- if you invested in Series 1 or Series 2, your Maturity Guarantee Amount would be \$3,750, and your Death Benefit Guarantee Amount would be \$5,000.

The reductions to your Guarantee Amounts would be as follows:

	Invest Series	Series 1 & 2
Maturity Guarantee Amount (before withdrawal)	\$3,750	\$3,750
Death Benefit Guarantee Amount	\$3,750	\$5,000
Aggregate Unit Value	\$10,000	\$10,000
Withdrawal	\$1,000	\$1,000
Reduction in Maturity Guarantee Amount	$\$3,750 \times \$1,000 \div \$10,000 = \375	$\$3,750 \times \$1,000 \div \$10,000 = \375
New Maturity Guarantee Amount	\$3,375 (\$3,750 – \$375)	\$3,375 (\$3,750 – \$375)
Reduction in Death Benefit Guarantee Amount	$\$3,750 \times \$1,000 \div \$10,000 = \375	$\$5,000 \times \$1,000 \div \$10,000 = \500
New Death Benefit Guarantee Amount	\$3,375 (\$3,750 – \$375)	\$4,500 (\$5,000 – \$500)

The examples above are intended to illustrate how a withdrawal affects the Deposit Guarantees. It is not intended to be an illustration of the growth of Premium Values.

Example: Withdrawal in a Declining Market (Impact to Invest Series and Series 1 & 2)

For the purposes of this example, assume that:

- you made a Deposit to your Contract of \$5,000 prior to age of 80;
- the Deposit has a current Aggregate Unit Value of \$4,000; and
- you decide to withdraw \$1,000.

Immediately prior to the withdrawal:

- if you invested in the Invest Series, your Maturity Guarantee Amount would be \$3,750, and your Death Benefit Guarantee Amount would be \$3,750; and
- if you invested in Series 1 or Series 2, your Maturity Guarantee Amount would be \$3,750, and your Death Benefit Guarantee Amount would be \$5,000.

The reductions to your Guarantee Amounts would be as follows:

	Invest Series	Series 1 & 2
Maturity Guarantee Amount (before withdrawal)	\$3,750	\$3,750
Death Benefit Guarantee Amount (before withdrawal)	\$3,750	\$5,000
Aggregate Unit Value	\$4,000	\$4,000
Withdrawal	\$1,000	\$1,000
Reduction in Maturity Guarantee Amount	$\$3,750 \times \$1,000 \div \$4,000 = \938	$\$3,750 \times \$1,000 \div \$4,000 = \938
New Maturity Guarantee Amount	\$2,812 (\$3,750 – \$938)	\$2,812 (\$3,750 – \$938)
Reduction in Death Benefit Guarantee Amount	$\$3,750 \times \$1,000 \div \$4,000 = \938	$\$5,000 \times \$1,000 \div \$4,000 = \$1,250$
New Death Benefit Guarantee Amount	\$2,812 (\$3,750 – \$938)	\$3,750 (\$5,000 – \$1,250)

The example above is intended to illustrate how a withdrawal affects the Deposit Guarantees. It is not intended to be an illustration of the decline of Premium Values.

Withdrawals in a declining market reduce guaranteed amounts by greater amounts than is the case if you withdraw the same amount in a rising market.

6.7 RSP, LRSP, LIRA, RLSP DEPOSIT GUARANTEES TRANSITION FOR SERIES 1 AND SERIES 2

If you own an RSP, LRSP, LIRA or RLSP Contract, the Guarantee Amounts and Deposit Maturity Dates will continue in your RIF, LRIF, LIF, PRIF or RLIF Contract following an amendment to your Original RSP Contract to make it a Corresponding RIF Contract, as illustrated below:

Example: Transition from an Original RSP Contract to a Corresponding RIF Contract

For purposes of this illustration, assume that:

- you purchased an Original RSP Contract when you were 67 years old by transferring \$50,000 from another financial institution on February 12, 2022; and
- you made additional RSP contributions as indicated in the following table.

Although there are only four years left until you must change your Original RSP Contract, your Guarantee Amounts will extend to your Corresponding RIF Contract. Your Guarantees will work as follows:

Deposit Date	Premium Value	Deposit Maturity Date (For Series 1 & Series 2)	Cumulative Maturity Guarantee Amount
Policy Year 1 (Feb. 12, 2022 – Feb. 11, 2023)			
Feb. 12, 2022	\$50,000	Feb. 12, 2032	\$37,500
Dec. 2, 2022	\$4,000	Feb. 12, 2032	\$40,500
PREMIUM VALUE (Total Deposits in Policy Year)			\$40,500
Policy Year 2 (Feb. 12, 2023 – Feb. 11, 2024)			
Nov. 27, 2023	\$ 6,000	Feb. 12, 2033	\$ 4,500
PREMIUM VALUE (Total Deposits in Policy Year)		Feb. 12, 2033	\$ 4,500

Maturity Guarantees Summary for Series 1 & Series 2:
You have two Maturity Guarantee Amounts and two Deposit Maturity Dates:

\$40,500 guaranteed on Feb. 12, 2032 (commenced in your RSP Contract but maturing in your Corresponding RIF Contract);
\$4,500 guaranteed on Feb. 12, 2033 (commenced in your RSP Contract but maturing in your Corresponding RIF Contract).

Please refer to Sections 3.3.4 and 3.3.5 of the Contract for more information on how your Original RSP Contract will be amended to become a Corresponding RIF Contract.

6.8 CONTRACT MATURITY

Immediately following the occurrence of an event that triggers Annuity Payments, all Units credited to your Contract will be redeemed and any applicable redemption fees will be deducted, but no withdrawal

will occur. Instead, the Total Contract Value at such date will be used to determine the amount of the annual Annuity Payments using the rates set out in the Contract (or such higher rates as may be in effect at the Contract Maturity Date).

7.1 GENERAL INFORMATION AND FUND OPTIONS

RBC GIF Contracts give you access to a wide variety of Funds. GIFs generally invest in one underlying fund. Fund categories include money market funds, fixed income funds, balanced funds, equity funds and portfolio solutions. Each Fund has a particular investment objective and strategy, and the underlying investments of the Funds are different. As such, the performance of Funds within any one category will vary.

Guaranteed Investment Portfolios are specialized Funds referred to as “GIPs.” The GIPs have been created to provide purchasers of Contracts with professionally managed solutions designed to suit the following four different investor profiles:

- **Conservative** – for purchasers who are focused on receiving income with the potential for moderate capital growth.
- **Balanced** – for purchasers who are focused on achieving long-term capital growth, with a secondary focus on modest income.
- **Growth** – for purchasers who are focused on achieving long-term capital growth.
- **Aggressive Growth** – for purchasers who are focused on achieving long-term capital growth through a more aggressive, all-equity asset mix.

RBC Global Asset Management Inc. provides strategic asset allocation and ongoing portfolio rebalancing to the underlying mutual fund or portfolio to ensure the appropriate long-term asset mix is maintained.

Fund options available to you vary by series and sales charge options. The table adjacent outlines the current Fund options by series.

	Invest Series (ISC)	Series 1 (ISC)	Series 2 (ISC)	Invest Series (CBO)	Series 1 (CBO)	Series 2 (CBO)	Invest Series (FSC)	Series 1 (FSC)	Series 2 (FSC)
Money Market Category									
RBC Canadian Money Market GIF	X	X	X	X	X	X	X	X	X
Fixed Income Category									
RBC Canadian Short-Term Income GIF	X	X	X						
RBC Bond GIF	X	X	X	X	X	X	X	X	X
RBC PH&N Total Return Bond GIF	X	X	X	X	X	X	X	X	X
RBC Global Bond GIF	X	X	X	X	X	X	X	X	X
RBC BlueBay Global Convertible Bond GIF (Canada)	X								
RBC High Yield Bond GIF	X	X							
Balanced Category									
RBC Balanced GIF	X	X	X	X	X	X	X	X	X
RBC Vision Balanced GIF	X	X	X	X	X	X			
RBC Conservative Growth & Income GIF	X	X	X	X	X	X	X	X	X
RBC Balanced Growth & Income GIF	X	X	X	X	X	X	X	X	X
RBC Global Growth & Income GIF	X	X	X	X	X	X	X	X	X
RBC PH&N Monthly Income GIF	X	X	X	X	X	X	X	X	X
RBC Global Balanced GIF	X	X	X	X	X	X	X	X	X
Portfolio Solutions									
RBC Select Conservative GIP	X	X	X	X	X	X	X	X	X
RBC Select Balanced GIP	X	X	X	X	X	X	X	X	X
RBC Select Growth GIP	X	X	X	X	X	X	X	X	X
RBC Select Aggressive Growth GIP	X	X	X	X	X	X	X	X	X
Global Portfolio Solutions									
RBC Global Conservative GIP	X	X	X	X	X	X	X	X	X
RBC Global Balanced GIP	X	X	X	X	X	X	X	X	X
RBC Global Growth GIP	X	X	X	X	X	X	X	X	X
RBC Global All-Equity GIP	X	X	X	X	X	X	X	X	X
Canadian Equity Category									
RBC Canadian Dividend GIF	X	X		X	X		X	X	
RBC Canadian Equity GIF	X	X		X	X		X	X	
RBC Vision Canadian Equity GIF	X	X		X	X				
RBC O'Shaughnessy All-Canadian Equity GIF	X	X							
RBC PH&N Canadian Income GIF	X	X							
North American Equity Category									
RBC North American Value GIF	X	X		X	X		X	X	
RBC North American Growth GIF	X	X		X	X		X	X	
U.S. Equity Category									
RBC U.S. Dividend GIF	X	X		X	X		X	X	
RBC U.S. Equity GIF	X	X		X	X		X	X	
RBC QUBE Low Volatility US Equity GIF	X	X		X	X		X	X	
RBC O'Shaughnessy U.S. Value GIF	X	X							
International and Global Equity Category									
RBC O'Shaughnessy International Equity GIF	X	X							
RBC Emerging Markets Dividend GIF	X			X			X		
RBC Global Dividend Growth GIF	X	X		X	X		X	X	
RBC Global Equity GIF	X			X			X		
RBC QUBE Low Volatility Global Equity GIF	X	X		X	X		X	X	

There are certain risk factors associated with each of the Funds you select as investment options under your Contract, and these are outlined in the Appendix at the end of the Information Folder.

When you select a Fund as an investment option under your Contract, we will allocate Units of that Fund to your Contract. However, the “Units” are notional only and you do not actually own, buy or sell any assets in the Funds or any Units. The Units are only used to calculate the value of your benefits under your Contract. The assets held in the Fund are the property of RBC Life. The underlying investments in all Funds are securities of one or more mutual funds or other selected investments. You do not acquire any ownership interest in the securities of the underlying mutual funds or other investments held by a Fund when you invest in the Fund.

If you would like additional information regarding the underlying investments of each Fund, please see the Fund Facts or contact your advisor.

We reserve the right to add any additional Funds, to discontinue offering the Funds, or to merge or split any of the Funds available through your Contract at any time. We will provide you with at least 60 days advance notice in this event, and you may have certain Fundamental Change rights in some of these situations as described in Section 7.9.

We may also provide you with additional investment choices within your Contract that have different contractual provisions, such as different maturity or Death Benefit Guarantee levels. In this event, the provisions of your Contract may be amended to permit you to utilize the additional investment choices. If you initiate a transaction using the new investment choice, you agree to the terms of the amendment, which will form part of your Contract.

From time to time, we may offer you the benefit of a transfer program to a new or existing segregated fund Contract, or to an enhanced version of your current Contract. The transfer program and new Contract

set-up, if any, will be detailed in our Administrative Rules, including any applicable guarantees.

No amounts may be guaranteed at the time of the transfer program because the values of Units of the Funds fluctuate with the market values of the assets of the Funds.

We have the right to change the manager of any of the Funds at any time at our discretion, change underlying funds or invest directly in securities rather than underlying funds. You will be notified of any such change, and you may have certain Fundamental Change rights in some of these situations as described in Section 7.9.

7.2 CONTRACT AND FUND CHARGES

7.2.1 Fund charges

Management and Insurance Fees

Each Fund pays us a management fee and an insurance fee for the management of the Fund and for providing the benefits under the Contract. Management and insurance fees may differ from Fund to Fund, between series and between sales charge options within a series. They are stated as an annualized percentage of the daily market value of the net assets of the Fund attributed to that series and sales charge option. Each Fund also is responsible for paying all the expenses relating to its organization, operation and administration including, for example, legal and audit fees and taxes.

We calculate and accrue our management and insurance fees at the end of each Valuation Date using a daily factor of the annualized management and insurance fee percentages. Management and insurance fees are reimbursed monthly to us. You do not directly pay for these fees as they are paid by the Funds out of the assets attributed to the relevant series.

The insurance fees are subject to change at our discretion within certain limits. If for any Fund in which you hold Units we increase the annual insurance fee limit, you will be provided the options

as described in Section 7.9 as these would constitute Fundamental Changes.

The MER and management fee of the segregated fund includes the corresponding MER(s) and management fee(s) of the underlying fund.

Management Expense Ratio

The management expense ratio (or “MER”) shows the cost of investing in a Fund. The MER is the insurance fee plus the management fee (including advisor compensation if applicable) plus operating expenses of the Fund (including any management fees and operating expenses charged to an underlying mutual fund), applicable distribution costs plus HST, expressed as a percentage of the Fund’s average net asset value in a given year. There is no duplication of management fees or sales charges for the same service. A separate MER is calculated for each series. You do not directly pay for the MER since it is paid from the Fund before the Unit Values of the Fund are calculated.

The operating expenses of a Fund (which vary from time to time) include:

- operating and administrative costs,
- legal fees, and
- audit fees.

The MER for the F sales charge option of each series will be lower because they do not include any advisor compensation. You negotiate these costs directly with your advisor.

The MERs for a Fund are subject to change without prior notification.

The annual management and insurance fee percentages, insurance fee limits and MER for each series of each Fund are set out in the table on the next page.

7.2.2 Contract charges

As part of your Contract, there may be additional charges that you may need to pay directly. Please refer to the following sections:

- Sales charge options (low sales charge, deferred sales charge, initial sales charge, advisor chargeback sales charge and F sales charge): Section 9
- Short-term trading fees: Section 9.6
- Switching: Section 4.2
- Withdrawals: Sections 5.1 and 5.4

7.3 NET ASSET VALUE AND UNIT VALUE

We calculate the net asset value for the Funds in accordance with our Administrative Rules. The net asset value for the Units of each Fund may vary by series and sales charge option. The net asset value represents the total market value of all the assets of the Fund attributed to that series and sales charge option minus the liabilities of the Fund attributed to that series and sales charge option. The Unit Value is the net asset value divided by the overall number of units of that series and sales charge option held by investors.

We calculate the net asset value and the Unit value at the close of business on every Valuation Date. Please see Section 8.2 for more information.

The Unit value fluctuates with the market value of the assets of the Fund and is not guaranteed.

Management Fee, Insurance Fee (and Limit) and Estimated MERs for Invest Series

Fund	Annual Management Fee (%) (ISC, CBO, DSC**, LSC**)	Annual Insurance Fee (and Limit) (%) (ISC, CBO, DSC**, LSC**)	Estimated MER* (ISC, CBO, DSC**, LSC**)	Annual Management Fee (%) (FSC)	Annual Insurance Fee (and Limit) (%) (FSC)	Estimated MER* (FSC)
RBC Canadian Money Market GIF****	0.53	0.10 (0.60)	0.69	0.42	0.10 (0.60)	0.56
RBC Canadian Short-Term Income GIF ***	1.35	0.25 (0.75)	1.78	-	-	-
RBC Bond GIF	1.34	0.25 (0.75)	1.78	0.82	0.25 (0.75)	1.21
RBC PH&N Total Return Bond GIF	1.34	0.25 (0.75)	1.75	0.82	0.25 (0.90)	1.21
RBC Global Bond GIF	1.55	0.40 (0.90)	2.20	0.81	0.40 (0.95)	1.36
RBC BlueBay Global Convertible Bond GIF (Canada)***	1.97	0.45 (0.95)	2.70	-	-	-
RBC High Yield Bond GIF***	1.50	0.45 (0.95)	2.14	-	-	-
RBC Balanced GIF	1.69	0.30 (0.80)	2.22	0.89	0.30 (0.80)	1.34
RBC Vision Balanced GIF	1.70	0.25 (0.80)	2.17	-	-	-
RBC Conservative Growth & Income GIF	1.67	0.20 (0.70)	2.09	0.89	0.20 (0.70)	1.23
RBC Balanced Growth & Income GIF	1.77	0.30 (0.80)	2.26	0.96	0.30 (0.80)	1.32
RBC Global Growth & Income GIF	1.69	0.30 (0.80)	2.16	0.86	0.30 (0.80)	1.22
RBC PH&N Monthly Income GIF	1.70	0.25 (0.75)	2.15	0.93	0.25 (0.75)	1.33
RBC Global Balanced GIF	1.74	0.25 (0.75)	2.23	0.90	0.25 (0.75)	1.25
RBC Select Conservative GIP	1.66	0.20 (0.70)	2.08	0.92	0.20 (0.70)	1.23
RBC Select Balanced GIP	1.75	0.20 (0.70)	2.15	1.01	0.20 (0.70)	1.40
RBC Select Growth GIP	1.94	0.40 (0.90)	2.60	1.18	0.40 (0.90)	1.66
RBC Select Aggressive Growth GIP	1.87	0.55 (1.05)	2.71	1.17	0.55 (1.05)	1.89
RBC Global Conservative GIP	1.85	0.20 (0.70)	2.23	0.95	0.20 (0.70)	1.23
RBC Global Balanced GIP	1.90	0.20 (0.70)	2.34	1.05	0.20 (0.70)	1.43
RBC Global Growth GIP	1.93	0.40 (0.90)	2.53	1.22	0.40 (0.90)	1.75
RBC Global All-Equity GIP	1.88	0.55 (1.05)	2.69	1.22	0.55 (1.05)	1.87
RBC Canadian Dividend GIF	1.80	0.30 (0.80)	2.34	1.07	0.30 (0.80)	1.49
RBC Canadian Equity GIF	2.05	0.30 (0.80)	2.64	1.36	0.30 (0.80)	1.75
RBC Vision Canadian Equity GIF	1.94	0.30 (0.80)	2.38	-	-	-
RBC O'Shaughnessy All-Canadian Equity GIF***	2.05	0.30 (0.80)	2.60	-	-	-
RBC PH&N Canadian Income GIF***	1.91	0.30 (0.80)	2.49	-	-	-
RBC North American Value GIF	2.09	0.30 (0.80)	2.64	1.28	0.30 (0.80)	1.71
RBC North American Growth GIF	2.06	0.30 (0.80)	2.64	1.35	0.30 (0.80)	1.87
RBC U.S. Dividend GIF	2.08	0.30 (0.80)	2.64	1.33	0.30 (0.80)	1.75
RBC U.S. Equity GIF	1.96	0.40 (0.90)	2.60	1.27	0.40 (0.90)	1.76
RBC QUBE Low Volatility US Equity GIF	1.96	0.35 (0.85)	2.54	1.29	0.35 (0.85)	1.84
RBC O'Shaughnessy U.S. Value GIF***	1.99	0.40 (0.90)	2.68	-	-	-
RBC O'Shaughnessy International Equity GIF***	2.07	0.45 (0.95)	2.78	-	-	-
RBC Emerging Markets Dividend GIF	1.50	0.45 (0.95)	2.94	1.50	0.45 (0.95)	2.06
RBC Global Dividend Growth GIF	2.07	0.45 (0.95)	2.79	1.30	0.45 (0.95)	1.86
RBC Global Equity GIF	2.07	0.45 (0.95)	2.76	1.23	0.45 (0.95)	1.77
RBC QUBE Low Volatility Global Equity GIF	2.01	0.40 (0.90)	2.56	1.25	0.40 (0.90)	1.76

* These MERs are based on current management fees and Insurance fees being charged to the Fund as of December 31, 2023. The insurance fees may increase at any time, as long as they do not exceed the insurance fee limit, and you will be notified in your annual statement of any changes in the prior year. These MERs are estimates only, are subject to change at any time and may increase due to increases in either the insurance fees, as explained in the preceding paragraph, or the actual expenses, which will be determined at year-end. The MERs may also increase due to a change to the management fee, subject to the Fundamental Change rule. Actual MERs including HST will be published in the annual audited financial statements, which will be available four months after year-end.

** MERs will be available online and in the Fund Facts issued after the annual audited financials are prepared.

DSC and LSC are closed to new deposits.

*** These funds are not available for the CBO sales charge option.

**** RBC Life Insurance Company may waive a portion of the fees for the Canadian Money Market GIF, which waiver may end at any time without notice.

Management Fee, Insurance Fee (and Limit) and Estimated MERs for Series 1

Fund	Annual Management Fee (%) (ISC, CBO, DSC**, LSC**)	Annual Insurance Fee (and Limit) (%) (ISC, CBO, DSC**, LSC**)	Estimated MER* (ISC, CBO, DSC**, LSC**)	Annual Management Fee (%) (FSC)	Annual Insurance Fee (and Limit) (%) (FSC)	Estimated MER* (FSC)
RBC Canadian Money Market GIF****	1.00	0.10 (0.60)	0.72	0.60	0.10 (0.60)	0.76
RBC Canadian Short-Term Income GIF***	1.60	0.35 (0.65)	2.10	-	-	-
RBC Bond GIF	1.60	0.35 (0.65)	2.09	0.99	0.35 (0.65)	1.51
RBC PH&N Total Return Bond GIF	1.60	0.35 (0.65)	2.09	1.01	0.35 (0.65)	1.53
RBC Global Bond GIF	1.80	0.50 (0.80)	2.48	0.97	0.50 (0.80)	1.66
RBC High Yield Bond GIF***	1.80	0.55 (0.85)	2.63	-	-	-
RBC Balanced GIF	1.97	0.40 (0.80)	2.61	1.06	0.40 (0.80)	1.65
RBC Vision Balanced GIF	1.79	0.40 (0.80)	2.47	-	-	-
RBC Conservative Growth & Income GIF	1.64	0.40 (0.70)	2.26	0.87	0.40 (0.70)	1.43
RBC Balanced Growth & Income GIF	1.87	0.40 (0.80)	2.44	1.04	0.40 (0.80)	1.63
RBC Global Growth & Income GIF	1.86	0.40 (0.80)	2.43	1.07	0.40 (0.80)	1.67
RBC PH&N Monthly Income GIF	1.94	0.40 (0.80)	2.57	1.16	0.40 (0.80)	1.77
RBC Global Balanced GIF	1.94	0.40 (0.80)	2.57	1.06	0.40 (0.80)	1.53
RBC Select Conservative GIP	1.85	0.40 (0.70)	2.46	1.07	0.40 (0.70)	1.66
RBC Select Balanced GIP	1.88	0.40 (0.80)	2.50	1.11	0.40 (0.80)	1.74
RBC Select Growth GIP	2.08	0.60 (1.00)	2.95	1.34	0.60 (1.00)	2.19
RBC Select Aggressive Growth GIP	2.12	0.75 (1.15)	3.18	1.36	0.75 (1.15)	2.24
RBC Global Conservative GIP	1.88	0.40 (0.70)	2.43	1.11	0.40 (0.70)	1.70
RBC Global Balanced GIP	1.92	0.40 (0.70)	2.57	1.15	0.40 (0.70)	1.75
RBC Global Growth GIP	2.07	0.60 (1.00)	2.91	1.38	0.60 (1.00)	2.24
RBC Global All-Equity GIP	2.12	0.75 (1.15)	3.11	1.40	0.75 (1.15)	2.43
RBC Canadian Dividend GIF	2.25	0.40 (0.80)	2.80	1.37	0.40 (0.80)	1.90
RBC Canadian Equity GIF	2.25	0.65 (1.05)	3.05	1.35	0.65 (1.05)	2.15
RBC Vision Canadian Equity GIF	1.97	0.65 (1.05)	2.95	-	-	-
RBC O'Shaughnessy All-Canadian Equity GIF***	2.30	0.65 (1.05)	3.21	-	-	-
RBC PH&N Canadian Income GIF***	2.25	0.45 (0.85)	2.88	-	-	-
RBC North American Value GIF	2.25	0.65 (1.05)	2.99	1.32	0.65 (1.05)	2.22
RBC North American Growth GIF	2.25	0.65 (1.05)	3.08	1.38	0.65 (1.05)	2.29
RBC U.S. Dividend GIF	2.30	0.65 (1.15)	3.12	1.42	0.65 (1.15)	2.18
RBC U.S. Equity GIF	2.30	0.75 (1.15)	3.16	1.33	0.75 (1.15)	2.27
RBC QUBE Low Volatility US Equity GIF	2.11	0.70 (1.10)	3.17	1.40	0.70 (1.10)	2.37
RBC O'Shaughnessy U.S. Value GIF***	2.30	0.75 (1.15)	3.21	-	-	-
RBC O'Shaughnessy International Equity GIF***	2.40	0.80 (1.20)	3.36	-	-	-
RBC Global Dividend Growth GIF	2.40	0.80 (1.20)	3.34	1.45	0.80 (1.20)	2.54
RBC QUBE Low Volatility Global Equity GIF	2.16	0.75 (1.15)	3.25	1.37	0.75 (1.15)	2.39

* These MERs are based on current management fees and Insurance fees being charged to the Fund as of December 31, 2023. The insurance fees may increase at any time, as long as they do not exceed the insurance fee limit, and you will be notified in your annual statement of any changes in the prior year.

These MERs are estimates only, are subject to change at any time and may increase due to increases in either the insurance fees, as explained in the preceding paragraph, or the actual expenses, which will be determined at year-end. The MERs may also increase due to a change to the management fee, subject to the Fundamental Change rule. Actual MERs including HST will be published in the annual audited financial statements, which will be available four months after year-end.

MERs will be available online and in the Fund Facts issued after the annual audited financials are prepared.

** DSC and LSC are closed to new deposits.

*** These funds are not available for the CBO sales charge option.

**** RBC Life Insurance Company may waive a portion of the fees for the Canadian Money Market GIF, which waiver may end at any time without notice

Management Fee, Insurance Fee (and Limit) and Estimated MERs for Series 2

Fund	Annual Management Fee (%) (ISC, CBO, DSC**, LSC**)	Annual Insurance Fee (and Limit) (%) (ISC, CBO, DSC**, LSC**)	Estimated MER* (ISC, CBO, DSC**, LSC**)	Annual Management Fee (%) (FSC)	Annual Insurance Fee (and Limit) (%) (FSC)	Estimated MER* (FSC)
RBC Canadian Money Market GIF****	1.08	0.12 (0.60)	0.78	0.61	0.12 (0.60)	0.83
RBC Canadian Short-Term Income GIF***	1.41	0.55 (1.05)	2.17	-	-	-
RBC Bond GIF	1.42	0.55 (1.05)	2.20	0.99	0.55 (1.05)	1.74
RBC PH&N Total Return Bond GIF	1.44	0.55 (1.05)	2.17	0.90	0.55 (1.05)	1.64
RBC Global Bond GIF	1.62	0.70 (1.20)	2.54	0.91	0.70 (1.20)	1.82
RBC Balanced GIF	1.73	0.70 (1.20)	2.71	0.95	0.70 (1.20)	1.87
RBC Vision Balanced GIF	1.65	0.70 (1.20)	2.66	-	-	-
RBC Conservative Growth & Income GIF	1.61	0.50 (0.80)	2.36	0.95	0.50 (0.80)	1.64
RBC Balanced Growth & Income GIF	1.74	0.70 (1.20)	2.67	0.92	0.70 (1.20)	1.70
RBC Global Growth & Income GIF	1.73	0.70 (1.20)	2.65	0.95	0.70 (1.20)	1.87
RBC PH&N Monthly Income GIF	1.71	0.70 (1.20)	2.66	0.96	0.70 (1.20)	1.88
RBC Global Balanced GIF	1.74	0.70 (1.20)	2.69	0.93	0.70 (1.20)	1.71
RBC Select Conservative GIP	1.87	0.50 (0.80)	2.61	1.11	0.50 (0.80)	1.85
RBC Select Balanced GIP	1.93	0.50 (0.90)	2.69	1.17	0.50 (0.90)	1.89
RBC Select Growth GIP	2.18	0.70 (1.10)	3.19	1.43	0.70 (1.10)	2.40
RBC Select Aggressive Growth GIP	2.22	0.95 (1.35)	3.53	1.44	0.95 (1.35)	2.70
RBC Global Conservative GIP	1.86	0.50 (0.80)	2.57	1.15	0.50 (0.80)	1.87
RBC Global Balanced GIP	1.92	0.50 (0.90)	2.66	1.21	0.50 (0.90)	1.97
RBC Global Growth GIP	2.17	0.70 (1.10)	3.16	1.47	0.70 (1.10)	2.28
RBC Global All-Equity GIP	2.17	0.95 (1.35)	3.39	1.49	0.95 (1.35)	2.75

* These MERs are based on current management fees and Insurance fees being charged to the Fund as of December 31, 2023. The insurance fees may increase at any time, as long as they do not exceed the insurance fee limit, and you will be notified in your annual statement of any changes in the prior year.

These MERs are estimates only, are subject to change at any time and may increase due to increases in either the insurance fees, as explained in the preceding paragraph, or the actual expenses, which will be determined at year-end. The MERs may also increase due to a change to the management fee, subject to the Fundamental Change rule. Actual MERs including HST will be published in the annual audited financial statements, which will be available four months after year-end.

MERs will be available online and in the Fund Facts issued after the annual audited financials are prepared.

** DSC and LSC are closed to new deposits.

*** These funds are not available for the CBO sales charge option.

**** RBC Life Insurance Company may waive a portion of the fees for the Canadian Money Market GIF, which waiver may end at any time without notice.

7.4 INVESTMENT POLICIES AND RESTRICTIONS

The Funds have been established to provide benefits, which will vary in amount depending upon the market value of the assets of each Fund. The investment policies and restrictions of each Fund are described in Appendix C and may change from time to time. A copy of a Fund's current investment policies and restrictions may be obtained from RBC Life on request. See Section 7.9 for a description of the Fundamental Change options that will be provided to you if we change the fundamental investment objective of a Fund in which you hold Units in your Contract. If you hold Units of a Fund that invests in an underlying mutual fund and unitholders of that underlying mutual fund approve a change to its investment objective, we will give you notice of that change and approval.

The Contract and Information Folder are subject to compliance with the Canadian Life Health Insurance Association Inc. (CLHIA) Guidelines on Individual Variable Insurance Contracts Relating to Segregated Funds and other applicable laws. The Funds do not currently utilize leverage.

7.5 POTENTIAL RISKS OF INVESTING

Risks are associated with each Fund's investments, either directly or indirectly. These risks are summarized in Appendix B and, in most cases, apply indirectly to a Fund through the Fund's investment in one or more underlying mutual funds. Please see Appendix C for information concerning which risks are associated with each particular Fund.

7.6 REINVESTMENT OF EARNINGS

The realized earnings of the assets in each Fund will be reinvested in the Fund and will increase the value of its Units. Owners of Contracts acquire no direct claim to a Fund's assets but only on the benefits under the Contracts.

7.7 INTEREST OF MANAGEMENT AND OTHERS IN MATERIAL TRANSACTIONS

RBC Global Asset Management Inc. (an affiliate of RBC Life) is the manager of the underlying mutual funds and portfolios in which a Fund currently invests its assets. No director, officer, associate or affiliate of RBC Life has had any material interest, direct or indirect, in any transactions, or in any proposed transactions within three years prior to the date of filing of this Information Folder, that would or will materially affect RBC Life or any of its subsidiaries with respect to the Funds.

In the event of a conflict of interest, we will approach the manager to seek a resolution of the issue.

7.8 MATERIAL CONTRACTS AND MATERIAL FACTS

No material contract that can be reasonably regarded as presently material to proposed Owners of Contracts with respect to the Funds has been entered into within two years prior to the date of filing this Information Folder.

There are no other material facts relating to the Contracts that have not been disclosed in this Information Folder.

7.9 AMENDMENTS AND FUNDAMENTAL CHANGES

We may amend your Contract at any time upon not less than 60 days notice to you. A change to our Administrative Rules does not constitute an amendment to your Contract.

In the event of a Fundamental Change to a Fund in which you hold Units in your Contract, you will be given the opportunity to:

- (i) transfer the value of the Units affected by the Fundamental Change to a similar Fund without incurring any sales charges; or

- (ii) if we do not offer a Fund similar to the Fund affected by the Fundamental Change, redeem the Units affected by the Fundamental Change without incurring any sales charges.

For these purposes, a “similar Fund” is another segregated fund offered by RBC Life that, in either case, has a fundamental investment objective that is comparable to the Fund, is in the same investment fund category as the Fund (as identified in Appendix C) and has management and insurance fees that are the same as or lower than the management and insurance fees of the Fund at the time notice is given as described below.

We will provide you with your withdrawal options and/or details of any switch opportunities at least 60 days prior to the effective date of the Fundamental Change. Your right to elect either option is effective only if we receive your election within five business days prior to the end of the 60-day notice period described above. During this 60-day notice period, you may not transfer to a Fund subject to a Fundamental Change, unless you agree to waive the right to redeem referred to in paragraph (ii) above.

A Fundamental Change to a Fund includes:

- an increase to the management fee percentage charged to the Fund for your series and sales charge option;
- an increase to the insurance fee limit;
- a change to the fundamental investment objectives of the Fund;
- a decrease in the frequency with which the Fund Units are valued; or
- fund closure.

We reserve the right to make Fundamental Changes from time to time, subject to compliance with the clauses noted above. We also reserve the right to change underlying funds. If such a change is a Fundamental Change, you will have the rights described in the section above. Changing an underlying fund to another substantially similar

underlying fund will not constitute a Fundamental Change provided that immediately following the change, the total management fee and insurance fee of the Fund are the same as, or lower than, its total management and insurance fee immediately before the change. A substantially similar underlying fund is one that has a similar fundamental investment objective, is in the same investment fund category and has the same or lower management fee as the underlying fund. We will (a) notify you, our regulators and the CLHIA at least 60 days in advance of the change or closure (unless such notice is not practical in the circumstances, in which event we will provide notice as soon as possible as reasonably practical); and (b) amend or re-file this Information Folder to reflect the change. The foregoing may be superseded by any regulatory developments governing changes to segregated funds.

7.10 POTENTIAL CREDITOR PROTECTION

When a named beneficiary is a spouse, common-law partner, parent, child, grandchild of the Annuitant (for Quebec, ascendants and descendants of the Owner) or is named irrevocably, your Contract may be protected, in whole or in part, against claims of your creditors.

Note: there are important limitations with respect to this protection, and this summary does not include all possible considerations. You should consult your advisor about your individual circumstances.

7.11 AVOIDING PROBATE FEES

If you name a valid beneficiary or Successor Owner, under current laws, your Contract will not form part of your estate upon the death of the Annuitant, and probate fees will not apply to your Contract. Your financial affairs also may remain private.

8.1 TOTAL CONTRACT VALUE

The Total Contract Value of your Contract on any date will be:

- (i) the sum of the Unit Values of all the Units of all the Funds credited to your Contract at the close of business on that date if it is a Valuation Date or, if it is not a Valuation Date, the most recent Valuation Date;

PLUS

- (ii) any Deposit that we have received under your Contract, less any deductions, which has not yet been used to purchase Units of a Fund;

PLUS

- (iii) any other cash credited to your Contract.

Please note that, except upon the death of the last surviving Annuitant, no amounts are guaranteed prior to their respective Deposit Maturity Dates (for Series 1 and Series 2) or Contract Maturity Dates (for the Invest Series) because the values of Units of the Funds fluctuate with the market values of the assets of the Funds.

8.2 VALUATION DATE

A Valuation Date occurs every day that the principal exchange is open for trading and a value is available for the assets of the relevant Fund. The Toronto Stock Exchange currently is the principal exchange used for the purpose of determining the Valuation Dates. We reserve the right to change the principal exchange to another exchange.

All transactions affecting your Contract (such as Deposits, withdrawals, switches and resets) are processed based upon the Unit Values as at the close of business on the Valuation Date provided any necessary instructions have been received by our Correspondence Office before the Valuation Date cut-off time. Valuation Dates are considered to end at the Valuation Date cut-off time, as determined by RBC Life.

Any instructions or transactions received by our Correspondence Office after the Valuation Date cut-off time will be considered to be received as of the next Valuation Date.

We reserve the right to change the Valuation Date cut-off time to a time that is earlier or later. For example, we may require an earlier Valuation Date cut-off time for instructions or transactions received through different distribution or communication channels. Please contact your advisor for the Valuation Date cut-off time that may apply to your specific transaction.

We will normally value the Funds on every Valuation Date. However, we may postpone the valuation of the Funds:

- a) for any period during which one or more of the nationally recognized stock exchanges are closed for other than a customary weekend or holiday closing;
- b) for a period during which trading on securities exchanges is restricted; or
- c) when there is an emergency during which it is not reasonable for us to dispose of investments owned by the Funds or to acquire investments on behalf of the Funds or to determine the total value of the Funds.

The Funds will be valued at least monthly irrespective of any postponement. If there is a change in the frequency of the valuation of the Funds, you may have rights of free withdrawal or switch. Please see Section 7.9 for more information.

9.1 GENERAL INFORMATION

You may have to pay a sales charge at the time you make a Deposit to your Contract or at the time you make a withdrawal, depending on the sales charge option you have chosen. You can choose from the following sales charge options available under your Contract – an initial sales charge option, an advisor chargeback sales charge option and an F sales charge option. You may combine the above sales charge options within the same contract.

The sales charge option(s) you choose will depend on a number of variables including your risk tolerance, investment objectives and time horizon. This important decision is one you should make in consultation with your licensed insurance advisor as part of your overall financial planning discussion. For more information on the specific costs of each sales charge option, please refer to the Fund Facts for the specific fund(s) you are considering. As indicated in the Fund Facts, your choice of sales charge option will determine how your advisor is compensated.

RBC Insurance proprietary advisors currently can only sell RBC GIFs under a “no load” structure, which is explained in the Fund Facts.

9.2 LOW SALES CHARGE AND DEFERRED SALES CHARGE OPTIONS

Low sales charge and deferred sales charge options are closed for additional deposits. The low sales charge and deferred sales charge options have sales charges that you may have to pay at the time that Units credited to your Contract are redeemed, if the redemption occurs before the expiry of the sales charge schedule. These charges do not apply to switches.

Sales charges are calculated as a percentage of the original purchase price of the Units redeemed. For the deferred sales charge option, the percentage of the sales charge varies from Fund to Fund, which, for these purposes, we have categorized as either Equity, Fixed Income or Money Market. The percentage declines each year that you hold your Units, as described below:

Withdrawal Made During the First Seven Years Following the Date of Deposit	Low Sales Charge as a Percentage (%) of Original Purchase Price	Deferred Sales Charge as a Percentage (%) of Original Purchase Price		
		Money Market Category	Fixed Income Category	Balanced, Equity and Portfolio Solutions Categories
Year 1	3.00	2.25	4.50	5.50
Year 2	2.75	2.00	4.00	4.50
Year 3	2.50	1.75	3.50	4.00
Year 4	nil	1.25	3.00	3.50
Year 5	nil	1.00	2.50	3.00
Year 6	nil	0.75	2.00	2.50
Year 7	nil	0.50	1.50	1.50
Year 8 and Subsequent Years	nil	nil	nil	nil

The current Fund categorizations are summarized below:

Money Market Category
RBC Canadian Money Market GIF
Fixed Income Category
RBC Canadian Short-Term Income GIF
RBC Bond GIF
RBC PH&N Total Return Bond GIF
RBC Global Bond GIF
RBC BlueBay Global Convertible Bond GIF (Canada)
RBC High Yield Bond GIF
Balanced Category
RBC Balanced GIF
RBC Vision Balanced GIF
RBC Conservative Growth & Income GIF
RBC Balanced Growth & Income GIF
RBC Global Growth & Income GIF
RBC PH&N Monthly Income GIF
RBC Global Balanced GIF
Portfolio Solutions Category
RBC Select Conservative GIP
RBC Select Balanced GIP
RBC Select Growth GIP
RBC Select Aggressive Growth GIP
Global Portfolio Solutions Category
RBC Global Conservative GIP
RBC Global Balanced GIP
RBC Global Growth GIP
RBC Global All-Equity GIP
Equity Category
RBC Canadian Dividend GIF
RBC Canadian Equity GIF
RBC Vision Canadian Equity GIF
RBC O'Shaughnessy All-Canadian Equity GIF
RBC PH&N Canadian Income GIF
RBC North American Value GIF
RBC North American Growth GIF
RBC U.S. Dividend GIF
RBC U.S. Equity GIF
RBC QUBE Low Volatility US Equity GIF
RBC O'Shaughnessy U.S. Value GIF
RBC O'Shaughnessy International Equity GIF
RBC Emerging Markets Dividend GIF
RBC Global Dividend Growth GIF
RBC Global Equity GIF
RBC QUBE Low Volatility Global Equity GIF

The categories of Funds are determined according to the Administrative Rules in effect at the time your Contract is established, and such Fund categorizations are subject to the right to closure of funds and the right to substitute underlying funds in Sections 7.1 and 7.9. Further Funds may be added under our Administrative Rules.

For the purposes of calculating these sales charges, low and deferred sales charges will be calculated on a first in, first out basis, and charges will be applied to your earliest Deposits first, regardless of the Fund from which the withdrawal is made. If you make a switch, the age of your Deposit will not be affected.

If low or deferred sales charge options are combined in the same contract, sales charges (if applicable) will be calculated on a first in, first out basis as described above.

These sales charges only apply to redemptions that exceed the annual sales charge-free amount calculated for the year described in Section 5.4.1.

There are no sales charges applicable to a top-up amount paid under your Contract as a result of a Deposit Guarantee. However, sales charges may apply to any withdrawals prior to when Annuity Payments commence.

9.3 INITIAL SALES CHARGE OPTION

The initial sales charge option has a sales charge that you pay at the time you make the Deposit to your Contract. Initial sales charges are calculated as a percentage of the gross Deposit amount (or "premium"). The initial sales charge negotiated between you and your advisor is between 0% and 5% (up to 2% in the case of the RBC Canadian Money Market GIF). If you select this sales charge option, there are no sales charges when you redeem Units.

9.4 ADVISOR CHARGEBACK SALES CHARGE

If you select this option, there are no sales charges at the time of the Deposit or when you redeem units from the Contract. When you make a Deposit, we pay a sales commission to your advisor. If you redeem units within two years from the purchase date, your advisor may have to return all or part of their sales commission.

9.5 F SALES CHARGE

If you select this option, there are no sales charges at the time of the Deposit or when you redeem Units from the Contract. Fees are negotiated between you and your advisor for advice and service (“Advisor Fee”). The Advisor Fee plus applicable taxes are paid by you and are in addition to the MER of each F sales charge option fund.

You are eligible to select the F sales charge option if you have a fee-based nominee account with your advisor or you have invested with an eligible distributor and you have agreed to pay them an Advisor Fee, plus applicable taxes.

9.5.1 Fees paid outside the Contract

Advisor Fees for F sales charge option funds in nominee fee-based accounts are negotiated between you and your advisor. Terms and conditions for fees in fee-based nominee accounts are outlined in the account agreement between you and your advisor.

If we are notified that you no longer have a fee based nominee account, we reserve the right to switch the F sales charge option Units to corresponding initial sales charge option Units of the same Fund (with a zero sales charge), in accordance with our Administrative Rules in place at the time. The switch will not impact your Maturity Guarantee or Death Benefit guarantee.

9.5.2 Fees paid within the Contract

If you have invested with an eligible distributor, you can negotiate the Advisor Fee with your advisor, to be paid from your Contract. The negotiated Advisor Fee must be no more than 1.25% (plus applicable taxes) annually. We are authorized to redeem Units monthly from your Contract to pay the agreed upon Advisor Fee plus applicable taxes, until you advise us otherwise in writing. Units of each F sales charge option fund held in your contract will be redeemed proportionately in order to pay your Advisor Fee. If you switch Funds, the agreed upon Advisor Fee will be transferred to the new Fund.

The redemption of Units to pay the Advisor Fee is not treated as a withdrawal and will not impact your Maturity Guarantee or Death Benefit Guarantee. In registered accounts it is a non-taxable event. In non-registered accounts the redemption of Units will result in capital gains or losses being attributed to the policy owner.

If we are notified that you no longer have a valid Advisor Fee agreement with your advisor, we reserve the right to switch the F sales charge option Units to corresponding initial sales charge option Units of the same Fund (with a zero sales charge), in accordance with our Administrative Rules in place at the time. The switch will not impact your Maturity Guarantee or Death Benefit Guarantee. See Section 6 for additional detail.

9.6 SHORT-TERM TRADING FEES

We may charge a short-term trading fee of 2% of the Unit Value of your Units redeemed if you redeem the Units within 90 days after acquiring them.

This fee does not apply to scheduled withdrawals from your RIF, LIF, LRIF, PRIF or RLIF Contract or scheduled switches between Funds; however, it may apply to unscheduled switches between Funds. The short-term trading fee is in addition to any sales charges, withdrawal fees or other fees that may apply.

10.1 GENERAL INFORMATION

Contracts are sold through brokers, independent advisors and proprietary advisors of RBC Life. The advisor will be compensated for the professional advice and services provided to you. The amount of compensation will depend upon the agreement between your advisor and his or her managing brokerage or with RBC Life, whichever is applicable. RBC Life reserves the right to change or cancel compensation arrangements at any time.

When you exercise your rescission rights, your advisor will not receive any compensation.

10.2 SALES COMMISSION

The sales commission paid will vary depending on the sales charge option and, in some cases, the amount of your purchase. If you invest in a Fund under the initial sales charge option, the amount of the initial sales charge you pay will equate to the commission paid. If you invest in a Fund under the F sales option, there are no sales commissions payable. If you invest in a Fund under an advisor chargeback sales charge option, we pay commissions ranging from 2% to 3.25% on the purchase.

10.3 TOP-UP DEPOSITS AND SWITCHES

If a top-up Deposit is made to your Contract as a result of a Deposit Guarantee, no sales commissions will be paid in respect of that Deposit.

A sales commission will not be paid for switches between Funds except as part of a DCA strategy.

10.4 SERVICE COMMISSION

If you choose the initial or advisor chargeback sales charge options, we may pay your advisor a regular service commission, depending on the sales charge option you choose. Currently, the service commission ranges from 0.2% to 1.0% per annum of the Unit Value of the Units attributed to your Contract.

If you choose the F sales charge option and have a nominee account with your advisor, we do not pay a regular service commission to your advisor. If you have chosen the F sales charge option with the Advisor Fee to be paid from your Contract, we will pay a service commission to your advisor (Advisor Fee) as directed by you.

11.1 GENERAL INFORMATION

This is a general summary of income tax considerations for Owners of Contracts who are Canadian resident individuals (other than trusts).

You are cautioned that the law may change at any time, whether by legislative, governmental or judicial action, in such a way as to adversely affect the tax status of this policy. You should consult your tax advisor about your individual circumstances at the time of the purchase and on an ongoing basis.

Each Fund is treated as a trust under the Tax Act. Based on the Units attributed to your Contract, income, capital gains and capital losses of the Funds are allocated to you each year, with the result that the Fund does not pay tax on such income. Changing the underlying investments held by a Fund may result in a gain (or loss) being realized and allocated to you.

Exercising your rescission rights may also result in tax impacts to you.

11.2 TAXATION OF NON-REGISTERED CONTRACTS

Each year, you will be allocated income (including dividends from Canadian corporations, interest and foreign income), net of expenses, and capital gains and capital losses of each Fund of which you hold Units in your Contract. Each Fund will allocate the income and realized capital gains and losses proportionally by Fund Units to all unitholders at the end of December of each year, and the income allocated is not proportionate to the length of time the Units are held in a Fund during a calendar year. For example, if you make a Deposit to your Contract on December 15, the income allocated to you will be based on the entire calendar year and will not be pro-rated to the number of days you invested in a particular Fund. There is no change in Unit Value on an allocation date, nor is there any change in the number of Units allocated to the Contract. Income

and capital gains of a Fund allocated to you will increase the adjusted cost base of your Units of the Fund. Capital losses of a Fund allocated to you will decrease the adjusted cost base of your Units of the Fund. This allocation is notional and you cannot request to have these allocations paid out to you.

If you withdraw from, or switch Units of, a Fund (including to pay for deferred or low load sales charges, F sales charge Advisor Fees or other fees and charges, or on the surrender of your Contract on its maturity or on the death of the Annuitant), you may realize a capital gain (or capital loss) to the extent the proceeds of disposition you receive exceed (or are exceeded by) the adjusted cost base of the Units being withdrawn or switched. One-half of any capital gain will be taxable, and one-half of any capital loss will be an allowable capital loss.

Acquisition fees, which include initial sales charges, low sales charges and deferred sales charges, are not included in the adjusted cost base of your Units of a Fund but can be deducted by you as a capital loss in the year that you dispose of your Units.

Segregated or underlying fund closures, mergers or substitutions are taxable events and may result in a capital gain or loss to you.

You will be taxed on any top-up amount we deposit into your Contract. We will report the top-up amount as a capital gain.

We will send you a tax slip at the end of each year for each Fund in which you hold Units that will show income of the Fund, taxable capital gains and allowable capital losses allocated to you (including detail on the types of income) and any taxable capital gains or allowable capital losses realized by you on withdrawals or switches in that year. You must report these amounts on your income tax return. Generally, if you hold your Contract in a self-directed registered plan (registered retirement savings plan or registered retirement income fund), Fund income allocated

to the plan (including any top-up) and capital gains realized by the plan on withdrawals or switches will not be taxable. Withdrawals from any such registered plan will be subject to tax.

11.3 TAXATION OF REGISTERED CONTRACTS

Your RSP, LRSP, LIRA or RLSP Contract may be registered as a retirement savings plan under the Tax Act. Your RIF, LIF, LRIF, PRIF or RLIF Contract may be registered as a retirement income fund under the Tax Act.

Deposits (other than a tax-sheltered transfer of assets from another registered plan as permitted under the Tax Act) made to an RSP, LRSP, LIRA or RLSP Contract, where cash Deposits are not prohibited under provincial legislation, will generally be deductible by the person who makes the Deposit up to the maximum amount permitted under the Tax Act.

If your Contract is registered, no tax is payable on any Fund income allocated to your Contract (including any top-up) or on capital gains realized on a switch of Units. You will pay tax on any amounts withdrawn from your Contract, and we will withhold and remit taxes from these withdrawals as required under the Tax Act. There are no tax consequences for the redemption of Units in your registered Contract for the purpose of paying the Advisor Fee in the F sales charge option funds.

There are no tax consequences on the conversion of an RSP, LRSP, LIRA or RLSP Contract to a RIF, LRIF, LIF, PRIF or RLIF Contract (including by an automatic amendment described in Section 2.3.1).

We will send you a tax slip in respect of any cash Deposits made to, and withdrawals from, your registered Contract.

11.4 TAXATION OF TAX-FREE SAVINGS ACCOUNT CONTRACTS

If your Contract is a TFSA, no tax is payable on any Fund income allocation to your Contract (including any top-ups at maturity) or on capital gains realized on a switch of Units.

No tax is payable on any amounts withdrawn from your Contract. Generally, if you contribute the maximum annual amount each year during which this tax vehicle has been in effect, amounts withdrawn in the current taxation year cannot be re-contributed until the following taxation year.

If you re-contribute amounts in the same year that you withdraw from a TFSA, you may be subject to substantive penalties imposed by the Canada Revenue Agency.



APPENDICES

How are Maturity Guarantee Amounts affected in Series 1 and Series 2 when a 10-year term rolls over?

In this example, an initial \$10,000 Deposit is made. \$10,000 is the Aggregate Unit Value (AUV), and the Premium Value (PV) of the Deposit when it is made. The PV never changes in this example because it is assumed that no withdrawals or further Deposits are made under the Contract. The initial Maturity Guarantee Amount (MGA) is \$7,500 (75% of the PV). At the end of the first 10-year term, the AUV of the Deposit has increased to \$12,000. Since the AUV of the Deposit exceeds its MGA, no top-up amount is paid. A second 10-year term is then created for the Deposit. The new MGA is \$9,000 (75% of the AUV, which is greater than 75% of the PV).

During the second 10-year term, market conditions are unfavourable and the AUV of the Deposit declines \$7,000. A \$2,000 top-up amount is paid in respect of the Deposit since its MGA (\$9,000) is greater than its AUV (\$7,000).

A third 10-year term is then created for the Deposit. The new MGA is \$7,500 (75% of the PV, which is greater than the 75% of the AUV.).

During the third 10-year term, the AUV of the Deposit increases to \$15,000. Since the AUV of the Deposit exceeds its MGA, no top-up amount is paid.

	Aggregate Unit Value (AUV) of Deposit	Top-up Amount	Premium Value (PV)	Maturity Guarantee Amount (MGA)	Death Benefit Guarantee
Beginning of 1st 10-Year Term	\$10,000	n/a	\$10,000	\$7,500	\$10,000
End of 1st 10-Year Term	\$12,000	none	n/a	n/a	n/a
Beginning of 2nd 10-Year Term	\$12,000	n/a	\$10,000	\$9,000	\$12,000
End of 2nd 10-Year Term	\$7,000	\$2,000	n/a	n/a	n/a
Beginning of 3rd 10-Year Term	\$9,000	n/a	\$10,000	\$7,500	\$10,000
End of 3rd 10-Year Term	\$15,000	none	n/a	n/a	n/a
Beginning of 4th 10-year Term	\$15,000	n/a	\$10,000	\$11,250	\$15,000

Note: the new term is always 10 years, except if the Deposit Maturity Date occurs in the Closing Decade, at which point the term may be less than 10 years. The table above is intended to illustrate how rolling over the 10-year term affects the Maturity Guarantee Amount under varying market conditions. It is not intended to be an illustration of growth of Premium Values.

How do resets affect the Maturity Guarantee Amounts in Series 2?

Resets can be used to increase the value of Deposit Guarantees for Series 2 Deposits. Resets bring all Policy Years for Series 2 Deposits together into one, and extend the Deposit Maturity Date to 10 years from the Reset Date.

If an investor had the following Maturity Guarantees in place before a reset on June 15, 2027:

Year of Series 2 Deposit	Deposit Maturity Date	Premium Value	Maturity Guarantee Amount	Aggregate Unit Value
Sept. 23, 2021	Sept. 23, 2031	\$13,333	\$10,000	\$15,500
Sept. 23, 2022	Sept. 23, 2032	\$13,333	\$10,000	\$13,900
Sept. 23, 2023	Sept. 23, 2033	\$13,333	\$10,000	\$13,000

The Maturity Guarantees would appear as follows after the reset on June 15, 2027:

Year of Deposit	Deposit Maturity Date	Maturity Guarantee Amount	Aggregate Unit Value
SERIES 2 DEPOSIT			
June 15, 2027	June 15, 2037	\$31,800	\$42,400

The table above is intended to illustrate how a reset affects the Maturity Guarantee Amount. It is not intended to be an illustration of the growth of Premium Values.

After the reset, there is one Policy Year for all Series 2 Deposits. The sum total of the Aggregate Unit Value for each Policy Year Deposit (in this example: $[\$15,500 + \$13,900 + \$13,000] = \$42,400$ multiplied by 75% = \$31,800) becomes the Maturity Guarantee Amount for 10 years from the Reset Date.

How are Death Benefit Guarantee Amounts affected when a 10-year term rolls over in Series 1 and Series 2?

In this example, an initial \$10,000 Deposit is made prior to age 80. The Aggregate Unit Value (AUV), and the Premium Value (PV) of the Deposit is \$10,000 when it is made. The PV never changes in this example because it is assumed that no withdrawals or further Deposits are made under the Contract. The Death Benefit Guarantee Amount (DBGA) is \$10,000 (100% of the PV).

In an Appreciating Market

At the end of the first 10-year term, the AUV of the Deposit has increased by 100% to \$20,000. Since the AUV of the Deposit exceeds the original PV, the new DBGA when the 10-year term rolls over is \$20,000.

Date	Aggregate Unit Value (AUV) of Deposit	Premium Value (PV)	Death Benefit Guarantee Amount (DBGA)
May 15, 2023	\$10,000	\$10,000	\$10,000
May 15, 2033	\$20,000	\$10,000	\$20,000

In a Declining Market

At the end of the first 10-year term, the AUV of the Deposit has decreased by 50% to \$5,000. Since the original PV exceeds the AUV of the Deposit, the new DBGA when the 10-year term rolls over is \$10,000.

Date	Aggregate Unit Value (AUV) of Deposit	Premium Value (PV)	Death Benefit Guarantee Amount (DBGA)
May 15, 2023	\$10,000	\$10,000	\$10,000
May 15, 2033	\$5,000	\$10,000	\$10,000

How do withdrawals reduce Guarantee Amounts over time (for all series)?

In an appreciating market, withdrawals do not reduce the Maturity Guarantee Amounts as quickly as they do in declining markets. The following table illustrates how a Maturity Guarantee Amount would change in both types of market conditions following a withdrawal:

Maturity Guarantee Amount	Aggregate Unit Value	Withdrawal Amount	Withdrawal as a % of the Aggregate Unit Value	Reduction in the Maturity Guarantee Amount	New Maturity Guarantee Amount
WITHDRAWAL IN A DECLINING MARKET					
\$50,000.00	\$40,000.00	\$1,500.00	3.75%	\$1,875.00	\$48,125.00
WITHDRAWAL IN AN APPRECIATING MARKET					
\$50,000.00	\$55,000.00	\$1,500.00	2.73%	\$1,363.64	\$48,636.36

The table above is intended to illustrate how withdrawals affect the Maturity Guarantee Amount under varying market conditions. It is not intended to be an illustration of the growth of Premium Values.

These risks apply to the segregated fund when the Fund invests directly in securities, or to the underlying fund when the segregated fund invests in an underlying fund.

1. CREDIT RISK

Credit risk is the possibility that a borrower, or the counterparty to a derivatives contract, repurchase agreement or reverse repurchase agreement, is unable or unwilling to repay the loan or obligation, either on time or at all. Companies, governments and special purpose vehicles (such as vehicles that issue asset-backed securities or mortgage-backed securities) that borrow money, and the debt securities they issue, are rated by specialized rating agencies. Debt securities issued by companies or governments in emerging markets often have higher credit risk (lower rated debt), while debt securities issued by well-established companies or by governments of developed countries tend to have lower credit risk (higher rated debt). A downgrade in an issuer's credit rating or other adverse news regarding an issuer can influence a debt security's market value. Other factors can also influence a debt security's market value such as the level of liquidity of the security, a change in the market perception of the creditworthiness of the security, the parties involved in structuring the security and the underlying assets, if any. Lower rated and unrated debt instruments generally offer a better return than higher grade debt instruments, but have the potential for substantial loss. Funds that invest in companies or markets with higher credit risk tend to be more volatile in the short term. However, they may offer the potential of higher returns over the long term.

2. CURRENCY RISK

Most underlying funds are valued in Canadian dollars. However, underlying funds that purchase foreign securities may be required to pay for such

securities using a foreign currency and receive a foreign currency when they sell them. Such funds may also purchase foreign currencies as investments. As a result, changes in the value of the Canadian dollar compared to foreign currencies will affect the value, in Canadian dollars, of any foreign securities or foreign currencies in a Fund. For example, if the Canadian dollar rises relative to the U.S. dollar, a Fund's U.S. holdings will be worth fewer Canadian dollars.

This decline may reduce, or even eliminate, any return the Fund has earned. Currency exposure may increase the volatility of foreign investments relative to Canadian investments. Some underlying funds may hedge (protect against) the risk of changes in foreign currency exchange rates of the underlying assets of the Fund.

3. DERIVATIVE RISK

A derivative is a type of investment whose value is derived from the performance of other investments or from the movement of interest rates, exchange rates or market indices. The underlying funds may use derivatives as permitted by the Canadian Securities Administrators (the CSA). Each underlying fund may use derivatives as long as their use is consistent with the individual underlying fund's investment objectives. An underlying fund cannot use derivatives for speculative trading to create a portfolio with excess leverage. If an underlying fund uses derivatives, securities regulations require that the underlying fund hold enough assets or cash to cover its commitments in the derivative contracts. This limits the amount of losses that could result from the use of derivatives. There are many different types of derivatives – they usually take the form of a contract to buy or sell a specific commodity, currency, stock or market index. The most common types of derivatives are:

- a futures or forward contract – this is an agreement made today to buy or sell a particular currency, security or market index on a specific day in the future at a specified price;
- an option contract – this is an agreement that gives the buyer the right, but not the obligation, to buy or sell certain securities within a certain time period, at a specified price; and
- a swap agreement – this is a negotiated contract between parties agreeing to exchange payments based on returns of different investments. The most common type is an interest rate swap. Party A agrees to pay Party B a fixed amount based on a pre-set interest rate. In return, Party B agrees to pay Party A a floating amount based on a reference rate such as bankers acceptances or the London Inter-Bank Offered Rate (LIBOR).

Derivatives can help an underlying fund achieve its investment objectives. Derivatives may be used in three different ways:

- to protect against or limit the changes in the value of an investment that may result from changes in interest rates, foreign exchange rates, commodity prices and stock prices; or
- as a substitute to investing directly in a particular security or market. An underlying fund may use derivatives instead of buying the actual security because it may be cheaper or more efficient; or
- as a substitute for investing directly in a foreign currency as part of the overall investment strategy of a mutual fund that invests in foreign securities. A portfolio manager may take the view that a currency will underperform or overperform another currency over a period of time and use currency forwards to take on currency exposure on a short- or long-term basis.

Derivatives have their own special risks. Here are some of the common ones:

- using derivatives for hedging may not always work and it could limit an underlying fund's potential to make a gain;
- using derivatives for non-hedging does not protect a mutual fund from a decline in the value of the underlying security, currency or market for which the derivative is a substitute;
- the price of a derivative may not accurately reflect the value of the underlying currency or security;
- there is no guarantee that an underlying fund can close out a derivative contract when it wants to. If, for example, a stock exchange imposes trading limits, it could affect the ability of an underlying fund to close out its position in derivatives. This type of event could prevent an underlying fund from making a profit or limiting its losses;
- derivatives traded on foreign markets may be harder to trade and have higher credit risks than derivatives traded in North America; and
- the other party to a derivative contract may not be able to live up to its agreement to complete the transaction.

4. ESG INTEGRATION RISK

A fund or an underlying fund may integrate material ESG factors as a component of its investment process from time to time as described under Investment considerations – Responsible investment. These considerations will vary by investment teams as each team has developed its own methods to integrate material ESG factors into their investment analysis and decision making, where applicable. ESG considerations may affect the exposure of a fund or an underlying fund to certain issuers or industries and a fund or an underlying fund may forgo certain investment opportunities. There is no assurance that the integration of material ESG factors will positively contribute to the long-term performance of a fund or an underlying fund.

RBC GAM's or a sub-advisor's determination of the ESG criteria to apply, and the assessment of the ESG characteristics of an issuer or industry, may differ from the criteria or assessment applied by other investors. As a result, the funds or underlying funds may invest in issuers that do not reflect what may be considered

to be positive ESG characteristics or ESG values of any particular investor. Moreover, the methodology used to integrate material ESG factors may not eliminate the possibility of a fund or an underlying fund having exposure to issuers that exhibit negative ESG characteristics, and may change over time. Funds or underlying funds may use third-party research as well as proprietary research to evaluate the ESG characteristics, risks and opportunities regarding an issuer. Such research information and data may be incomplete, inaccurate or unavailable, resulting in incorrect assessments of the ESG practices of an issuer. Legislative and regulatory changes, market developments and/or changes in data availability and reliability could also materially affect the quality and comparability of such research information and data.

For funds or underlying funds that seek to implement a specific ESG, impact or sustainability investment strategy, see ESG investment strategy risk below.

5. ESG INVESTMENT STRATEGY RISK

A fund's use of an ESG investment strategy may limit the number and types of investment opportunities available and, as a result, the fund may underperform the market as a whole or underperform other funds, including those with an ESG focus. A fund that seeks to implement a specific ESG investment strategy may forgo opportunities to buy certain securities when it might otherwise be economically advantageous to do so, or may sell securities when it might otherwise be economically disadvantageous to do so. ESG criteria are subject to uncertainty, discretion and subjective application. The determination of the ESG criteria to apply, and the assessment of the ESG characteristics of an issuer or industry, may differ from the criteria or assessment applied by other investors. As a result, funds may invest in issuers that do not reflect what may be considered to be positive ESG factors. There is no assurance that a fund's use of an ESG investment strategy will positively contribute to a fund's long-term performance.

A fund that applies an ESG exclusionary screening strategy may negatively impact its performance characteristics

or ESG values of any particular investor. There is no assurance that a fund's use of an ESG investment strategy will positively contribute to a fund's long-term performance.

A fund that applies an ESG exclusionary screening strategy may negatively impact its performance for a variety of reasons, including but not limited to, the lack of exposure to a specific sector, undue weight placed on an ESG characteristic, errors or omissions in the data used in the screening process, and technical issues in the implementation of the screening process. A fund may from time to time depart from its ESG exclusion lists when it is determined to be in the best interests of the fund to do so, such as when RBC GAM has identified inaccuracies in the data, or incomplete data due to more recent developments or events, used to produce the exclusion lists. A fund may also hold securities of issuers that are added to its ESG exclusion lists following the fund's investment in such securities until such time the fund can appropriately divest of such securities.

Funds may use third-party research as well as proprietary research to evaluate the ESG characteristics, risks and opportunities regarding an issuer. Such research information and data may be incomplete, inaccurate or unavailable, resulting in incorrect assessments of the ESG practices of an issuer. Legislative and regulatory changes, market developments and/or changes in data availability and reliability could also materially affect the quality and comparability of such research information and data.

For funds that may invest in, or exclude investments in, a particular sector of the economy as part of their ESG investment strategy, see Specialization risk.

6. FOREIGN INVESTMENT RISK

The underlying funds may invest in companies that operate, or are listed on stock exchanges, in countries other than Canada. Investments in these companies may be affected by global economic and political factors, as well as the economic and political factors of the particular country or geographic region in

which the issuer operates. Many countries have less stringent accounting, auditing and reporting standards than we do in Canada. Some foreign stock markets have less trading volume, which may make it more difficult to sell an investment or make prices more volatile. Certain countries may also have foreign investment or exchange laws that make it difficult to sell an investment or may impose withholding or other taxes that could reduce the return on the investment. Different financial, political and social factors could hurt the value of foreign investments, and companies operating in foreign markets may have limited product lines, markets or resources available to them. As a result, mutual funds that specialize by investing in securities of companies that are listed on stock exchanges in countries other than Canada, or in companies that operate in countries other than Canada, may experience larger and more frequent price changes in the short term. The risks of foreign investments are generally higher in emerging markets.

7. INTEREST RATE RISK

If an underlying fund invests primarily in bonds and other fixed-income securities, the biggest influence on the Fund's value will be changes in the general level of interest rates.

If interest rates fall, the value of the Fund's Units will tend to rise. If interest rates rise, the value of the Fund's Units will tend to fall. Short-term interest rates can have a different influence on a Fund's value than long-term interest rates. If a Fund invests primarily in bonds and other fixed-income securities with longer-term maturities, the biggest influence on the Fund's value will be changes in the general level of long-term interest rates.

If a Fund invests primarily in bonds and other fixed-income securities with shorter-term maturities, the biggest influence on the Fund's value will be changes in the general level of shorter-term interest rates. Investors seeking current income should be aware that the level of interest income from a money market fund will fluctuate as short-term interest rates vary.

8. ISSUER-SPECIFIC RISK

The market value of an individual issuer's securities can be more volatile than the market as a whole. As a result, if a single issuer's securities represent a significant portion of the market value of a Fund's assets, changes in the market value of that issuer's securities may cause greater fluctuations in the underlying fund's Unit Value than would normally be the case. Generally, underlying funds are not permitted to invest more than 10% of their assets in any one issuer. This restriction does not apply to investments in debt securities issued or guaranteed by the Canadian or U.S. government, securities issued by a clearing corporation, securities issued by underlying funds that are subject to the requirements of National Instrument 81-102 –

Mutual Funds and National Instrument 81-101 – Mutual Fund Prospectus Disclosure, or index participation units issued by a mutual fund.

A less-diversified underlying fund may also suffer from reduced liquidity if a significant portion of its assets are invested in any one issuer. In particular, the underlying fund may not be able to easily liquidate its position in the issuer as required to fund redemption requests.

9. LIQUIDITY RISK

Liquidity refers to the speed and ease with which an asset can be sold and converted into cash. Most securities owned by an underlying fund can be sold easily and at a fair price. Under certain circumstances, such as in periods of sudden interest rate changes and/or market disruptions, an issuer default or a foreign jurisdiction holiday, certain securities may become less liquid, which means they cannot be sold as quickly or easily. Some securities may be illiquid because of legal restrictions, the nature of the investment, certain features, like guarantees or a lack of buyers interested in the particular security or market. The absence of liquidity may result in securities sold at a loss or reduced return for a fund.

10. MARKET RISK

Market risk is the risk of being invested in equity and fixed-income markets. The market value of a Fund's investments will rise and fall based on specific company developments and broader equity or fixed-income market conditions. Market value will also vary with changes in the general economic and financial conditions in countries where the investments are based. Some Funds will experience greater short-term fluctuations than others (whether as a result of political, social, environmental or health crises or otherwise).

11. MULTIPLE SERIES RISK

Some of the underlying funds are available in more than one series of Units. Each series has its own fees and expenses, which are tracked separately.

Those expenses will be deducted in calculating the Unit Value for that series, thereby reducing its Unit Value. If one series is unable to pay its expenses or liabilities, the assets of the other series will be used to pay those expenses or liabilities. As a result, the Unit price of the other series may also be reduced.

12. QUANTITATIVE INVESTMENT STRATEGY RISK

The RBC QUBE Low Volatility U.S. Equity Fund and RBC QUBE Low Volatility Global Equity Fund (collectively, the RBC QUBE Funds) are managed using a quantitative investment process, which is an investment style in which mathematical or statistical models are used as inputs for investment decisions. Quantitative investment strategies use complex statistical models in an effort to control portfolio-level risk and to select individual stocks. Rigorous risk control and a disciplined approach to stock selection are defining characteristics of quantitative investment strategies. Although these are generally considered positive characteristics, they also introduce unique risks. The mathematical and statistical models that guide risk control and disciplined stock selection are reliant on historical data. When markets behave in

an unpredictable manner, quantitative models can generate unanticipated results that may impact the performance of a Fund.

13. SECURITIES LENDING, REPURCHASE AND REVERSE REPURCHASE TRANSACTION RISKS

Certain of the underlying funds may enter into securities lending arrangements and repurchase and reverse repurchase transactions in accordance with the rules of the CSA. Securities lending, repurchase and reverse repurchase transactions may be entered into to generate additional income or as a short-term cash management tool to enhance the net asset value of the underlying funds. In a securities lending transaction, an underlying fund lends its securities to a borrower in exchange for a fee. A repurchase agreement takes place when an underlying fund sells a security at one price and agrees to buy it back later from the same party at a higher price. The difference between the higher price and the original price is like the interest payment on a loan. A reverse repurchase agreement is the opposite of a repurchase agreement and occurs when the underlying fund buys a security at one price and agrees to sell it back to the same party at a higher price. The other party to a securities lending transaction, repurchase agreement or reverse repurchase agreement delivers collateral to the underlying fund in order to secure the transaction. Securities lending, repurchase and reverse repurchase transactions come with certain risks. If the other party to the transaction cannot complete the transaction, the underlying fund may be left holding the collateral delivered by the other party to secure the transaction. In a securities lending or repurchase transaction, the underlying fund could lose money if the value of collateral held and cash received does not increase as much as the securities loaned or agreed to be repurchased. In a reverse repurchase transaction, the underlying fund could lose money if the value of

the securities purchased drops relative to the cash and collateral delivered. To minimize these risks, the other party must provide collateral that is worth at least 102% of the value of the underlying fund's securities or cash and of the type permitted by the CSA. The value of the transactions and the collateral are monitored daily and the collateral adjusted appropriately by the custodian of the underlying funds.

14. SMALL-CAP RISK

Securities of small-cap companies tend to be traded less frequently and in smaller volumes than those of large-cap companies. As a result, the prices of shares of small-cap companies tend to be less stable than those of large-cap companies. Their value may rise and fall more sharply than other securities, and they may be more difficult to buy and sell.

15. SPECIALIZATION RISK

Some funds specialize by investing in a particular sector of the economy or part of the world or by using a specific investment style or approach, like growth, value or socially responsible investing. Specialization allows a fund to focus on a specific investment approach, which can boost returns if the particular sector, country or investment style is in favour. However, if the particular sector, country or investment style is out of favour, the value of the mutual fund may underperform relative to less specialized investments. Mutual funds that specialize tend to be less diversified, but may add diversification benefits to portfolios that do not otherwise have exposure to this specialization.

16. TRUST INVESTMENTS RISK

A Fund that invests in trusts faces the risk that, as a holder of units of a trust, the Fund may be held liable and subject to levy or execution for satisfaction of all obligations and claims of the trust. This risk may arise with income trusts, which include real estate investment trusts and other forms of business trusts.

The risk is considered remote. Alberta, Ontario, Saskatchewan, British Columbia and Manitoba have legislation to eliminate this risk in respect of holders of units of trusts that are reporting issuers organized under the laws of such provinces. To the extent that the underlying funds are subject to such claims and such claims are not satisfied by the underlying fund, there is a risk that a unitholder of the underlying fund could be held personally liable for the obligations of the trust. The possibility of a unitholder incurring personal liability of this nature is considered extremely remote.

17. LARGE INVESTOR RISK

The securities of a Fund, including an underlying fund, may be held in significant percentages by an investor, including another mutual fund. In order to meet purchase and redemption requests by the investor, the Fund may have to alter its holdings significantly and purchase or sell investments at unfavourable prices. This can reduce the returns of the Fund. The Fund descriptions disclose if any investor held a significant percentage (more than 10%) of the Units of a Fund as at a date that is within 30 days of the date of this simplified prospectus.

If a fund experiences a "loss restriction event" (i) the fund will be deemed to have a year-end for tax purposes, and (ii) the fund will become subject to the loss restriction rules generally applicable to corporations that experience an acquisition of control, including a deemed realization of any unrealized capital losses and restrictions on their ability to carry forward losses. Generally, a fund will be subject to a loss restriction event when a person becomes a "majority-interest beneficiary" of the fund, or a group of persons becomes a "majority-interest group of beneficiaries" of the fund, as those terms are defined in the affiliated persons rules contained in the Income Tax Act (Canada), with appropriate modifications. Generally, a majority-interest beneficiary of a fund will be a beneficiary who, together with the beneficial interests of persons and partnerships with whom the beneficiary is

affiliated, owns interest with a fair market value that is greater than 50% of the fair market value of all the interests in the income or capital, respectively, in the fund. The Income Tax Act (Canada) will generally provide relief from the potential application of the loss restriction event rules to a fund that is an “investment fund” as defined therein.

18. CYBER SECURITY RISK

As the use of technology has become more prevalent in the course of business, mutual funds like the Funds have become potentially more susceptible to operational risks through breaches in cyber security. A breach in cyber security refers to both intentional and unintentional events that may cause a Fund to lose proprietary information or other information subject to privacy laws, suffer data corruption, or lose operational capacity. This in turn could cause a Fund to incur regulatory penalties, reputational damage, additional compliance costs associated with corrective measures, and/or financial loss. Cyber security breaches may involve unauthorized access to a Fund’s digital information systems (e.g., through “hacking” or malicious software coding), but may also result from outside attacks such as denial-of-service attacks (i.e., efforts to make network services unavailable to intended users). In addition, cyber security breaches of a Fund’s third-party service providers (e.g., administrators, transfer agents, custodians and sub-advisors) or of issuers that a Fund invests in can also subject a Fund to many of the same risks associated with direct cyber security breaches. Like with operational risk in general, the Funds have established risk management systems designed to reduce the risks associated with cyber security. However, there is no guarantee that such efforts will succeed, especially since the Funds do not directly control the cyber security systems of issuers or third-party service providers.

These investment considerations apply to the segregated fund when the fund invests directly in securities, or to an underlying fund when the segregated fund invests in an underlying fund.

INVESTMENT CONSIDERATIONS

Responsible investment

Responsible investment includes ESG integration, which RBC GAM defines as the systematic inclusion of material ESG factors into investment analysis and investment decisions. Each investment team that integrates material ESG factors has developed its own methods to integrate material ESG factors into its respective investment analysis and decision making, for applicable types of investments. For funds that incorporate material ESG factors as part of their investment process to consider issuers' oversight and management of these material ESG factors, see the fund descriptions in Appendix D.

The investment teams of these funds integrate material ESG factors when they believe that doing so may enhance the risk-adjusted long-term performance of their investments.

ESG factors considered material to each applicable fund that integrates ESG varies depending on the specific issuer and the industries and geographies in which it operates. For example, the ESG factors material to a beverage manufacturer likely differ from those material to a telecommunications company. The ESG factors deemed material to a fund are at the discretion of the investment team managing the applicable fund and may be informed by sources including, but not limited to: thirdparty materiality maps, internal research and resources, industry experts, and sell side and external research. As a result, there can be a significant number of ESG factors considered in the management of each applicable fund. ESG factors considered may include, but are not limited to, the following:

- Corporate governance relates to how an issuer governs itself. This may include considering how the board is structured and whether there is sufficient independence, or if the company has any history or current controversies around bribery and/or corruption. It may also consider board compensation among other corporate governance considerations.
- Employee health and safety relates to how an issuer interacts with its employees and considers their health and safety within its business operations. This may include considering how a company is ensuring that working conditions preserve employee wellbeing, which may be by confirming whether the company has created policies and practices that minimize on_the_job incidents, amongst other health and safety considerations.
- Human rights relates to how an issuer interacts with employees, customers, the communities it conducts its business in, and throughout its supply chain to ensure that the company is abiding by international and national human rights laws and agreements. This may include: whether the company has a human rights statement or policy; potential exposure to human rights risks and human rights impact analysis; governance oversight of material human rights related risks; and/or recognition of specific international laws, treaties or standards. It may also include determining whether aspects of the company's business model may have heightened human rights risks and how those risks are being managed and mitigated, amongst other human rights considerations.
- Environmental management relates to how an issuer interacts with the environment. This may include considering how the physical risks of climate change may impact a company's operations and whether those risks are being adequately managed and addressed. It may also consider how a company's

operations may be impacting the air and/or water pollution within the community that the company operates in, and what the company may be doing to reduce these impacts moving forward, amongst other environmental considerations.

These funds may from time to time invest in derivatives, cash, money market instruments, asset-backed securities and commercial paper, and other similar instruments where ESG integration may not be applicable due to the nature of such instruments. There may be other limitations on an investment team's ability to integrate ESG factors, such as incomplete, inaccurate or unavailable research information and data. For more information see ESG integration risk.

We believe that the proper disclosure and consideration of material ESG risks and opportunities by the issuers in which the applicable funds are invested may enhance the risk-adjusted long-term performance of those investments. For more information, please see *Our Approach to Responsible Investment*, available on the RBC GAM website at www.rbcgam.com/ri, which sets out RBC GAM's overall approach to responsible investment, including how RBC GAM integrates material ESG factors throughout its investment process across asset classes and how RBC GAM works as an active and engaged investor, for applicable types of investments.

RBC Vision Funds

The RBC Vision Funds incorporate ESG factors as part of their fundamental investment objectives. To do so, the RBC Vision Funds apply an ESG exclusionary screening strategy based on a defined set of ESG-related criteria, generally stemming from a certain principle or set of values. RBC GAM has partnered with a third-party provider of ESG research, Sustainalytics, to provide independent and objective research on ESG exclusion criteria for the RBC Vision Funds. An RBC Vision Fund may from time to time depart from its exclusion list(s) when RBC GAM has determined that it would be in the best interest of the fund to do so, such as when

RBC GAM has identified inaccuracies in the data, or incomplete data due to more recent developments or events, used to produce the exclusion lists.

RBC Vision Balanced Fund, and RBC Vision Canadian Equity Fund

RBC GAM and Sustainalytics work together to implement ESG exclusion criteria for these RBC Vision Funds and to assess issuers' exposure to, and management of, ESG risks. With the exception of government and quasi-government bonds, Sustainalytics bases the ESG exclusion criteria on one or more of three categories, as applicable: Product Involvement, ESG Controversies, and Relative Scoring. The ESG exclusion criteria for applicable government and quasi-government bonds are mapped to Country Risk Rating, as described below. Each of these RBC Vision Funds will apply an exclusion list based on the ESG exclusion criteria. RBC GAM then applies its multi-disciplined investment process to select securities for the fund, which includes ESG integration as described above.

Product Involvement

The Product Involvement criteria excludes securities of issuers that are engaged primarily in the production and distribution of alcohol, gambling, weapons, adult entertainment, cannabis or tobacco products. Involvement is based on revenues derived from these activities, based on data collected by Sustainalytics. Issuers or their majority-owned subsidiaries involved in the following product categories are excluded from the investment universe for these RBC Vision Funds:

- **Alcohol:** issuers or their majority-owned subsidiaries deriving 5% or more of its revenues from the production of alcoholic beverages, or deriving 10% or more of its revenues from activities related to the production of alcoholic beverages, or the sale of alcoholic beverages.
- **Gambling:** issuers or their majority-owned subsidiaries deriving 5% or more of its revenues from the gambling or lottery industries, or deriving

10% or more of its revenues from the production of goods and services related to the gambling or lottery industries.

- **Weapons:** issuers or their majority-owned subsidiaries deriving 5% or more of its revenues from the manufacturing of military weapons, small arms, weapons-delivery systems and/or integral, tailor-made components of weapons, or deriving 10% or more of its revenues from tailor-made products and/or services that support military weapons, components of weapons, support services for weapons, or the retail sales of small arms.
- **Adult entertainment:** issuers or their majority-owned subsidiaries deriving 5% or more of its revenues from the production of adult entertainment and/or ownership/operation of adult entertainment establishments, or deriving 10% or more of its revenues from distribution of adult entertainment materials.
- **Cannabis:** issuers or their majority-owned subsidiaries deriving 5% or more of its revenues from the manufacturing of cannabis products, or deriving 10% or more of its revenues from the production of cannabis-related products or the sale of cannabis products.
- **Tobacco products:** issuers or their majority-owned subsidiaries deriving 5% or more of its revenues from the manufacturing of tobacco products, or deriving 10% or more of its revenues from the production of tobacco-related products or sale of tobacco products.

For more information, please see the RBC Funds Simplified Prospectus, available on the RBC GAM website at www.rbcgam.com/en/ca/products/financial-reports-prospectuses.

RBC QUBE Funds® that integrate ESG factors

The investment team currently leverages Environmental (E), Social (S), and Governance (G) scores from third-party provider MSCI ESG Research

LLC (MSCI ESG) to identify issuers with poor ESG practices. At any time, the investment team may leverage ESG data from another third-party provider or supplemental research provider.

The E, S, and G scores, which are monitored on an ongoing basis, are incorporated into the investment team's systematic multi-factor investment approach. As part of its ongoing review and analysis, the investment team has the discretion to restrict or reduce exposure to companies with poor E, S, and G scores as well as adjust portfolio weights based on E, S, and/or G scores. These adjustments will generally be limited to rebalance dates. The investment team retains discretion to override or adjust these model inputs, including ESG factors. The investment team may exercise the foregoing discretion from time to time when it has determined that doing so may enhance the risk-adjusted long-term performance of the applicable RBC QUBE Fund.

MSCI ESG assesses issuers' ESG risks and opportunities through its MSCI ESG Rating Methodology. MSCI ESG assesses issuers across the material key ESG issues it has identified for that issuer. Assessments across these key issues use both a quantitative and qualitative approach and MSCI ESG's views may be subjective. MSCI ESG leverages sources including company filings, specialized datasets, and media sources in its assessments, and employs a global team of research analysts.

For more information on the MSCI ESG Rating Methodology, please visit <https://www.msci.com/our-solutions/esg-investing/esg-ratings>.

Funds sub-advised by third parties

Certain funds managed by third-party sub-advisors integrate material ESG factors as part of their investment selection process. These third-party sub-advisors have established their own ESG methodology. For more information, see the applicable fund descriptions starting on Appendix D.

HOW TO READ ADDITIONAL FUND INFORMATION

1. Investment category

This is where the category of the Fund is shown.

2. Investment objective of the Fund

This states the aim of the Fund. For example, long-term growth means the underlying fund manager will select investments that should appreciate in value over the long term. The Fund may invest directly in securities or indirectly through the purchase of Units of a specific underlying fund. We retain the right to substitute a similar underlying fund. Such substitutions would not trigger Fundamental Change rights.

3. Current underlying fund

This identifies the underlying fund in which the Fund currently invests its assets. Upon your written request, we will also send to you copies of the simplified prospectus, fund facts, annual information form, financial highlights and audited financial statements of the underlying fund.

4. Investment risks

This identifies the principal investment risks associated with investing in the Fund. A more detailed explanation of each risk is provided in the Information Folder. If the Fund invests directly in

securities, the disclosure will pertain to the risks applicable to the Fund, and to the extent that the Fund invests in underlying funds, the disclosure will relate to the risks of the underlying funds.

5. Index

The index represents a broad-based market view and is not intended to be seen as a benchmark of the Fund. It should be used as a reference to compare the performance of the Fund against the performance of a broad asset class. The Fund's objective may differ from the style of its index.

6. Investment objective of the underlying fund

This states the aim of the underlying fund in which the Fund currently invests its assets. If you hold Units of a Fund and a change to the investment objective of its underlying fund is approved by the unitholders of that underlying fund, we will give you notice of such change and approval.

7. Investment strategies of the underlying fund

This provides a brief summary of the strategies and techniques used to achieve the investment objective of the underlying fund in which the Fund currently invests its assets.

INVESTMENT CATEGORY

Money Market

INVESTMENT OBJECTIVE OF THE FUND

To provide current income and liquidity consistent with short-term money market rates and to preserve the value of your investment. The Fund may achieve its investment objective by investing either directly in securities of issuers or indirectly through one or more underlying funds. The Fund invests primarily in high-quality, short-term (one year or less) debt securities, including treasury bills and promissory notes issued or guaranteed by Canadian governments or their agencies, bankers acceptances, asset-backed commercial paper and commercial paper issued by Canadian chartered banks, loan companies, trust companies and corporations.

CURRENT UNDERLYING FUND

RBC Canadian Money Market Fund

INVESTMENT RISKS

- interest rate risk;
- multiple series risk;
- market risk;
- credit risk, to the extent the fund invests in corporate money market securities;
- securities lending, repurchase and reverse repurchase transaction risks;
- large investor risk (As at May 31, 2023, RBC Target 2025 Education Fund and RBC Global Bond Fund held approximately 17.9% and 11.9%, respectively, of the outstanding units of the fund.); and
- cyber security risk.

INVESTMENT OBJECTIVE OF THE UNDERLYING FUND

- To provide current income and liquidity consistent with short-term money market rates.
- To preserve the value of your investment.

The fund invests primarily in high-quality, short-term (one year or less) debt securities, including treasury bills and promissory notes issued or guaranteed by Canadian governments or their agencies, bankers acceptances, asset-backed commercial paper and commercial paper issued by Canadian chartered banks, loan companies, trust companies and corporations.

INVESTMENT STRATEGIES OF THE UNDERLYING FUND

To achieve the underlying fund's objectives, the portfolio manager:

- strives to maintain a constant \$10 Unit Value;
- invests in short-term debt securities, maintaining an average term of 90 days or less;
- selects maturities based on both economic fundamentals and capital market developments;
- for the portion invested in corporate money market securities, invests only in securities rated R-1 or higher by the Dominion Bond Rating Service (DBRS) Ltd. or the equivalent rating as defined by other recognized rating agencies;
- may invest no more than 5% of the fund's assets in foreign currency denominated securities; and
- may enter into securities lending, repurchase and reverse repurchase transactions to generate additional income and/or as a short-term cash management tool.

INVESTMENT CATEGORY

Fixed Income

INVESTMENT OBJECTIVE OF THE FUND

To provide a competitive level of monthly income by investing in short-term fixed-income assets. The Fund may achieve its investment objective by investing either directly in securities of issuers or indirectly through one or more underlying funds. The Fund currently invests substantially all of its assets in the underlying fund identified below but may invest in a substantially similar underlying fund or directly in securities in the future.

CURRENT UNDERLYING FUND

RBC Canadian Short-Term Income Fund

INVESTMENT RISKS

- interest rate risk;
- liquidity risk;
- market risk;
- credit risk;
- derivative risk;
- multiple series risk;
- securities lending, repurchase and reverse repurchase transaction risks;
- large investor risk (As at May 31, 2023, RBC Select Conservative Portfolio and RBC Select Very Conservative Portfolio held approximately 44.0% and 14.9%, respectively, of the outstanding units of the fund.); and
- cyber security risk.

INDEX

100% FTSE Canada Short Term Overall Bond Index

INVESTMENT OBJECTIVE OF THE UNDERLYING FUND

To provide a competitive level of monthly income by investing in short-term fixed-income assets. The underlying fund invests primarily in short-term, high quality fixed-income securities issued or guaranteed by Canadian federal, provincial or municipal governments and corporations, asset-backed securities and corporate bonds. It may also invest in high-quality first mortgages on Canadian residential property insured by the Canada

Mortgage and Housing Corporation (CMHC) under the National Housing Act or guaranteed by Royal Bank or certain of its affiliates.

INVESTMENT STRATEGIES OF THE UNDERLYING FUND

To achieve the underlying fund's objectives, the portfolio manager:

- selects maturities based on both economic fundamentals and capital market developments;
- invests the portion of the underlying fund allocated to corporate bonds in securities with an average rating of A or higher by the Dominion Bond Rating Service (DBRS) Ltd. or the equivalent rating as defined by other recognized rating agencies;
- may invest no more than 10% of the fund's assets in non-investment grade corporate debt securities (high yield) rated below BBB (-) by DBRS Ltd. or the equivalent rating as defined by other recognized rating agencies;
- may invest no more than 10% of the underlying fund's assets in foreign securities;
- incorporates material ESG factors as part of the investment process to consider issuers' oversight and management of these material ESG factors. See Appendix C, Investment considerations – *Responsible investment*;
- may use derivatives for hedging purposes to protect against losses or reduce volatility resulting from changes in interest rates or foreign exchange rates;
- may also use derivatives such as options, futures, forward contracts and swaps as a substitute for direct investment;
- may use derivatives in accordance with relief obtained from applicable securities legislation; and
- may enter into securities lending, repurchase and reverse repurchase transactions to generate additional income and/or as a short-term cash management tool.

If the underlying fund buys a mortgage, it will be CMHC-insured, fully guaranteed by CMHC on behalf of the Government of Canada or guaranteed by Royal Bank or certain of its affiliates. That means the underlying fund does not assume the risk of default on the mortgages it invests in.

INVESTMENT CATEGORY

Fixed Income

INVESTMENT OBJECTIVE OF THE FUND

To provide above-average, long-term total returns consisting of interest income and moderate capital growth. The Fund may achieve its investment objective by investing either directly in securities of issuers or indirectly through one or more underlying funds. The Fund currently invests substantially all of its assets in the underlying fund identified below but may invest in a substantially similar underlying fund or directly in securities in the future.

CURRENT UNDERLYING FUND

RBC Bond Fund

INVESTMENT RISKS

- interest rate risk;
- credit risk;
- market risk;
- liquidity risk;
- currency risk;
- foreign investment risk;
- derivative risk;
- multiple series risk;
- securities lending, repurchase and reverse repurchase transaction risks;
- large investor risk (As at May 31, 2023, RBC Select Balanced Portfolio and RBC Select Conservative Portfolio held approximately 35.2% and 23.6%, respectively, of the outstanding units of the fund.); and
- cyber security risk.

INDEX

FTSE Canada Universe Bond Index

INVESTMENT OBJECTIVE OF THE UNDERLYING FUND

To provide above-average, long-term total returns consisting of interest income and moderate capital growth. It invests primarily in high-quality fixed-income securities issued by Canadian governments and corporations. It may also invest in similar securities outside Canada.

INVESTMENT STRATEGIES OF THE UNDERLYING FUND

To achieve the underlying fund's objectives, the portfolio manager:

- uses a disciplined approach to assess opportunities within three risk categories:
 - overall direction of interest rates in Canada, the United States and other major economies;
 - expected changes in interest rate spreads between different segments of the bond market (for instance, between corporate bonds and government bonds or among different corporate bonds); and
 - anticipated change in interest rate spread associated with a change in individual credit ratings or quality perception;
- may implement a longer average term than that of other RBC fixed-income funds;
- selects securities based on fundamental economic analysis, examining economic growth, inflation and the fiscal and monetary policy in Canada, the United States and other countries;

- may invest up to 10% of the underlying fund's assets in securities of one issuer (other than Canadian federal and provincial government and U.S. federal government securities) or may invest up to 35% of the underlying fund's assets in securities issued or guaranteed by one or more national governments, their agencies or certain international organizations such as the World Bank. In the latter case, the portfolio manager may (i) invest up to 35% of the underlying fund's assets in securities rated AAA by Standard & Poor's, a division of the McGraw-Hill Companies, Inc. (Standard & Poor's), or another similar rating agency, or (ii) invest up to 35% of the underlying fund's assets in a mix of securities rated AAA and AA by Standard & Poor's or another similar rating agency, but only up to 20% of the underlying fund's assets in securities rated AA;
- may invest up to 30% of the portfolio in:
 - global, non-investment grade corporate debt securities (high yield) rated below BBB(-) by Standard & Poor's or another similar rating agency; and
 - high-yield emerging market sovereign and corporate bonds;
- may invest up to 10% of the underlying fund's assets in units of other underlying mutual funds managed by RBC GAM or an affiliate that are consistent with the investment objectives of the fund. Investments in money market funds managed by RBC GAM or an affiliate are not subject to the 10% limit as permitted under NI 81-102;
- may invest no more than 35% of the underlying fund's assets in foreign securities;
- incorporates material ESG factors as part of the investment process to consider issuers' oversight and management of these material ESG factors. See Appendix C, Investment considerations - *Responsible investment*;
- may use derivatives for hedging purposes to protect against losses or reduce volatility resulting from changes in interest rates, market indices or foreign exchange rates and to reduce the underlying fund's exposure to changes in the value of foreign currencies relative to the Canadian dollar. The portfolio manager will determine the level of currency exposure based on its current view of currency markets. The fund's foreign currency exposure is typically fully hedged;
- may also use derivatives such as options, futures, forward contracts and swaps as a substitute for direct investment;
- may use derivatives in accordance with relief obtained from applicable securities legislation;
- may enter into securities lending, repurchase and reverse repurchase transactions to generate additional income and/or as a short-term cash management tool; and
- may invest up to 10% of its net asset value in securities issued by a single UK Listed ETF and up to 20% of its net asset value in securities issued by UK Listed ETFs in aggregate pursuant in accordance with relief obtained.

INVESTMENT CATEGORY

Fixed Income

INVESTMENT OBJECTIVE OF THE FUND

To provide stability of capital and maximum total return. The Fund may achieve its investment objective by investing either directly in securities of issuers or indirectly through one or more underlying funds. The Fund currently invests substantially all of its assets in the underlying fund identified below but may invest in a substantially similar underlying fund or directly in securities in the future.

CURRENT UNDERLYING FUND

Phillips, Hager & North Total Return Bond Fund

INVESTMENT RISKS

- interest rate risk;
- credit risk;
- market risk;
- currency risk;
- foreign market risk;
- multiple series risk;
- derivatives risk;
- securities lending, repurchase and reverse repurchase transaction risks;
- large investor risk (As at May 31, 2023, two investors held 28.9% and 12.4%, respectively, of the net asset value of the Fund); and
- cyber security risk.

INDEX

FTSE Canada Universe Bond Index

INVESTMENT OBJECTIVE OF THE UNDERLYING FUND

To provide stability of capital and maximum total return by investing primarily in a well-diversified

portfolio of Canadian fixed income securities and derivatives based on the value of fixed income instruments.

INVESTMENT STRATEGIES OF THE UNDERLYING FUND

To achieve the underlying fund's objectives, the portfolio manager:

- incorporates material ESG factors as part of the investment process to consider issuers' oversight and management of these material ESG factors. See Appendix C, Investment considerations – *Responsible investment*;
- invests primarily in medium- to high-quality corporate and government bonds of Canadian, U.S. and other foreign issuers;
- may also invest in asset-backed commercial paper. The Fund maintains an average term to maturity similar to the FTSE Canada Universe Bond Index;
- in addition to the standard investment restrictions imposed by securities legislation, the value of any one investment at month-end must not exceed 15% of the underlying fund's net assets at market value. This does not apply to government or government-guaranteed debt instruments or to investments in other funds managed by RBC Global Asset Management Inc.;
- may use derivatives, such as swaps, options, futures and forward Contracts, as permitted by NI 81-102:
 - for hedging purposes, including to protect against losses or reduce volatility resulting from changes in interest rates, market indices or foreign exchange rates including changes in the value of foreign currency relative to the Canadian dollar; and
 - for non-hedging purposes, including as a substitute for direct investment, to generate income or extend or reduce the duration of fixed income investments.

The Fund may use derivatives in accordance with relief obtained from applicable securities legislation:

- any use of derivatives will be consistent with the underlying fund's investment objectives and strategies and will comply with applicable securities laws;
- the underlying fund may invest a portion of its net asset value in non-Canadian securities where such an investment is compatible with the investment objectives of the underlying fund. Although there is no specific limitation on the percentage of the net asset value of the fund that may be invested in non-Canadian securities, as per the simplified prospectus, the portfolio manager does not expect that the fund will invest more than 30% of its net asset value in non-Canadian securities;
- may invest up to 10% of the underlying fund's assets in units of other underlying mutual funds managed by RBC GAM or an affiliate that are consistent with the investment objectives of the fund. Investments in money market funds managed by RBC GAM or an affiliate are not subject to the 10% limit as permitted under NI 81-102; where the portfolio manager believes that an investment in other funds is a more efficient and cost effective way of achieving the underlying fund's investment objectives. The underlying fund will only invest in units of other funds where the investment is compatible with the underlying fund's investment objectives and strategies, and otherwise complies with applicable securities laws and the terms and conditions of any applicable exemptive relief obtained by RBC GAM on behalf of the underlying funds;
- the underlying fund's investment strategies involve active and frequent trading of portfolio securities;
- the portfolio manager may depart temporarily from

the underlying fund's fundamental investment objectives as a result of adverse market, economic, political or other considerations. In these circumstances, the portfolio manager may, as a temporary defensive tactic, increase the underlying fund's holdings of cash or short-term money market securities; and

- the underlying fund may enter into securities lending transactions, repurchase transactions and reverse repurchase transactions, as permitted by applicable securities laws and the terms and conditions of any applicable exemptive relief obtained by RBC GAM on behalf of the underlying funds, to earn additional income for the underlying fund.

INVESTMENT CATEGORY

Fixed Income

INVESTMENT OBJECTIVE OF THE FUND

To achieve above average long-term total returns by taking advantage of interest rate and currency fluctuations in world fixed-income markets. To provide total returns comprised of interest income and some capital growth. The Fund may achieve its investment objective by investing either directly in securities of issuers or indirectly through one or more underlying funds. The Fund currently invests substantially all of its assets in the underlying fund identified below but may invest in a substantially similar underlying fund or directly in securities in the future.

CURRENT UNDERLYING FUND

RBC Global Bond Fund

INVESTMENT RISKS

- interest rate risk;
- credit risk;
- market risk;
- currency risk;
- derivative risk;
- multiple series risk;
- foreign investment risk;
- securities lending, repurchase and reverse repurchase transaction risks;
- large investor risk (As at May 31, 2023, RBC Select Conservative Portfolio, RBC Select Balanced Portfolio and RBC Select Very Conservative Portfolio held approximately 22.0%, 16.6% and 14.4%, respectively, of the outstanding units of the fund.); and
- cyber security risk.

INDEX

100% FTSE World Government Bond Index
(hedged to CAD)

INVESTMENT OBJECTIVE OF THE UNDERLYING FUND

To achieve above average long-term total returns by taking advantage of interest rate and currency fluctuations in world fixed-income markets. To provide total returns comprised of interest income and some capital growth. The underlying fund invests primarily in high-quality fixed-income securities, denominated in foreign currencies and issued internationally by Canadian and foreign governments. It may also invest in fixed-income securities issued by Canadian and foreign corporations and supranational agencies like the World Bank.

INVESTMENT STRATEGIES OF THE UNDERLYING FUND

To achieve the fund's objectives, the portfolio manager:

- invests in fixed-income securities of governments, their agencies, supranational organizations or companies throughout the world;
- selects securities based on fundamental economic analysis examining economic growth, inflation and the fiscal and monetary policy in each country;
- uses a disciplined approach to assess opportunities within four risk categories:
 - currency risk – generally, the underlying fund hedges currency exposure back to the Canadian dollar; however, the manager may take currency positions as conditions warrant;
 - overall direction of interest rates in Canada, the United States and other major economies;
 - anticipated change in interest rate spread associated with a change in individual credit ratings or quality perceptions; and
 - expected changes in interest rate spreads between different segments of global bond markets (for instance, Germany versus the United States);

- may invest in global (including emerging markets), non-investment grade corporate debt securities (high yield) rated below BBB(-) by Standard & Poor's (or equivalent rating agency) and national government bonds;
- may invest less than 10% of the fund's assets in securities of one issuer (other than Canadian federal and provincial government and U.S. federal government securities) or may invest up to 35% of the fund's assets in securities issued or guaranteed by one or more national governments, their agencies, or certain international organizations such as the World Bank. In the latter case, the portfolio manager may (i) invest up to 35% of the fund's assets in securities rated AAA by Standard & Poor's or another similar rating agency, or (ii) invest up to 35% of the fund's assets in a mix of securities rated AAA and AA by Standard & Poor's or another similar rating agency, but only up to 20% of the fund's assets in securities rated AA. This fund may expose all of its net assets to such securities, but not more than 35% may be exposed to any one AAA-rated issuer and not more than 20% may be exposed to any one AA-rated issuer;
- may invest up to 10% of the underlying fund's assets in units of other underlying mutual funds managed by RBC GAM or an affiliate that are consistent with the investment objectives of the fund. Investments in money market funds managed by RBC GAM or an affiliate are not subject to the 10% limit as permitted under NI 81-102;
- incorporates material ESG factors as part of the investment process to consider issuers' oversight and management of these material ESG factors. See Appendix C, Investment considerations – *Responsible investment*;
- may use derivatives for hedging purposes to protect against losses or reduce volatility resulting from changes in interest rates, market indices or foreign exchange rates and to reduce the fund's exposure to changes in the value of foreign currencies relative to the Canadian dollar. The portfolio manager will determine the level of currency exposure based on its current view of currency markets. The fund's foreign currency exposure is typically fully hedged;
- may also use derivatives such as options, futures, forward contracts and swaps as a substitute for direct investment;
- may use derivatives in accordance with relief obtained from applicable securities legislation;
- may enter into securities lending, repurchase and reverse repurchase transactions to generate additional income and/or as a short-term cash management tool; and
- may invest up to 10% of its net asset value in securities issued by a single UK Listed ETF and up to 20% of its net asset value in securities issued by UK Listed ETFs in aggregate pursuant to the exemptive relief set Regulatory relief from investment restrictions.

INVESTMENT CATEGORY

Fixed Income

INVESTMENT OBJECTIVE OF THE FUND

To provide total returns comprising interest income and modest capital appreciation. The Fund may achieve its investment objective by investing either directly in securities of issuers or indirectly through one or more underlying funds. The Fund currently invests substantially all of its assets in the underlying fund identified below but may invest in a substantially similar underlying fund or in securities in the future.

CURRENT UNDERLYING FUND

BlueBay Global Convertible Bond Fund (Canada)

INVESTMENT RISKS

- interest rate risk;
- credit risk;
- market risk;
- currency risk;
- liquidity risk;
- ESG integration risk;
- derivative risk;
- foreign investment risk;
- multiple series risk;
- securities lending, repurchase and reverse repurchase transaction risks;
- large investor risk; and
- cyber security risk.

INDEX

100% Thomson Reuters Convertible Global Focus Index (hedged to CAD)

INVESTMENT OBJECTIVE OF THE UNDERLYING FUND

To provide total returns comprised of interest income and modest capital appreciation. The underlying fund invests primarily in global convertible bonds issued by entities domiciled or carrying out their business activities anywhere in the world.

INVESTMENT STRATEGIES OF THE UNDERLYING FUND

To achieve the underlying fund's objectives, the portfolio manager:

- invests the underlying fund's assets primarily in global convertible bond securities, both rated and unrated,

issued by entities domiciled or carrying out their business activities anywhere in the world;

- conducts detailed company credit and equity analysis to identify investment opportunities offering higher probabilities of superior rates of return while simultaneously minimizing the prospect of default;
- diversifies the portfolio so as not to be concentrated in any one issuer, industry, country or credit rating, with the goal of balancing volatility while optimizing regular income and overall returns;
- may also invest up to 10% of the fund's net assets in common and preferred shares acquired either directly or as a result of a conversion, restructuring or enhancement of a bond issue;
- may invest up to 100% of the fund's assets in foreign securities;
- may invest up to 10% of the fund's assets in units of other mutual funds managed by RBC GAM or an affiliate that are consistent with the investment objectives of the fund. Investments in money market funds managed by RBC GAM or an affiliate are not subject to the 10% limit as permitted under NI 81-102;
- incorporates material ESG factors as part of the investment process to consider issuers' oversight and management of these material ESG factors. See Appendix C, Investment considerations – *Responsible investment*;
- may use derivatives for hedging purposes to protect against losses or reduce volatility resulting from changes in interest rates, market indices or foreign exchange rates and to reduce the fund's exposure to changes in the value of foreign currencies relative to the Canadian dollar. The portfolio manager will determine the level of currency exposure based on its current view of currency markets;
- may also use derivatives such as options, futures, forward contracts and swaps as a substitute for direct investment;
- may use derivatives in accordance with relief obtained from applicable securities legislation;
- may enter into securities lending, repurchase and reverse repurchase transactions to generate additional income and/or as a short-term cash management tool;
- may invest up to 10% of its net asset value in securities issued by a single UK Listed ETF and up to 20% of its net asset value in securities issued by UK Listed ETFs in aggregate pursuant to the exemptive relief set in Regulatory relief from investment restrictions.

INVESTMENT CATEGORY

Fixed Income

INVESTMENT OBJECTIVE OF THE FUND

To provide a high level of income with the potential for modest capital growth. The Fund may achieve its investment objective by investing either directly in securities of issuers or indirectly through one or more underlying funds. The Fund currently invests substantially all of its assets in the underlying fund identified below but may invest in a substantially similar underlying fund or directly in securities in the future.

CURRENT UNDERLYING FUND

RBC High Yield Bond Fund

INVESTMENT RISKS

- interest rate risk;
- credit risk;
- market risk;
- currency risk;
- liquidity risk;
- ESG integration risk;
- derivative risk;
- multiple series risk;
- foreign investment risk;
- securities lending, repurchase and reverse repurchase transaction risks;
- large investor risk; and
- cyber security risk.

INDEX

FTSE Canada Universe Bond Index

INVESTMENT OBJECTIVE OF THE UNDERLYING FUND

To provide a high level of income with the potential for modest capital growth. The underlying fund invests primarily in higher yielding corporate debt securities issued by Canadian and U.S. corporations.

INVESTMENT STRATEGIES OF THE UNDERLYING FUND

To achieve the underlying fund's objectives, the portfolio manager:

- invests primarily in higher yielding debt securities rated from BBB to B (by Standard & Poor's or its equivalent) issued by Canadian and U.S. corporations;
- employs a value-focused philosophy for corporate bonds, striving to invest in quality companies having stable to improving credit profiles that are considered to be undervalued;
- conducts detailed company credit and industry analysis to identify investment opportunities offering high probabilities of superior rates of return while simultaneously minimizing default prospects;
- diversifies the portfolio so as not to be concentrated in any one issuer, industry, or credit rating, with the goal of balancing volatility with portfolio return optimization;
- may invest up to 10% of the underlying fund's assets in units of other mutual funds managed by RBC GAM or an affiliate that are consistent with the investment objectives of the fund. Investments in money market funds managed by RBC GAM or an affiliate are not subject to the 10% limit as permitted under NI 81-102;
- incorporates material ESG factors as part of the investment process to consider issuers' oversight and management of these material ESG factors. See Appendix C, Investment considerations – *Responsible investment*;

- may use derivatives for hedging purposes to protect against losses or reduce volatility resulting from changes in interest rates, market indices or foreign exchange rates and to reduce the underlying fund's exposure to changes in the value of foreign currencies relative to the Canadian dollar. The portfolio manager will determine the level of currency exposure based on its current view of currency markets. The underlying fund's foreign currency exposure is typically fully hedged;
- may also use derivatives such as options, futures, forward contracts and swaps as a substitute for direct investment;
- may use derivatives in accordance with relief obtained from applicable securities legislation; and
- may enter into securities lending, repurchase and reverse repurchase transactions to generate additional income and/or as a short-term cash management tool.

INVESTMENT CATEGORY

Balanced

INVESTMENT OBJECTIVE OF THE FUND

To provide a combination of capital growth and modest income. The Fund may achieve its investment objective by investing either directly in securities of issuers or indirectly through one or more underlying funds. The Fund currently invests substantially all of its assets in the underlying fund identified below but may invest in a substantially similar underlying fund or directly in securities in the future.

CURRENT UNDERLYING FUND

RBC Balanced Fund

INVESTMENT RISKS

- market risk;
- interest rate risk;
- credit risk;
- foreign investment risk;
- currency risk;
- ESG integration risk;
- derivative risk;
- multiple series risk;
- securities lending, repurchase and reverse repurchase transaction risks; and
- cyber security risk.

INDEX

35% FTSE Canada All Gov't Bond Index
 34% S&P/TSX Capped Composite Total Return Index
 13% S&P 500 Total Return Index (CAD)
 9% MSCI EAFE Total Return Index (CAD)
 5% FTSE Canada All Corp Bond Index
 4% MSCI Emerging Markets Total Return Net Index (CAD)

INVESTMENT OBJECTIVE OF THE UNDERLYING FUND

To provide a combination of capital growth and modest income. It invests primarily in a balance of Canadian equities, bonds and short-term debt securities. It may also invest in foreign securities.

INVESTMENT STRATEGIES OF THE UNDERLYING FUND

To achieve the underlying fund's objectives, the portfolio manager:

- invests in equity, fixed-income and cash securities;
- employs a strategic asset allocation approach, determining the appropriate asset mix within broad pre-established guidelines for each asset class as set out in the following table:

Asset class	Target weighting
Fixed-income	40%
Canadian equities	34%
U.S. equities	13%
International equities	9%
Emerging markets equities	4%

- adjusts the percentage of the fund invested in each asset class based on changes in the market outlook for each asset class, and manages the allocation so that it will be no more than 15% above or below the target weighting for the fixed-income asset class, and no more than 10% above or below the target weighting for the Canadian equities, U.S. equities, international equities and emerging markets equities asset class
- may invest no more than 40% of the fund's assets in foreign securities;
- incorporates material ESG factors as part of the investment process to consider issuers' oversight and management of these material ESG factors. See Appendix C, Investment considerations – *Responsible investment*;

- may use derivatives for hedging purposes to protect against losses or reduce volatility resulting from changes in interest rates, market indices or foreign exchange rates and to reduce the underlying fund's exposure to changes in the value of foreign currencies relative to the Canadian dollar. The portfolio manager will determine the level of currency exposure based on its current view of currency markets. The fund's foreign currency exposure is typically fully hedged in respect of fixed-income assets and partially hedge in respect of foreign equity assets;
- may also use derivatives such as options, futures, forward contracts and swaps as a substitute for direct investment to efficiently adjust the underlying fund's asset mix in a timely manner;
- may use derivatives in accordance with relief obtained from applicable securities legislation;
- may enter into securities lending, repurchase and reverse repurchase transactions to generate additional income and/or as a short-term cash management tool; and
- may invest up to 10% of the underlying fund's assets in units of other underlying mutual funds managed by RBC GAM or an affiliate that are consistent with the investment objectives of the fund. Investments in money market funds managed by RBC GAM or an affiliate are not subject to the 10% limit as permitted under NI 81-102.

When choosing equity securities, the portfolio manager:

- assesses the outlook for global markets to determine allocations to Canadian, U.S. and international equities;
- reviews economic, industry and company-specific information to assess the growth prospects for individual companies;
- selects companies across industry sectors to ensure adequate diversification;

- seeks companies that offer the best relative value on a risk-reward basis, with a focus on companies offering superior growth; and
- reviews the financial statistics of companies to determine if the stock is attractively priced.

When choosing fixed-income securities, the portfolio manager:

- selects securities based on fundamental economic analysis examining economic growth, inflation and fiscal and monetary policy in Canada, the United States and other major economies;
- selects investment terms based on the interest rate outlook;
- invests primarily in government bonds, although corporate bonds are also used; and
- analyzes credit ratings of different issuers to determine the most suitable securities for the portfolio.

The fund may invest up to 10% of its net asset value in securities issued by a single German ETF and up to 20% of its net asset value in securities issued by German ETFs in aggregate pursuant to the exemptive relief set out in *Regulatory relief from investment restrictions*.

INVESTMENT CATEGORY

Balanced

INVESTMENT OBJECTIVE OF THE FUND

To provide long-term capital growth, with a secondary focus on modest income. The Fund may achieve its investment objective by investing either directly in securities of issuers or indirectly through one or more underlying funds. The Fund currently invests substantially all of its assets in the underlying fund identified below but may invest in a substantially similar underlying fund or in securities in the future.

CURRENT UNDERLYING FUND

RBC Vision Balanced Fund

INVESTMENT RISKS

- market risk;
- interest rate risk;
- credit risk;
- ESG investment strategy risk;
- foreign investment risk;
- currency risk;
- specialization risk;
- derivative risk;
- multiple series risk;
- securities lending, repurchase and reverse repurchase transaction risks; and
- cyber security risk.

INDEX

45% MSCI World Total Return Net Index (CAD)

24.75% FTSE World Government Bond Index (hedged to CAD)

15% S&P/TSX Capped Composite Total Return Index

13.25% FTSE Canada Universe Bond Index

2% FTSE Canada 30 Day TBill Index

INVESTMENT OBJECTIVE OF THE UNDERLYING FUND

To provide long-term capital growth, with a secondary focus on modest income. The underlying fund invests primarily in Canadian, U.S. and international equities

and fixed-income securities, either directly or indirectly through investment in other mutual funds managed by RBC GAM or an affiliate of RBC GAM. The underlying fund follows a socially responsible approach to investing.

INVESTMENT STRATEGIES OF THE UNDERLYING FUND

It is currently expected that the underlying fund will invest up to 100% of its net assets in units of the RBC Vision Bond Fund, the RBC Vision Canadian Equity Fund and the RBC Vision Global Equity Fund.

To achieve the fund's objectives, the portfolio manager of the (RBC) underlying fund:

- begins by screening companies using ESG exclusion criteria that determine its investable universe. RBC GAM has partnered with Sustainalytics to implement the ESG exclusion criteria and to identify issuers for the underlying fund's exclusion list. Based on its data, Sustainalytics prepares an exclusion list of issuers based on their Product Involvement, ESG Controversies and Relative Scoring. Generally, any issuer included in the underlying fund's exclusion lists is ineligible for the underlying fund. The fund's exclusion list is maintained by Sustainalytics, and is updated on a monthly basis;
- monitors the underlying fund on an ongoing basis for exposure to securities of issuers on the underlying fund's exclusion list. Sustainalytics periodically monitors the underlying fund's holdings to ensure compliance with its exclusion list and keeps RBC GAM informed of any changes that impact a company's eligibility. The underlying fund may from time to time depart from its exclusion list when RBC GAM has determined that it would be in the best interest of the underlying fund to do so, such as when RBC GAM has identified inaccuracies in the data, or incomplete data due to more recent developments or events, used to produce the exclusion list;
- invests primarily in equity and fixed-income securities of companies that have been screened using the ESG exclusion criteria detailed above;
- the screening process removes companies that have poor performance relative to their industry peers based on the above factors;

- the exclusionary screening criteria intend to avoid securities of companies that are engaged primarily in the production and distribution of:
 - alcohol;
 - tobacco products;
 - cannabis;
 - pornographic materials;
 - gaming; and
 - military weapons;
- equally important, Sustainalytics periodically monitors the fund's holdings to ensure compliance with the custom SRI screening criteria and keeps RBC GAM informed of any changes that alter a company's eligibility.

To achieve the fund's objectives, the portfolio manager:

- invests only in companies that have been screened using the custom RBC GAM SRI criteria detailed above;
- employs a strategic asset allocation approach, determining the appropriate asset mix within broad pre-established guidelines for each asset class as set out in the following table:

Asset class	Target weighting
Fixed-income	40%
Global equities	45%
Canadian equities	15%

- adjusts the percentage of the underlying fund invested in each asset class based on changes in the market outlook for each asset class, and manages the allocation so that it will be no more than 15% above or below the target weighting for the fixed-income and global equities asset classes, and no more than 10% above or below the target weighting for the Canadian equities asset class;
- may use derivatives for hedging purposes to protect against losses or reduce volatility resulting from changes in interest rates, market indices or foreign exchange rates and to reduce the fund's exposure to changes in the value of foreign currencies relative to the Canadian dollar. The portfolio manager will determine the level of currency exposure based on its current view of currency markets. The fund's foreign

currency exposure is typically fully hedged in respect of fixed-income assets;

- may also use derivatives such as options, futures, forward contracts and swaps as a substitute for direct investment to efficiently adjust the fund's asset mix in a timely manner;
- may use derivatives in accordance with relief obtained from applicable securities legislation; and
- may enter into securities lending, repurchase and reverse repurchase transactions to generate additional income and/or as a short-term cash management tool.

When choosing equity securities, the portfolio manager of the underlying fund:

- assesses the outlook for global markets to determine allocations to Canadian, U.S. and international equities;
- reviews economic, industry and company-specific information to assess the growth prospects for individual companies;
- selects companies across industry sectors to ensure adequate diversification;
- seeks companies that offer the best value relative to their growth prospects; and
- reviews the financial statistics of companies to determine if the stock is attractively priced.

When choosing fixed-income securities, the portfolio manager:

- selects securities based on fundamental economic analysis, examining growth, inflation and fiscal and monetary policy in Canada, the United States and other major economies;
- selects investment terms based on the interest rate outlook; and
- analyzes credit ratings of different issuers to determine the most suitable securities for the portfolio.

A listing of the underlying funds in which the portfolio is currently invested, including their current allocation, as well as information on the underlying funds managed by RBC GAM, is available at www.rbcgam.com.

INVESTMENT CATEGORY

Balanced

INVESTMENT OBJECTIVE OF THE FUND

To provide a combination of capital growth and modest income. The Fund may achieve its investment objective by investing either directly in securities of issuers or indirectly through one or more underlying funds. The Fund currently invests substantially all of its assets in the underlying fund identified below but may invest in a substantially similar underlying fund or in securities, in the future.

CURRENT UNDERLYING FUND

RBC Conservative Growth & Income Fund

INVESTMENT RISKS

- market risk;
- interest rate risk;
- credit risk;
- foreign investment risk;
- currency risk;
- ESG integration risk;
- derivative risk;
- liquidity risk;
- multiple series risk;
- securities lending, repurchase and reverse repurchase transaction risks;
- large investor risk (As at May 31, 2023, three investors held approximately 13.3%, 12.7% and 12.4%, respectively, of the outstanding units of the fund.); and
- cyber security risk.

INDEX

74% FTSE Canada Universe Bond Index

10% S&P 500 Total Return Index

9% S&P/TSX Capped Composite Total Return Index

3% MSCI Emerging Markets Total Return Net Index (CAD)

3% MSCI EAFE Total Return Net Index (CAD)

1% FTSE Canada 30 Day T-Bill Index

INVESTMENT OBJECTIVE OF THE UNDERLYING FUND

To provide a combination of capital growth and modest income. The underlying fund invests primarily in a diversified portfolio of income-producing equity and fixed-income securities from anywhere around the world either directly or indirectly through investment in other mutual funds managed by RBC GAM.

INVESTMENT STRATEGIES OF THE UNDERLYING FUND

To achieve the underlying fund's objectives, the portfolio manager:

- invests primarily in income-producing equity securities and fixed-income securities from anywhere around the world such as dividend-paying common shares, preferred shares, government and corporate bonds, high yield bonds, debentures and notes, asset backed commercial paper, mortgage backed securities and other income-generating securities. The underlying fund may also invest in emerging market equity securities and emerging market government and corporate bonds;
- employs a strategic asset allocation approach, determining the appropriate asset mix within broad pre-established guidelines for each asset class as set out in the following table:

Asset class	Target weighting
Fixed-income	75%
Equities	25%

- adjusts the percentage of the fund invested in each asset class based on changes in the market outlook for each asset class and manages the allocation so that it will be no more than 15% above or below the target weighting for each asset class;

- when choosing equity securities:
 - uses a multi-disciplined process based on fundamental, technical and quantitative analysis to identify stocks with superior investment potential;
 - focuses primarily on stocks that offer an above average dividend yield, and can maintain and grow their dividend stream; and
 - seeks companies that offer the best relative value on a risk-reward basis;
- when choosing fixed-income or equity securities:
 - selects underlying funds from the RBC Funds family or PH&N Funds family that invest in fixed-income or equity securities for inclusion in the fund; and
 - selects underlying funds based on the underlying fund's ability to help the fund meet its stated investment objectives;
- may invest up to 100% of the underlying fund's assets in units of other mutual funds managed by RBC GAM or an affiliate. The decision to invest in an underlying fund is based on the portfolio manager's assessment of the underlying fund's ability to help the fund meet its stated investment objectives;
- may use derivatives for hedging purposes to protect against losses or reduce volatility resulting from changes in interest rates, market indices or foreign exchange rates and to reduce the fund's exposure to changes in the value of foreign currencies relative to the Canadian dollar. The portfolio manager will determine the level of currency exposure based on its current view of currency markets. The underlying fund's foreign currency exposure is typically fully hedged in respect of fixed-income assets and partially hedged in respect of foreign equity assets;
- may also use derivatives such as options, futures, forward contracts and swaps as a substitute for direct investment to efficiently adjust the fund's asset mix in a timely manner;
- may use derivatives in accordance with relief obtained from applicable securities legislation; and
- may enter into securities lending, repurchase and reverse repurchase transactions to generate additional income and/or as a short-term cash management tool.
- An underlying fund managed by RBC GAM or an affiliate may incorporate material ESG factors as part of the investment process to consider issuers' oversight and management of these material ESG factors.

INVESTMENT CATEGORY

Balanced

INVESTMENT OBJECTIVE OF THE FUND

To provide a combination of capital growth and modest income. The Fund may achieve its investment objective by investing either directly in securities of issuers or indirectly through one or more underlying funds. The Fund currently invests substantially all of its assets in the underlying fund identified below but may invest in a substantially similar underlying fund or in securities in the future.

CURRENT UNDERLYING FUND

RBC Balanced Growth & Income Fund

INVESTMENT RISKS

- market risk;
- interest rate risk;
- credit risk;
- foreign investment risk;
- currency risk;
- ESG integration risk;
- derivative risk;
- liquidity risk;
- multiple series risk;
- securities lending, repurchase and reverse repurchase transaction risks; and
- cyber security risk.

INDEX

38% FTSE Canada Universe Bond Index
 23% S&P/TSX Capped Composite Total Return Index
 22% S&P 500 Total Return Index (CAD)
 9% MSCI Emerging Markets Total Return Net Index (CAD)
 6% MSCI EAFE Total Return Net Index (CAD)
 2% FTSE Canada 30 Day T-Bill Index

INVESTMENT OBJECTIVE OF THE UNDERLYING FUND

To provide a combination of capital growth and modest income. The underlying fund invests primarily in a diversified portfolio of income producing equity and fixed-income securities from anywhere around the world either directly or indirectly through investment in other mutual funds managed by RBC GAM or an affiliate.

INVESTMENT STRATEGIES OF THE UNDERLYING FUND

To achieve the underlying fund's objectives, the portfolio manager:

- invests primarily in income-producing equity securities and fixed-income securities from anywhere around the world such as dividend-paying common shares, preferred shares, government and corporate bonds, high yield bonds, debentures and notes, asset-backed commercial paper, mortgage-backed securities and other income-generating securities. The underlying fund may also invest in emerging market equity securities and emerging market government and corporate bonds;
- employs a strategic asset allocation approach, determining the appropriate asset mix within broad pre-established guidelines for each asset class as set out in the following table:

Asset class	Target weighting
Fixed-income	40%
Equities	60%

- adjusts the percentage of the fund invested in each asset class based on changes in the market outlook for each asset class and manages the allocation so that it will be no more than 15% above or below the target weighting for each asset class;

- when choosing equity securities:
 - uses a multi-disciplined process based on fundamental, technical and quantitative analysis to identify stocks with superior investment potential;
 - focuses primarily on stocks that offer an above average dividend yield, and can maintain and grow their dividend stream; and
 - seeks companies that offer the best relative value on a risk-reward basis;
- when choosing fixed-income or equity securities:
 - selects underlying funds from the RBC Funds family or PH&N Funds family that invest in fixed-income or equity securities for inclusion in the fund; and
 - selects underlying funds based on the underlying fund's ability to help the fund meet its stated investment objectives;
- may invest up to 100% of the underlying fund's assets in units of other mutual funds managed by RBC GAM or an affiliate. The decision to invest in an underlying fund is based on the portfolio manager's assessment of the underlying fund's ability to help the fund meet its stated investment objectives;
- may use derivatives for hedging purposes to protect against losses or reduce volatility resulting from changes in interest rates, market indices or foreign exchange rates and to reduce the fund's exposure to changes in the value of foreign currencies relative to the Canadian dollar. The portfolio manager will determine the level of currency exposure based on its current view of currency markets. The underlying fund's foreign currency exposure is typically fully hedged in respect of fixed-income assets and partially hedged in respect of foreign equity assets;
- may also use derivatives such as options, futures, forward contracts and swaps as a substitute for direct investment to efficiently adjust the fund's asset mix in a timely manner;
- may use derivatives in accordance with relief obtained from applicable securities legislation; and
- may enter into securities lending, repurchase and reverse repurchase transactions to generate additional income and/or as a short-term cash management tool.
- The portfolio manager of the fund or an underlying fund managed by RBC GAM or an affiliate, as the case may be, may incorporate material ESG factors as part of the investment process to consider issuers' oversight and management of these material ESG factors.

INVESTMENT CATEGORY

Balanced

INVESTMENT OBJECTIVE OF THE FUND

To provide a combination of capital growth and modest income. The Fund may achieve its investment objective by investing either directly in securities of issuers or indirectly through one or more underlying funds. The Fund currently invests substantially all of its assets in the underlying fund identified below but may invest in a substantially similar underlying fund or in securities in the future.

CURRENT UNDERLYING FUND

RBC Global Growth & Income Fund

INVESTMENT RISKS

- market risk;
- interest rate risk;
- credit risk;
- foreign investment risk;
- currency risk;
- liquidity risk;
- ESG integration risk;
- derivative risk;
- multiple series risk;
- securities lending, repurchase and reverse repurchase transaction risks; and
- cyber security risk.

INDEX

60% MSCI World Total Return Net Index (CAD)
 32.5% FTSE World Government Bond Index
 (Hedged into CAD)
 3.75% ICE BofA U.S. High Yield BB-B Index (Hedged to
 CAD)
 3.75% JP Morgan EMBI Global Diversified Index
 (Hedged to CAD)

INVESTMENT OBJECTIVE OF THE UNDERLYING FUND

To provide a combination of capital growth and modest income. The underlying fund invests primarily in a diversified portfolio of equity and fixed-income securities from anywhere around the world either directly or indirectly through investment in other mutual funds managed by RBC GAM or an affiliate.

INVESTMENT STRATEGIES OF THE UNDERLYING FUND

To achieve the underlying fund's objectives, the portfolio manager:

- invests primarily in equity securities and fixed-income securities from anywhere around the world such as common shares, preferred shares, government and corporate bonds, high yield bonds, debentures and notes, asset-backed commercial paper, mortgage-backed securities and other income-generating securities. The fund may also invest in emerging market equity securities, emerging market currencies and emerging market government and corporate bonds;
- employs a strategic asset allocation approach, determining the appropriate asset mix within broad pre-established guidelines for each asset class as set out in the following table:

Asset class	Target weighting
Fixed-income	40%
Equities	60%

- adjusts the percentage of the fund invested in each asset class based on changes in the market outlook for each asset class and manages the allocation so that it will be no more than 15% above or below the target weighting for each asset class;

- when choosing equity securities, the portfolio manager:
 - uses a multi-disciplined process based on fundamental, technical and quantitative analysis to identify stocks with superior investment potential;
 - seeks companies that offer the best relative value on a risk reward basis;
- when choosing fixed-income or equity securities, the portfolio manager:
 - selects underlying funds from the RBC Funds family or PH&N Funds family that invest in fixed-income or equity securities for inclusion in the fund; and
 - selects underlying funds based on the underlying fund's ability to help the fund meet its stated investment objectives;
- may invest up to 100% of the fund's assets in units of other mutual funds managed by RBC GAM or an affiliate of RBC GAM. The decision to invest in an underlying fund is based on the portfolio manager's assessment of the underlying fund's ability to help the fund meet its stated investment objectives;
- may use derivatives for hedging purposes to protect against losses or reduce volatility resulting from changes in interest rates, market indices or foreign exchange rates and to reduce the fund's exposure to changes in the value of foreign currencies relative to the Canadian dollar. The portfolio manager will determine the level of currency exposure based on its current view of currency markets. The fund's foreign currency exposure is typically fully hedged in respect of fixed-income assets and partially hedged in respect of foreign equity assets;
- may also use derivatives such as options, futures, forward contracts and swaps as a substitute for direct investment to efficiently adjust the fund's asset mix in a timely manner;
- may use derivatives in accordance with relief obtained from applicable securities legislation; and
- may enter into securities lending, repurchase and reverse repurchase transactions to generate additional income and/or as a short-term cash management tool.
- An underlying fund managed by RBC GAM or an affiliate may incorporate material ESG factors as part of the investment process to consider issuers' oversight and management of these material ESG factors.

INVESTMENT CATEGORY

Balanced

INVESTMENT OBJECTIVE OF THE FUND

To provide a relatively high income that may consist of dividend income, interest income and realized capital gains with the potential for modest capital growth. The Fund may achieve its investment objective by investing either directly in securities of issuers or indirectly through one or more underlying funds. The Fund currently invests substantially all of its assets in the underlying fund identified below but retains the right to substitute another underlying fund or securities in the event the current underlying fund fails to meet the objective.

CURRENT UNDERLYING FUND

Phillips, Hager & North Monthly Income Fund

INVESTMENT RISKS

- market risk;
- interest rate risk;
- credit risk;
- currency risk;
- foreign investment risk;
- capital erosion risk;
- ESG integration risk;
- multiple series risk;
- derivatives risk;
- securities lending, repurchase and reverse repurchase transaction risks; and
- cyber security risk.

INDEX

Broad-based index 1 – FTSE Canada Universe Bond Index

Broad-based index 2 – S&P/TSX Capped Composite Total Return Index

INVESTMENT OBJECTIVE OF THE UNDERLYING FUND

To provide a relatively high monthly income that may consist of dividend income, interest income, realized capital gains and a return of capital, with the potential for modest capital growth, by investing in a well-diversified balanced portfolio of income producing equity securities, including, but not limited to, common shares of Canadian companies that pay dividends and income trusts, and fixed income securities such as preferred shares, government and corporate bonds, debentures and notes.

INVESTMENT STRATEGIES OF THE UNDERLYING FUND

To achieve the underlying fund's objectives, the portfolio manager:

- invests primarily in income producing equity securities such as dividend-paying Canadian common shares and income trusts and fixed income securities such as preferred shares, government and corporate bonds, debentures and notes, asset-backed commercial paper, mortgage-backed securities and other income-generating securities. The underlying fund may also invest in convertible bonds and convertible preferred shares;
- employs a strategic asset allocation approach, determining the appropriate asset mix within broad pre-established guidelines for each asset class, as set out in the following table:

Asset class	Target weighting
Fixed-income	40%
Equities	60%

- adjust the percentage of the Fund invested in each asset class based on changes in the market outlook for each asset class and manage the allocation so that it will be no more than 15% above or below the target weighting for that asset class.
- when selecting fixed income securities, seeks securities that offer an above average current

income yield. When selecting equity securities, the portfolio manager focuses on securities that offer an above average dividend yield;

- as a way to generate additional income yield, the underlying fund may invest in non-investment grade corporate debt (rated below BBB – or not rated);
- incorporates material ESG factors as part of the investment process to consider issuers' oversight and management of these material ESG factors. See Appendix C, Investment considerations – *Responsible investment*;
- the underlying fund may also invest a portion of its net asset value in non-Canadian securities where such an investment is compatible with the investment objectives of the underlying fund. Although there is no specific limitation on the percentage of the net asset value of the underlying fund that may be invested in non-Canadian securities, as per the simplified prospectus, the portfolio manager does not expect that the underlying fund will invest more than 35% of its net asset value in non-Canadian securities;

The underlying fund may use derivatives, such as swaps, options, futures and forward contracts, as permitted by National Instrument 81-102 – (NI 81-102):

- for hedging purposes, including to protect against losses or reduce volatility resulting from changes in interest rates and market indices; and
- for non-hedging purposes, including as a substitute for direct investment, to generate income or extend or reduce the duration of fixed income investments.

Any use of derivatives will be compatible with the underlying fund's investment objective and strategies and will comply with applicable securities laws.

The underlying fund's investment strategies involve active and frequent trading of portfolio securities.

The portfolio manager may depart temporarily from the underlying fund's fundamental investment objective as a result of adverse market, economic, political or other considerations. In these circumstances, the portfolio manager may, as a temporary defensive tactic, increase the underlying fund's holdings of cash or short-term money market securities.

The underlying fund may enter into securities lending transactions, repurchase transactions and reverse repurchase transactions, as permitted by applicable securities laws and the terms and conditions of any applicable exemptive relief obtained by RBC GAM on behalf of the underlying funds, to earn additional income for the underlying fund.

INVESTMENT CATEGORY

Balanced

INVESTMENT OBJECTIVE OF THE FUND

To provide the potential for long-term capital growth, with a secondary focus on modest income. The Fund may achieve its investment objective by investing either directly in securities of issuers or indirectly through one or more underlying funds. The Fund currently invests substantially all of its assets in the underlying fund identified below but may invest in a substantially similar underlying fund or directly in securities in the future.

CURRENT UNDERLYING FUND

RBC Global Balanced Fund

INVESTMENT RISKS

- market risk;
- interest rate risk;
- credit risk;
- currency risk;
- multiple series risk;
- foreign investment risk;
- ESG integration risk
- derivative risk;
- securities lending, repurchase and reverse repurchase transaction risks; and
- cyber security risk.

INDEX

26% FTSE World Government Bond Index (CAD Hedged)

25% S&P 500 Total Return Index (CAD)

15% S&P/TSX Capped Composite Total Return Index

15% MSCI EAFE Total Return Net Index (CAD)

9% FTSE Canada All Government Bond Index

5% FTSE Canada All Corporate Bond Index

5% MSCI Emerging Markets Total Return Net Index (CAD)

INVESTMENT OBJECTIVE OF THE UNDERLYING FUND

To provide long-term capital growth, with a secondary focus on modest income. It invests primarily in Canadian, U.S. and international equities and fixed-income securities.

INVESTMENT STRATEGIES OF THE UNDERLYING FUND

To achieve the underlying fund's objectives, the portfolio manager:

- invests in equity and fixed-income securities;
- employs a strategic asset allocation approach, determining the appropriate asset mix within broad pre-established guidelines for each asset class as set out in the following table:

Asset class	Target weighting
Fixed-income	40%
Canadian equities	15%
U.S. equities	25%
International equities	15%
Emerging markets equities	5%

- adjusts the percentage of the fund invested in each asset class based on changes in the market outlook for each asset class, and manages the allocation so that it will be no more than 15% above or below the target weighting for the fixed-income asset class, and no more than 10% above or below the target weighting for the Canadian equities, U.S. equities, international equities and emerging markets equities asset classes;
- incorporates material ESG factors as part of the investment process to consider issuers' oversight and management of these material ESG factors. See Appendix C, Investment considerations – *Responsible investment*;
- may use derivatives for hedging purposes to protect against losses or reduce volatility resulting from changes in interest rates, market indices or foreign exchange rates and to reduce the fund's exposure to

changes in the value of foreign currencies relative to the Canadian dollar. The portfolio manager will determine the level of currency exposure based on its current view of currency markets. The underlying fund's foreign currency exposure is typically fully hedged in respect of fixed-income currency exposure and partially hedged in respect of foreign equity assets;

- may also use derivatives such as options, futures, forward contracts and swaps as a substitute for direct investment to efficiently adjust the underlying fund's asset mix in a timely manner;
- may use derivatives in accordance with relief obtained from applicable securities legislation;
- may enter into securities lending, repurchase and reverse repurchase transactions to generate additional income and/or as a short-term cash management tool; and
- may invest up to 10% of the underlying fund's assets in units of other underlying mutual funds managed by RBC GAM or an affiliate that are consistent with the investment objectives of the fund. Investments in money market funds managed by RBC GAM or an affiliate are not subject to the 10% limit as permitted under NI 81-102.

When choosing equity securities, the portfolio manager:

- assesses the outlook for global markets to determine allocations to Canadian, U.S. and international equities;
- reviews economic, industry and company-specific information to assess the growth prospects for individual companies;
- selects companies across industry sectors to ensure adequate diversification;
- seeks companies that offer the best value relative to their growth prospects; and
- reviews the financial statistics of companies to determine if the stock is attractively priced.

When choosing fixed-income securities, the portfolio manager:

- selects securities based on fundamental economic analysis, examining growth, inflation and fiscal and monetary policy in Canada, the United States and other major economies;
- selects investment terms based on the interest rate outlook;
- analyzes credit ratings of different issuers to determine the most suitable securities for the portfolio; and
- may invest up to 10% of its net asset value in securities issued by a single German ETF and up to 20% of its net asset value in securities issued by German ETFs in aggregate, and up to 10% of its net asset value in securities issued by a single UK Listed ETF and up to 20% of its net asset value in securities issued by UK Listed ETFs in aggregate, pursuant to the exemptive relief set in Regulatory relief from investment restrictions.

INVESTMENT CATEGORY

Portfolio Solutions

INVESTMENT OBJECTIVE OF THE FUND

The Portfolio is a strategic asset allocation fund. It focuses on providing income and the potential for moderate capital growth. The Fund may achieve its investment objective by investing either directly in securities of issuers or indirectly through one or more underlying funds. The Fund currently invests substantially all of its assets in the underlying fund identified below but may invest in a substantially similar underlying fund or directly in securities in the future.

CURRENT UNDERLYING FUND

RBC Select Conservative Portfolio

INVESTMENT RISKS

- interest rate risk;
- market risk;
- credit risk;
- currency risk;
- issuer-specific risk;
- foreign investment risk;
- liquidity risk;
- ESG integration risk;
- derivative risk;
- multiple series risk;
- specialization risk;
- small-cap risk;
- securities lending, repurchase and reverse repurchase transaction risks;
- large investor risk; and
- cyber security risk.

INDEX

58% FTSE Canada Universe Bond Index
 15% S&P 500 Total Return Index (CAD)
 13% S&P/TSX Capped Composite Total Return Index
 6% MSCI Europe Total Return Net Index (CAD)
 3.25% MSCI Japan Total Return Net Index (CAD)
 2.75% MSCI AC Asia Pacific ex-Japan Total Return Net Index (CAD)
 2% FTSE Canada 30 Day T-Bill Index

INVESTMENT OBJECTIVE OF THE UNDERLYING FUND

The Portfolio is a strategic asset allocation fund. It focuses on providing income and the potential for moderate capital growth by maintaining a balance of investments across several asset classes. It invests primarily in units of other underlying funds managed by RBC Global Asset Management Inc. (RBC GAM) or an affiliate of RBC GAM (called the underlying funds), emphasizing mutual funds that invest in Canadian fixed-income securities that have the potential to generate income. It also invests in equity mutual funds, with an emphasis on Canadian equity funds and some exposure to U.S. and international equity funds.

INVESTMENT STRATEGIES OF THE UNDERLYING FUND

The underlying funds are managed by RBC GAM or an affiliate of RBC GAM. The portfolio manager uses strategic asset allocation as the principal investment strategy. The portfolio manager:

- selects the underlying funds for inclusion in the Portfolio;
- allocates assets among the underlying funds within the target weightings set for the Portfolio (excluding cash and cash equivalents); and
- rebalances the Portfolio's assets among the underlying funds to ensure the Portfolio stays within its target weightings.

The decision to invest in an underlying fund is based on the portfolio manager's assessment of the market outlook and the underlying fund's ability to help the Portfolio meet its stated investment objectives.

The following table shows you the target weighting for each asset class:

Asset class	Target weighting
Fixed-income	60%
Canadian equities	13%
U.S. equities	15%
International equities	12%

The percentages specified on the left are target weightings for each asset class. The portfolio manager will manage the allocation so that it will not be more than 15% above or below the target weighting for the fixed-income class, and no more than 10% above or below the target weighting for the Canadian equities, U.S. equities and international equities asset classes.

A listing of the underlying funds in which the portfolio is currently invested, including their current allocation, as well as information on the underlying funds managed by RBC GAM, is available on our website at www.rbcgam.com.

The portfolio may also invest in exchange traded funds, alternative mutual funds and public or private real estate and infrastructure funds.

An underlying fund managed by RBC GAM or an affiliate may incorporate material ESG factors as part of the investment process to consider issuers' oversight and management of these material ESG factors.

In order to adjust the portfolio's asset mix in a more timely manner, the portfolio manager may use derivatives such as options, futures, forward contracts and swaps as a substitute for direct investment in a particular market.

The portfolio manager may use derivatives in accordance with relief obtained from applicable securities legislation.

** GIP refers to Guaranteed Investment Portfolio.

INVESTMENT CATEGORY

Portfolio Solutions

INVESTMENT OBJECTIVE OF THE FUND

The Portfolio is a strategic asset allocation fund. It focuses on providing long-term capital growth, with a secondary focus on modest income. The Fund may achieve its investment objective by investing either directly in securities of issuers or indirectly through one or more underlying funds. The Fund currently invests substantially all of its assets in the underlying fund identified below but may invest in a substantially similar underlying fund or directly in securities in the future.

CURRENT UNDERLYING FUND

RBC Select Balanced Portfolio

INVESTMENT RISKS

- interest rate risk;
- market risk;
- currency risk;
- specialization risk;
- issuer-specific risk;
- foreign investment risk;
- liquidity risk;
- ESG integration risk;
- derivative risk;
- multiple series risk;
- small-cap risk;
- securities lending, repurchase and reverse repurchase transaction risks;
- large investor risk; and
- cyber security risk.

INDEX

38% FTSE Canada Universe Bond Index
 25% S&P 500 Total Return Index (CAD)
 15% S&P/TSX Capped Composite Total Return Index
 7.5% MSCI Europe Total Return Index (CAD)
 5% MSCI Emerging Markets Total Return Net Index (CAD)
 4% MSCI Japan Total Return Net Index (CAD)
 3.5% MSCI AC Asia Pacific ex-Japan Total Return Net Index (CAD)
 2% FTSE Canada 30 Day T-Bill Index

INVESTMENT OBJECTIVE OF THE UNDERLYING FUND

This Portfolio is a strategic asset allocation fund. It focuses on providing long-term capital growth, with a secondary focus on modest income. It does this by maintaining a balance of investments across several asset classes. It invests primarily in units of other underlying funds managed by RBC Global Asset Management Inc. (RBC GAM) or an affiliate of RBC GAM (called the underlying funds), investing in equity mutual funds for higher growth potential and fixed-income mutual funds for diversification and the potential to generate income. The fixed-income portion of the portfolio invests primarily in Canadian fixed-income funds. The equity portion of the portfolio invests in a diversified mix of Canadian, U.S. and international equity funds.

INVESTMENT STRATEGIES OF THE UNDERLYING FUND

The underlying funds are managed by RBC GAM or an affiliate of RBC GAM. The portfolio manager uses strategic asset allocation as the principal investment strategy. The portfolio manager:

- selects the underlying funds for inclusion in the Portfolio;
- allocates assets among the underlying funds within the target weightings set for the Portfolio (excluding cash and cash equivalents); and

- rebalances the Portfolio's assets among the underlying funds to ensure the Portfolio stays within its target weightings.

The decision to invest in an underlying fund is based on the portfolio manager's assessment of the market outlook and the underlying fund's ability to help the Portfolio meet its stated investment objectives.

The following table shows you the target weighting for each asset class:

Asset class	Target weighting
Fixed-income	40%
Canadian equities	15%
U.S. equities	25%
International equities	15%
Emerging markets equities	5%

The percentages specified on the left are target weightings for each asset class. The portfolio manager will manage the allocation so that it will not be more than 15% above or below the target weighting for the fixed-income class, and no more than 10% above or below the target weighting for the Canadian equities, U.S. equities and international equities and Emerging markets equities asset classes.

A listing of the underlying funds in which the portfolio is currently invested, including their current allocation, as well as information on the underlying funds managed by RBC GAM, is available on our website at www.rbcgam.com.

The portfolio may also invest in exchange traded funds, alternative mutual funds and public or private real estate and infrastructure funds.

An underlying fund managed by RBC GAM or an affiliate may incorporate material ESG factors as part of the investment process to consider issuers' oversight and management of these material ESG factors.

In order to adjust the Portfolio's asset mix in a more timely manner, the portfolio manager may use derivatives such as options, futures, forward contracts and swaps as a substitute for direct investment in a particular market.

The portfolio manager may use derivatives in accordance with relief obtained from applicable securities legislation.

INVESTMENT CATEGORY

Portfolio Solutions

INVESTMENT OBJECTIVE OF THE FUND

The Portfolio is a strategic asset allocation fund. It focuses on providing long-term capital growth. It does this by emphasizing investments in equity securities for higher growth potential, with some exposure to fixed-income securities for diversification. The Fund may achieve its investment objective by investing either directly in securities of issuers or indirectly through one or more underlying funds. The Fund currently invests substantially all of its assets in the underlying fund identified below but may invest in a substantially similar underlying fund or directly in securities in the future.

CURRENT UNDERLYING FUND

RBC Select Growth Portfolio

INVESTMENT RISKS

- interest rate risk;
- market risk;
- credit risk;
- currency risk;
- specialization risk;
- issuer-specific risk;
- foreign investment risk;
- liquidity risk;
- ESG integration risk;
- derivative risk;
- multiple series risk;
- small-cap risk;
- securities lending, repurchase and reverse repurchase transaction risks;
- large investor risk; and
- cyber security risk.

INDEX

- 30% S&P 500 Total Return Index (CAD)
- 23% FTSE Canada Universe Bond Index
- 18% S&P/TSX Capped Composite Total Return Index
- 19% MSCI EAFE Total Return Index (CAD)
- 8% MSCI Emerging Markets Total Return Net Index (CAD)
- 5.1% MSCI Japan Total Return Net Index (CAD)
- 4.4% MSCI AC Asia Pacific ex-Japan Total Return Net Index (CAD)
- 2% FTSE Canada 30 Day T-Bill Index

INVESTMENT OBJECTIVE OF THE UNDERLYING FUND

The Portfolio is a strategic asset allocation fund. It focuses on providing long-term capital growth. It does this by investing primarily in units of other underlying funds managed by RBC Global Asset Management Inc. (RBC GAM) or an affiliate of RBC GAM (called underlying funds), emphasizing equity mutual funds for higher growth potential, with some exposure to fixed-income mutual funds for diversification. The Portfolio invests in a diversified mix of Canadian, U.S. and international funds.

INVESTMENT STRATEGIES OF THE UNDERLYING FUND

The underlying funds are managed by RBC GAM or an affiliate of RBC GAM. The portfolio manager uses strategic asset allocation as the principal investment strategy. The portfolio manager:

- selects the underlying funds for inclusion in the Portfolio;
- allocates assets among the underlying funds within the target weightings set for the Portfolio (excluding cash and cash equivalents); and
- rebalances the Portfolio's assets among the underlying funds to ensure the Portfolio stays within its target weightings.

The decision to invest in an underlying fund is based on the portfolio manager's assessment of the market outlook and the underlying fund's ability to help the Portfolio meet its stated investment objectives.

The following table shows you the target weighting for each asset class:

Asset class	Target weighting
Fixed-income	25%
Canadian equities	18%
U.S. equities	30%
International equities	19%
Emerging markets equities	8%

The percentages specified on the left are target weightings for each asset class. The portfolio manager will manage the allocation so that it will not be more than 15% above or below the target weighting for the fixed-income class, and no more than 10% above or below the target weighting for the Canadian equities, U.S. equities, international equities and Emerging markets equities asset classes.

A listing of the underlying funds in which the portfolio is currently invested, including their current allocation, as well as information on the underlying funds managed by RBC GAM, is available on our website at www.rbcgam.com.

The portfolio may also invest in exchange traded funds, alternative mutual funds and public or private real estate and infrastructure funds.

An underlying fund managed by RBC GAM or an affiliate may incorporate material ESG factors as part of the investment process to consider issuers' oversight and management of these material ESG factors.

In order to adjust the Portfolio's asset mix in a more timely manner, the portfolio manager may use derivatives such as options, futures, forward contracts and swaps as a substitute for direct investment in a particular market.

The portfolio manager may use derivatives in accordance with relief obtained from applicable securities legislation.

INVESTMENT CATEGORY

Portfolio Solutions

INVESTMENT OBJECTIVE OF THE FUND

The Portfolio is a strategic asset allocation fund. It focuses on providing long-term capital growth. It does this by investing in equity securities for higher growth potential. The Fund may achieve its investment objective by investing either directly in securities of issuers or indirectly through one or more underlying funds. The Fund currently invests substantially all of its assets in the underlying fund identified below but may invest in a substantially similar underlying fund or directly in securities in the future.

CURRENT UNDERLYING FUND

RBC Select Aggressive Growth Portfolio

INVESTMENT RISKS

- interest rate risk;
- market risk;
- credit risk;
- currency risk;
- specialization risk;
- issuer-specific risk;
- foreign investment risk;
- liquidity risk;
- ESG integration risk;
- derivative risk;
- multiple series risk;
- small-cap risk;
- securities lending, repurchase and reverse repurchase transaction risks;
- large investor risk; and
- cyber security risk.

INDEX

- 38% S&P 500 Total Return Index (CAD)
- 29% S&P/TSX Capped Composite Total Return Index
- 11% MSCI Emerging Markets Total Return Net Index (CAD)
- 10% MSCI Europe Total Return Net Index (CAD)
- 5.4% MSCI Japan Total Return Net Index (CAD)
- 4.6% MSCI AC Asia Pacific ex-Japan Total Return Net Index (CAD)
- 2% FTSE Canada 30 Day T-Bill Index

INVESTMENT OBJECTIVE OF THE UNDERLYING FUND

The Portfolio is a strategic asset allocation fund. It focuses on providing long-term capital growth. It does this by investing primarily in units of other underlying funds managed by RBC Global Asset Management Inc. (RBC GAM) or an affiliate of RBC GAM (called underlying funds), emphasizing equity mutual funds for higher growth potential. The Portfolio invests in a diversified mix of Canadian, U.S. and international funds.

INVESTMENT STRATEGIES OF THE UNDERLYING FUND

The underlying funds are managed by RBC GAM or an affiliate of RBC GAM. The portfolio manager uses strategic asset allocation as the principal investment strategy. The portfolio manager:

- selects the underlying funds for inclusion in the Portfolio;
- allocates assets among the underlying funds within the target weightings set for the Portfolio (excluding cash and cash equivalents); and
- rebalances the Portfolio's assets among the underlying funds to ensure the Portfolio stays within its target weightings.

A listing of the underlying funds in which the portfolio is currently invested, including their current allocation, as well as information on the underlying funds managed by RBC GAM, is available on our website at www.rbcgam.com.

The portfolio may also invest in exchange traded funds, alternative mutual funds and public or private real estate and infrastructure funds.

An underlying fund managed by RBC GAM or an affiliate may incorporate material ESG factors as part of the investment process to consider issuers' oversight and management of these material ESG factors

The decision to invest in an underlying fund is based on the portfolio manager's assessment of the market outlook and the underlying fund's ability to help the Portfolio meet its stated investment objectives.

The following table shows you the target weighting for each asset class:

Asset class	Target weighting
Fixed income	2%
Canadian equities	29%
U.S. equities	38%
International equities	20%
Emerging markets equities	11%

The percentages specified on the left are target weightings for each asset class. The portfolio manager will manage the allocation so that it will not be more than 10% above or below the target weighting.

In order to adjust the Portfolio's asset mix in a more timely manner, the portfolio manager may use derivatives such as options, futures, forward contracts and swaps as a substitute for direct investment in a particular market.

The portfolio manager may use derivatives in accordance with relief obtained from applicable securities legislation.

INVESTMENT CATEGORY

Portfolio Solutions

INVESTMENT OBJECTIVE OF THE FUND

To provide income and the potential for moderate capital growth. The Fund may achieve its investment objective by investing either directly in securities of issuers or indirectly through one or more underlying funds. The Fund currently invests substantially all of its assets in the underlying fund identified below but may invest in a substantially similar underlying fund or in securities in the future.

CURRENT UNDERLYING FUND

RBC Global Conservative Portfolio

INVESTMENT RISKS

- interest rate risk;
- market risk;
- credit risk;
- foreign investment risk;
- currency risk;
- specialization risk;
- small-cap risk;
- issuer-specific risk;
- liquidity risk;
- ESG integration risk;
- derivative risk;
- multiple series risk;
- securities lending, repurchase and reverse repurchase transaction risks;
- large investor risk; and
- cyber security risk.

INDEX

59% Bloomberg Global Aggregate Bond Index (hedged to CAD)

40% MSCI ACWI Total Return Net Index (CAD)

1% FTSE Canada 30 Day T-Bill Index

INVESTMENT OBJECTIVE OF THE UNDERLYING FUND

To provide income and the potential for moderate capital growth. It does this by maintaining a balance of investments across several asset classes. The portfolio invests primarily in units of other mutual funds (called the underlying funds), emphasizing mutual funds that invest in fixed-income securities and have the potential to generate income. It also invests in equity mutual funds.

INVESTMENT STRATEGIES OF THE UNDERLYING FUND

The underlying funds are managed by RBC GAM or an affiliate of RBC GAM. Certain of the underlying funds may also be exchange traded funds managed by BlackRock Asset Management Canada Limited (BlackRock Canada) or an affiliate of BlackRock Canada. The portfolio manager uses strategic asset allocation as the principal investment strategy. The portfolio manager:

- selects the underlying funds for inclusion in the portfolio;
- allocates assets among the underlying funds within the target weightings set for the portfolio (excluding cash and cash equivalents); and
- rebalances the portfolio's assets among the underlying funds to ensure the portfolio stays within its target weightings.

The decision to invest in an underlying fund is based on the portfolio manager's assessment of the market outlook and the underlying fund's ability to help the portfolio meet its stated investment objectives.

The following table shows you the target weighting for each asset class.

Asset class	Target weighting
Global fixed-income	60%
Global equities	35%
Emerging markets equities	5%

The percentages specified above are target weightings for each asset class. We will manage the allocation so that it will be no more than 15% above or below the target weighting for the global fixed-income asset class, and no more than 10% above or below the target weighting for the global equities and emerging markets equities asset classes.

A listing of the underlying funds in which the portfolio is currently invested, including their current allocation, as well as information on the underlying funds managed by RBC GAM, is available at www.rbcgam.com.

Information on the exchange traded funds managed by BlackRock Canada or an affiliate of BlackRock Canada may be obtained at www.blackrock.com.

The portfolio may also invest in exchange traded funds, alternative mutual funds and public or private real estate and infrastructure funds.

An underlying fund managed by RBC GAM or an affiliate may incorporate material ESG factors as part of the investment process to consider issuers' oversight and management of these material ESG factors.

In order to adjust the portfolio's asset mix in a more timely manner, the portfolio manager may use derivatives such as options, futures, forward contracts and swaps as a substitute for direct investment in a particular market.

The portfolio manager may use derivatives in accordance with relief obtained from applicable securities legislation

INVESTMENT CATEGORY

Portfolio Solutions

INVESTMENT OBJECTIVE OF THE FUND

To provide long-term capital growth, with a secondary focus on modest income. The Fund may achieve its investment objective by investing either directly in securities of issuers or indirectly through one or more underlying funds. The Fund currently invests substantially all of its assets in the underlying fund identified below but may invest in a substantially similar underlying fund or in securities in the future.

CURRENT UNDERLYING FUND

RBC Global Balanced Portfolio

INVESTMENT RISKS

- interest rate risk;
- market risk;
- credit risk;
- foreign investment risk;
- currency risk;
- specialization risk;
- small-cap risk;
- issuer-specific risk;
- liquidity risk;
- ESG integration risk;
- derivative risk;
- multiple series risk;
- securities lending, repurchase and reverse repurchase transaction risks;
- large investor risk; and
- cyber security risk.

INDEX

60% MSCI ACWI Total Return Net Index (CAD)
 39% Bloomberg Global Aggregate Bond Index (hedged to CAD)
 1% FTSE Canada 30 Day T-Bill Index

INVESTMENT OBJECTIVE OF THE UNDERLYING FUND

To provide long-term capital growth, with a secondary focus on modest income. It does this by maintaining a balance of investments across several asset classes. The portfolio invests primarily in units of other mutual funds (called the underlying funds), investing in equity mutual funds for higher growth potential and fixed-income mutual funds for diversification and the potential to generate income.

INVESTMENT STRATEGIES OF THE UNDERLYING FUND

The underlying funds are managed by RBC GAM or an affiliate of RBC GAM. Certain of the underlying funds may also be exchange traded funds managed by BlackRock Asset Management Canada Limited (BlackRock Canada) or an affiliate of BlackRock Canada. The portfolio manager uses strategic asset allocation as the principal investment strategy. The portfolio manager:

- selects the underlying funds for inclusion in the portfolio;
- allocates assets among the underlying funds within the target weightings set for the portfolio (excluding cash and cash equivalents); and
- rebalances the portfolio's assets among the underlying funds to ensure the portfolio stays within its target weightings.

The decision to invest in an underlying fund is based on the portfolio manager's assessment of the market outlook and the underlying fund's ability to help the portfolio meet its stated investment objectives.

The following table shows you the target weighting for each asset class.

Asset class	Target weighting
Global fixed-income	40%
Global equities	53%
Emerging markets equities	7%

The percentages specified above are target weightings for each asset class. We will manage the allocation so that it will be no more than 15% above or below the target weighting for the global fixed-income asset class, and no more than 10% above or below the target weighting for the global equities and emerging markets equities asset classes.

A listing of the underlying funds in which the portfolio is currently invested, including their current allocation, as well as information on the underlying funds managed by RBC GAM, is available at www.rbcgam.com.

Information on the exchange traded funds managed by BlackRock Canada or an affiliate of BlackRock Canada may be obtained at www.blackrock.com.

The portfolio may also invest in exchange traded funds, alternative mutual funds and public or private real estate and infrastructure funds.

An underlying fund managed by RBC GAM or an affiliate may incorporate material ESG factors as part of the investment process to consider issuers' oversight and management of these material ESG factors.

In order to adjust the portfolio's asset mix in a more timely manner, the portfolio manager may use derivatives such as options, futures, forward contracts and swaps as a substitute for direct investment in a particular market.

The portfolio manager may use derivatives in accordance with relief obtained from applicable securities legislation.

INVESTMENT CATEGORY

Portfolio Solutions

INVESTMENT OBJECTIVE OF THE FUND

To provide long-term capital growth. The Fund may achieve its investment objective by investing either directly in securities of issuers or indirectly through one or more underlying funds. The Fund currently invests substantially all of its assets in the underlying fund identified below but may invest in a substantially similar underlying fund or in securities in the future.

CURRENT UNDERLYING FUND

RBC Global Growth Portfolio

INVESTMENT RISKS

- market risk;
- interest rate risk;
- credit risk;
- foreign investment risk;
- currency risk;
- specialization risk;
- small-cap risk;
- issuer-specific risk;
- liquidity risk;
- ESG integration risk;
- derivative risk;
- multiple series risk;
- securities lending, repurchase and reverse repurchase transaction risks;
- large investor risk; and
- cyber security risk.

INDEX

75% MSCI ACWI Total Return Net Index (CAD)
 24% Bloomberg Global Aggregate Bond Index (hedged to CAD)
 1% FTSE Canada 30 Day T-Bill Index

INVESTMENT OBJECTIVE OF THE UNDERLYING FUND

To provide long-term capital growth. It does this by investing primarily in units of other mutual funds (called the underlying funds), emphasizing equity mutual funds for higher growth potential, with some exposure to fixed-income mutual funds for diversification.

INVESTMENT STRATEGIES OF THE UNDERLYING FUND

The underlying funds are managed by RBC GAM or an affiliate of RBC GAM. Certain of the underlying funds may also be exchange traded funds managed by BlackRock Asset Management Canada Limited (BlackRock Canada) or an affiliate of BlackRock Canada. The portfolio manager uses strategic asset allocation as the principal investment strategy. The portfolio manager:

- selects the underlying funds for inclusion in the portfolio;
- allocates assets among the underlying funds within the target weightings set for the portfolio (excluding cash and cash equivalents); and
- rebalances the portfolio's assets among the underlying funds to ensure the portfolio stays within its target weightings.

The decision to invest in each of the underlying funds is based on the portfolio manager's assessment of the market outlook and the underlying fund's ability to enable the portfolio to better meet its stated investment objectives.

The following table shows you the target weighting for each asset class.

Asset class	Target weighting
Global fixed-income	25%
Global equities	66%
Emerging markets equities	9%

The percentages specified above are target weightings for each asset class. We will manage the allocation so that it will be no more than 15% above or below the target weighting for the global fixed-income asset class, and no more than 10% above or below the target weighting for the global equities and emerging markets equities asset classes.

A listing of the underlying funds in which the portfolio is currently invested, including their current allocation, as well as information on the underlying funds managed by RBC GAM, is available at www.rbcgam.com.

Information on the exchange traded funds managed by BlackRock Canada or an affiliate of BlackRock Canada may be obtained at www.blackrock.com.

The portfolio may also invest in exchange traded funds, alternative mutual funds and public or private real estate and infrastructure funds.

An underlying fund managed by RBC GAM or an affiliate may incorporate material ESG factors as part of the investment process to consider issuers' oversight and management of these material ESG factors.

In order to adjust the portfolio's asset mix in a more timely manner, the portfolio manager may use derivatives such as options, futures, forward contracts and swaps as a substitute for direct investment in a particular market.

The portfolio manager may use derivatives in accordance with relief obtained from applicable securities legislation.

INVESTMENT CATEGORY

Portfolio Solutions

INVESTMENT OBJECTIVE OF THE FUND

To provide long-term capital growth. The Fund may achieve its investment objective by investing either directly in securities of issuers or indirectly through one or more underlying funds. The Fund currently invests substantially all of its assets in the underlying fund identified below but may invest in a substantially similar underlying fund or in securities in the future.

CURRENT UNDERLYING FUND

RBC Global All-Equity Portfolio

INVESTMENT RISKS

- market risk;
- interest rate risk;
- credit risk;
- foreign investment risk;
- currency risk;
- specialization risk;
- small-cap risk;
- issuer-specific risk;
- liquidity risk;
- ESG integration risk;
- derivative risk;
- multiple series risk;
- securities lending, repurchase and reverse repurchase transaction risks;
- large investor risk; and
- cyber security risk.

INDEX

99% MSCI ACWI Total Return Net Index (CAD)
1.00% FTSE Canada 30 Day T-Bill Index

INVESTMENT OBJECTIVE OF THE UNDERLYING FUND

To provide long-term capital growth. It does this by investing primarily in units of other mutual funds (called the underlying funds), emphasizing equity mutual funds for higher growth potential.

INVESTMENT STRATEGIES OF THE UNDERLYING FUND

The underlying funds are managed by RBC GAM or an affiliate of RBC GAM. Certain of the underlying funds may also be exchange traded funds managed by BlackRock Asset Management Canada Limited (BlackRock Canada) or an affiliate of BlackRock Canada. The portfolio manager uses strategic asset allocation as the principal investment strategy. The portfolio manager:

- selects the underlying funds for inclusion in the portfolio;
- allocates assets among the underlying funds within the target weightings set for the portfolio (excluding cash and cash equivalents); and
- rebalances the portfolio's assets among the underlying funds to ensure the portfolio stays within its target weightings.

The decision to invest in each of the underlying funds is based on the portfolio manager's assessment of the market outlook and the underlying fund's ability to enable the portfolio to better meet its stated investment objectives.

The following table shows you the target weighting for each asset class.

Asset class	Target weighting
Global fixed-income	1%
Global equities	88%
Emerging markets equities	11%

The percentages specified above are target weightings for each asset class. We will manage the allocation to an asset class so that it will be no more than 15% above or below the target weighting for the global fixed-income asset class, and no more than 10% above or below the target weighting for the global equities and emerging markets equities asset classes.

A listing of the underlying funds in which the portfolio is currently invested, including their current allocation, as well as information on the underlying funds managed by RBC GAM, is available at www.rbcgam.com.

Information on the exchange traded funds managed by BlackRock Canada or an affiliate of BlackRock Canada may be obtained at www.blackrock.com.

The portfolio may also invest in exchange traded funds, alternative mutual funds and public or private real estate and infrastructure funds.

An underlying fund managed by RBC GAM or an affiliate may incorporate material ESG factors as part of the investment process to consider issuers' oversight and management of these material ESG factors.

In order to adjust the portfolio's asset mix in a more timely manner, the portfolio manager may use derivatives such as options, futures, forward contracts and swaps as a substitute for direct investment in a particular market.

The portfolio manager may use derivatives in accordance with relief obtained from applicable securities legislation.

INVESTMENT CATEGORY

Canadian Equity

INVESTMENT OBJECTIVE OF THE FUND

To achieve long-term total returns consisting of regular dividend income, which benefits from preferential tax treatment and modest long-term capital growth. The Fund may achieve its investment objective by investing either directly in securities of issuers or indirectly through one or more underlying funds. The Fund currently invests substantially all of its assets in the underlying fund identified below but may invest in a substantially similar underlying fund or directly in securities in the future.

CURRENT UNDERLYING FUND

RBC Canadian Dividend Fund

INVESTMENT RISKS

- market risk;
- interest rate risk;
- credit risk;
- multiple series risk;
- foreign investment risk;
- currency risk;
- ESG integration risk;
- derivative risk;
- securities lending, repurchase and reverse repurchase transaction risks;
- large investor risk; and
- cyber security risk.

INDEX

100% S&P/TSX Capped Composite Total Return Index

INVESTMENT OBJECTIVE OF THE UNDERLYING FUND

To achieve long-term total returns consisting of regular dividend income, which benefits from the preferential tax treatment given to dividend income and modest long-term capital growth. It invests primarily in

common and preferred shares of major Canadian companies with above-average dividend yields.

INVESTMENT STRATEGIES OF THE UNDERLYING FUND

The underlying fund's investment process is primarily based on fundamental research, although the portfolio manager will also consider quantitative and technical factors. Stock selection decisions are ultimately based on an understanding of the company, its business and its outlook.

To achieve the underlying fund's objectives, the portfolio manager:

- selects Canadian companies with above-average dividend yield or with prospects of paying or growing their dividends or with potential for such special events as stock buybacks, takeovers and special dividends and may also select securities of comparable foreign companies;
- may invest in fixed-income securities such as government bonds, corporate bonds and treasury bills;
- selects fixed-income investments with a relatively high coupon based on expectations for long-term interest rate trends. The income earned on the bond portion of the underlying fund is also used to pay for fund expenses in order to reduce taxable income for unitholders;
- monitors and reviews investments on an ongoing basis to ensure that the best relative values are identified;
- may invest no more than 25% of the underlying fund's assets in foreign securities;
- incorporates material ESG factors as part of the investment process to consider issuers' oversight and management of these material ESG factors. See Appendix C, Investment considerations – Responsible investment;

- may use derivatives for hedging purposes to protect against losses or reduce volatility resulting from changes in interest rates or foreign exchange rates;
- may also use derivatives such as options, futures, forward contracts and swaps as a substitute for direct investment or to generate income;
- may use derivatives in accordance with relief obtained from applicable securities legislation; and
- may enter into securities lending, repurchase and reverse repurchase transactions to generate additional income and/or as a short-term cash management tool.

INVESTMENT CATEGORY

Canadian Equity

INVESTMENT OBJECTIVE OF THE FUND

To provide long-term capital growth. The Fund may achieve its investment objective by investing either directly in securities of issuers or indirectly through one or more underlying funds. The Fund currently invests substantially all of its assets in the underlying fund identified below but may invest in a substantially similar underlying fund or directly in securities in the future.

CURRENT UNDERLYING FUND

RBC Canadian Equity Fund

INVESTMENT RISKS

- market risk;
- foreign investment risk;
- currency risk, to the extent the fund invests in foreign securities;
- trust investments risk;
- ESG integration risk;
- derivative risk;
- multiple series risk;
- securities lending, repurchase and reverse repurchase transaction risks;
- large investor risk; (As at May 31, 2023, one investor held approximately 11.8% of the outstanding units of the fund.); and
- cyber security risk.

INDEX

100% S&P/TSX Capped Composite Total Return Index

INVESTMENT OBJECTIVE OF THE UNDERLYING FUND

To provide long-term capital growth. It invests primarily in equity securities of major Canadian companies in order to provide broad exposure to economic growth opportunities in Canada. It may also invest in securities of comparable foreign companies.

INVESTMENT STRATEGIES OF THE UNDERLYING FUND

The underlying fund's investment process is primarily based on fundamental research, although the portfolio manager will also consider quantitative and technical factors. Stock selection decisions are ultimately based on an understanding of the company, its business and its outlook.

To achieve the underlying fund's objectives, the portfolio manager:

- seeks companies that offer the best relative value on a risk-reward basis, with a focus on companies offering superior growth;
- invests primarily in large-cap Canadian equities or income trusts, although the manager may take advantage of attractive opportunities in mid-cap and small-cap companies;
- diversifies the underlying fund across industry groups of the S&P/TSX Composite Index, setting minimum and maximum exposures for each sub-index;
- reviews economic, industry and company-specific information to assess the growth prospects for the company;
- monitors and reviews companies on an ongoing basis to ensure that the best relative values are identified;
- may invest no more than 25% of its assets in foreign securities;

- incorporates material ESG factors as part of the investment process to consider issuers' oversight and management of these material ESG factors. See Appendix C, Investment considerations – *Responsible investment*;
- may use derivatives for hedging purposes to protect against losses or reduce volatility resulting from changes in interest rates or foreign exchange rates;
- may also use derivatives such as options, futures, forward contracts and swaps as a substitute for direct investment to efficiently change the level of exposure to Canadian or foreign markets;
- may use derivatives in accordance with relief obtained from applicable securities legislation; and
- may enter into securities lending, repurchase and reverse repurchase transactions to generate additional income and/or as a short-term cash management tool.

INVESTMENT CATEGORY

Canadian Equity

INVESTMENT OBJECTIVE OF THE FUND

To provide long-term capital growth. The Fund may achieve its investment objective by investing either directly in securities of issuers or indirectly through one or more underlying funds. The Fund currently invests substantially all of its assets in the underlying fund identified below but may invest in a substantially similar underlying fund or in securities in the future.

CURRENT UNDERLYING FUND

RBC Vision Canadian Equity Fund

INVESTMENT RISKS

- market risk;
- foreign investment risk;
- currency risk, to the extent the fund invests in foreign securities;
- specialization risk;
- trust investments risk;
- Insert bullet point
- ESG investment strategy risk;
- derivative risk;
- multiple series risk;
- securities lending, repurchase and reverse repurchase transaction risks;
- large investor risk As at May 31, 2023, RBC Vision Balanced Fund held approximately 37.4% of the outstanding units of the fund; and
- cyber security risk.

INDEX

100% S&P/TSX Capped Composite Total Return Index

INVESTMENT OBJECTIVE OF THE UNDERLYING FUND

To provide long-term capital growth. The underlying fund invests primarily in equity securities of Canadian companies and follows a socially responsible approach to investing. The underlying fund may also invest in securities of comparable foreign companies.

INVESTMENT STRATEGIES OF THE UNDERLYING FUND

The underlying fund's investment process begins by screening companies using ESG exclusion criteria that determine its investable universe. RBC GAM has partnered with Sustainalytics to implement the ESG exclusion criteria and to identify issuers for the fund's exclusion list. Based on its data, Sustainalytics prepares an exclusion list of issuers based on their Product Involvement, ESG Controversies and Relative Scoring, as further described under Investment considerations – Responsible investment – RBC Vision Funds. Generally, any issuer included in the fund's exclusion lists is ineligible for the fund. The fund's exclusion list is maintained by Sustainalytics, and is updated on a monthly basis.

RBC GAM monitors the fund on an ongoing basis for exposure to securities of issuers on the fund's exclusion list. Sustainalytics periodically monitors the fund's holdings to ensure compliance with its exclusion list and keeps RBC GAM informed of any changes that impact a company's eligibility. The fund may from time to time depart from its exclusion list when RBC GAM has determined that it would be in the best interest of the fund to do so, such as when RBC GAM has identified inaccuracies in the data, or incomplete data due to more recent developments or events, used to produce the exclusion list.

To achieve the fund's objectives, the portfolio manager:

- invests primarily in Canadian companies that have been screened using the ESG exclusion criteria detailed above;

- applies its multi-disciplined investment process to select securities for the fund. This includes the incorporation of material ESG factors to consider issuers' oversight and management of these material ESG factors;
- seeks companies that offer the best relative value on a risk-reward basis, with a focus on companies offering superior growth;
- diversifies the fund across industry groups of the S&P/TSX Composite Index;
- reviews economic, industry and company-specific information to assess the growth prospects for the company;
- monitors and reviews companies on an ongoing basis to ensure that the best relative values are identified;
- may invest no more than 25% of its assets in foreign securities;
- may use derivatives for hedging purposes to protect against losses or reduce volatility resulting from changes in interest rates, market indices or foreign exchange rates;
- may also use derivatives such as options, futures, forward contracts and swaps as a substitute for direct investment to efficiently change the level of exposure to Canadian or foreign markets;
- may use derivatives in accordance with relief obtained from applicable securities legislation;
- may enter into securities lending, repurchase and reverse repurchase transactions to generate additional income and/or as a short-term cash management tool.

A listing of the underlying funds in which the portfolio is currently invested, including their current allocation, as well as information on the underlying funds managed by RBC GAM, is available at www.rbcgam.com.

INVESTMENT CATEGORY

Canadian Equity

INVESTMENT OBJECTIVE OF THE FUND

To provide a long-term total return, consisting of capital growth and current income. The Fund may achieve its investment objective by investing either directly in securities of issuers or indirectly through one or more underlying funds. The Fund currently invests substantially all of its assets in the underlying fund identified below but may invest in a substantially similar underlying fund or directly in securities in the future.

CURRENT UNDERLYING FUND

RBC O'Shaughnessy All-Canadian Equity Fund

INVESTMENT RISKS

- market risk;
- small-cap risk;
- liquidity risk;
- ESG integration risk;
- trust investments risk;
- derivative risk;
- multiple series risk;
- securities lending, repurchase and reverse repurchase transaction risks; and
- cyber security risk.

INDEX

100% S&P/TSX Capped Composite Total Return Index

INVESTMENT OBJECTIVE OF THE UNDERLYING FUND

To provide a long-term total return consisting of capital growth and current income. The Fund invests primarily in equity securities of Canadian companies based on Strategy Indexing[†], an investment portfolio management model developed

in 1995 by Jim O'Shaughnessy. Strategy Indexing is a rigorous and disciplined approach to stock selection based on characteristics associated with above average returns over long periods of time. Stocks are bought and held over the course of each year, with no attempt to "time the markets."

INVESTMENT STRATEGIES OF THE UNDERLYING FUND

To achieve the underlying fund's objectives, the portfolio manager:

- selects securities on the basis of several "factors," which may include but are not limited to:
 - Valuation. Valuation is based on a variety of measures, which may include but are not limited to a company's market capitalization ratios and financial statement metrics, such as price to sales and price to earnings.
 - Momentum. Momentum is based on a variety of measures, which may include but are not limited to six-month total return and nine-month total return.
 - Return of Capital to Shareholders. Return of Capital is based on a variety of measures, which may include but are not limited to dividends and buybacks.
- other criteria, such as each company's overall balance sheet or earnings quality, may also be used in determining the attractiveness of a security. The All-Canadian Equity Strategy selects securities in the portfolio that generally meet certain market capitalization and liquidity thresholds;
- does not currently intend to invest in foreign securities;
- may use derivatives for hedging purposes to protect against losses or reduce volatility resulting from changes in interest rates, market indices or foreign exchange rates;

- may use derivatives in accordance with relief obtained from applicable securities legislation;
- may enter into securities lending, repurchase and reverse repurchase transactions to generate additional income and/or as a short-term cash management tool; and
- buys and sells securities throughout the year based on sales and redemptions by investors.

Securities may be sold upon periodic rebalancing of the fund's portfolio. The portfolio manager considers the same factors as it would when evaluating a security for purchase and generally sells securities when they no longer meet the criteria.

During the course of the year, the strategy may remove names from the portfolio based on "red flag" events. Examples include, but are not limited to, M&A activity, financial restatement, failure to certify financial statements.

Governance considerations are incorporated at multiple points within the investment process. When constructing the fund's investment universe, the portfolio manager excludes stocks with poor governance and tilts towards those with strong governance.

Governance considerations are also applied when rebalancing the fund's portfolio. The portfolio manager has created its own proprietary quantitative ranking system, composites and data pipelines to assess governance based on financial data that corresponds to financing difficulties, debt covenant concerns, revenue and expense recognition, and asset-liability valuation

INVESTMENT CATEGORY

Canadian Equity

INVESTMENT OBJECTIVE OF THE FUND

To provide a reasonably consistent level of income while attempting to preserve capital. The Fund may achieve its investment objective by investing either directly in securities of issuers or indirectly through one or more underlying funds. The Fund currently invests substantially all of its assets in the underlying fund identified below but may invest in a substantially similar underlying fund or directly in securities in the future.

CURRENT UNDERLYING FUND

Phillips, Hager & North Canadian Income Fund

INVESTMENT RISKS

- market risk;
- interest rate risk;
- credit risk;
- currency risk;
- foreign investment risk;
- income trust risk;
- derivatives risk;
- multiple series risk;
- ESG integration risk;
- securities lending, repurchase and reverse repurchase risk;
- large investor risk (As at May 31, 2023, three investors held 42.9%, 23.8% and 15.1%, respectively, of the net asset value of the Fund.); and
- cyber security risk.

INDEX

100% S&P/TSX Capped Composite Total Return Index

INVESTMENT OBJECTIVE OF THE UNDERLYING FUND

To provide a reasonably consistent level of income while attempting to preserve capital by investing primarily in a well diversified portfolio of income-producing Canadian common stocks, bonds, income trusts, real estate investment trusts and money market securities.

INVESTMENT STRATEGIES OF THE UNDERLYING FUND

To achieve the underlying fund's objectives, the portfolio manager invests primarily in:

- common stocks of high-quality growth companies;
- bonds of the Canadian government, provincial governments and quality Canadian corporations;
- high-quality income trusts or real estate investment trusts; and
- high-quality money market securities, including asset-backed commercial paper.

When selecting companies to invest in, the portfolio manager generally looks for:

- superior management;
- industry leadership;
- a high level of profitability relative to others in that industry;
- a sound financial position;
- strong earnings and dividend growth; and
- a reasonable valuation.

We incorporate material ESG factors as part of the investment process to consider issuers' oversight and management of these material ESG factors.

In addition to the standard investment restrictions imposed by securities legislation, the value of any one investment at month-end must not exceed 15% of the underlying fund's net assets at market value.

This does not apply to government or government-guaranteed debt instruments or to investments in other funds managed by RBC GAM.

The underlying fund may use derivatives, such as swaps, options, futures and forward contracts, as permitted by NI 81-102:

- for hedging purposes, including to protect against losses or reduce volatility resulting from changes in interest rates, market indices or foreign exchange rates including changes in the value of foreign currency relative to the Canadian dollar; and
- for non-hedging purposes, including as a substitute for direct investment, to generate income or extend or reduce the duration of fixed-income investments.

Any use of derivatives will be compatible with the underlying fund's investment objectives and strategies and will comply with applicable securities laws.

The underlying fund may invest a portion of its net asset value in non-Canadian securities where such an investment is compatible with the investment objectives of the underlying fund. Although there is no specific limitation on the percentage of the net asset value of the underlying fund that may be invested in non-Canadian securities, as of the date of the most current simplified prospectus, the portfolio manager does not expect that the underlying fund will invest more than 25% of its net asset value in non-Canadian securities.

The portfolio manager may invest up to 10% of the underlying fund's assets in units of other underlying mutual funds managed by RBC GAM or an affiliate that are consistent with the investment objectives of the fund. Investments in money market funds managed by RBC GAM or an affiliate are not subject to the 10% limit as permitted under NI 81-102. Where the portfolio manager believes that an investment in other funds is a more efficient and cost effective way of achieving the underlying fund's investment objectives. The portfolio manager will only invest in units of other funds where the investment is compatible with the underlying fund's investment objectives and strategies, and otherwise complies with applicable securities laws.

The underlying fund's investment strategies involve active and frequent trading of portfolio securities.

The portfolio manager may depart temporarily from the underlying fund's fundamental investment objectives as a result of adverse market, economic, political or other considerations. In these circumstances, the portfolio manager may, as a temporary defensive tactic, increase the underlying fund's holdings of cash or short-term money market securities.

The underlying fund may enter into securities lending transactions, repurchase transactions and reverse repurchase transactions, as permitted by applicable securities laws, to earn additional income for the underlying fund. The underlying fund does not currently enter into these types of transactions.

INVESTMENT CATEGORY

North American Equity

INVESTMENT OBJECTIVE OF THE FUND

To provide long-term capital growth. The Fund may achieve its investment objective by investing either directly in securities of issuers or indirectly through one or more underlying funds. The Fund currently invests substantially all of its assets in the underlying fund identified below but may invest in a substantially similar underlying fund or directly in securities in the future.

CURRENT UNDERLYING FUND

RBC North American Value Fund

INVESTMENT RISKS

- market risk;
- specialization risk;
- foreign investment risk;
- currency risk;
- ESG integration risk;
- derivative risk;
- multiple series risk;
- securities lending, repurchase and reverse repurchase transaction risks;
- large investor risk;
- risk that ETF Series units will trade at prices other than net asset value per ETF Series unit;
- risk of no active market for the ETF Series units; and
- cyber security risk.

INDEX

60% S&P/TSX Capped Composite Total Return Index
40% S&P 500 Total Return Index (CAD)

INVESTMENT OBJECTIVE OF THE UNDERLYING FUND

To provide long-term capital growth. The underlying fund invests primarily in equity securities of Canadian and/or U.S. companies priced below their true value and offering long-term opportunities for growth.

INVESTMENT STRATEGIES OF THE UNDERLYING FUND

To achieve the underlying fund's objectives, the portfolio manager:

- applies a bottom-up stock selection process to identify quality companies that are undervalued based on criteria such as assets, earnings and cash flow;
- reviews the financial statistics of each company to determine if the stock is priced below its fundamental value or relative to similar companies;
- uses a value investment approach which focuses on buying undervalued securities and therefore should provide a lower level of volatility than a portfolio of growth oriented stocks;
- reviews economic, industry and company-specific information to assess the prospects for the company;
- considers global macro factors, such as the pace and quality of global economic growth and the outlook for commodity prices;
- monitors and reviews companies on an ongoing basis to ensure that the best relative values are identified;
- may invest in fixed-income securities or cash to protect value in certain market conditions;
- incorporates material ESG factors as part of the investment process to consider issuers' oversight and management of these material ESG factors. See Appendix C, Investment considerations – *Responsible investment*;

- may use derivatives for hedging purposes to protect against losses or reduce volatility resulting from changes in interest rates, market indices or foreign exchange rates and to reduce the underlying fund's exposure to changes in the value of the U.S. dollar relative to the Canadian dollar. The portfolio manager will determine the level of currency exposure based on its current view of currency markets;
- may also use derivatives such as options, futures, forward contracts and swaps as a substitute for direct investment;
- may use derivatives in accordance with relief obtained from applicable securities legislation; and
- may enter into securities lending, repurchase and reverse repurchase transactions to generate additional income and/or as a short-term cash management tool.

INVESTMENT CATEGORY

North American Equity

INVESTMENT OBJECTIVE OF THE FUND

To provide long-term capital growth. The Fund may achieve its investment objective by investing either directly in securities of issuers or indirectly through one or more underlying funds. The Fund currently invests substantially all of its assets in the underlying fund identified below but may invest in a substantially similar underlying fund or directly in securities in the future.

CURRENT UNDERLYING FUND

RBC North American Growth Fund

INVESTMENT RISKS

- liquidity risk;
- foreign investment risk;
- currency risk;
- ESG integration risk;
- derivative risk;
- multiple series risk;
- securities lending, repurchase and reverse repurchase transaction risks;
- large investor risk;
- risk that ETF Series units will trade at prices other than net asset value per ETF Series unit;
- risk of no active market for the ETF Series units; and
- cyber security risk.

INDEX

50% S&P/TSX Capped Composite Total Return Index
50% S&P 500 Total Return Index (CAD)

INVESTMENT OBJECTIVE OF THE UNDERLYING FUND

To provide long-term capital growth. It invests primarily in equity securities of Canadian and/or U.S. companies that offer above-average prospects for growth.

INVESTMENT STRATEGIES OF THE UNDERLYING FUND

The underlying fund's investment process is primarily based on fundamental research, although the portfolio manager will also consider quantitative and technical factors. Stock selection decisions are ultimately based on an understanding of the company, its business and its outlook.

To achieve the underlying fund's objectives, the portfolio manager:

- focuses on innovative, growth-oriented industries and businesses;
- focuses on companies with above-average prospects for continued growth, that display superior fundamental, technical and quantitative characteristics;
- selects companies with strong management, focused business models and a competitive advantage;
- diversifies the underlying fund across industry groups and may invest in large-, mid- and small-capitalization companies;
- incorporates material ESG factors as part of the investment process to consider issuers' oversight and management of these material ESG factors. See Appendix C, Investment considerations – Responsible investment;

- may use derivatives for hedging purposes to protect against losses or reduce volatility resulting from changes in interest rates, market indices or foreign exchange rates and to reduce the underlying fund's exposure to changes in the value of the U.S. dollar relative to the Canadian dollar. The portfolio manager will determine the level of currency exposure based on its current view of the currency markets;
- may also use derivatives such as options, futures, forward contracts and swaps as a substitute for direct investment;
- may use derivatives in accordance with relief obtained from applicable securities legislation; and
- may enter into securities lending, repurchase and reverse repurchase transactions to generate additional income and/or as a short-term cash management tool.

INVESTMENT CATEGORY

U.S. Equity

INVESTMENT OBJECTIVE OF THE FUND

To achieve long-term capital growth and regular dividend income. The Fund may achieve its investment objective by investing either directly in securities of issuers or indirectly through one or more underlying funds. The Fund currently invests substantially all of its assets in the underlying fund identified below but may invest in a substantially similar underlying fund or directly in securities in the future.

CURRENT UNDERLYING FUND

RBC U.S. Dividend Fund

INVESTMENT RISKS

- market risk;
- interest rate risk;
- credit risk;
- multiple series risk;
- foreign investment risk;
- currency risk;
- ESG integration risk;
- derivative risk;
- securities lending, repurchase and reverse repurchase transaction risks;
- large investor risk (As at May 31, 2023, RBC Select Balanced Portfolio and RBC Select Conservative Portfolio held approximately 20.0% and 18.0%, respectively, of the outstanding units of the fund.); and
- cyber security risk.

INDEX

S&P 500 Total Return Index (CAD)

INVESTMENT OBJECTIVE OF THE UNDERLYING FUND

To achieve long-term capital growth and regular dividend income. It invests primarily in common and preferred shares of U.S. companies with above average dividend yields.

INVESTMENT STRATEGIES OF THE UNDERLYING FUND

The underlying fund's investment process is primarily based on fundamental research, although the portfolio manager

will also consider quantitative and technical factors. Stock selection decisions are ultimately based on an understanding of the company, its business and its outlook.

To achieve the underlying fund's objectives, the portfolio manager:

- selects companies with a sustainable dividend and good prospects of paying or growing their dividends and with potential to create value through events such as stock buybacks, takeovers and the reduction of debt;
- may invest in fixed-income securities such as government bonds, corporate bonds and treasury bills;
- monitors and reviews investments on an ongoing basis to ensure that the best relative values are identified;
- may invest up to 10% of the fund's assets in units of other mutual funds managed by RBC GAM or an affiliate that are consistent with the investment objectives of the fund. Investments in money market funds managed by RBC GAM or an affiliate are not subject to the 10% limit as permitted under NI 81-102;
- incorporates material ESG factors as part of the investment process to consider issuers' oversight and management of these material ESG factors. See Appendix C, Investment considerations – Responsible investment;
- may use derivatives for hedging purposes to protect against losses or reduce volatility resulting from changes in interest rates, market indices or foreign exchange rates and to reduce the underlying fund's exposure to changes in the value of the U.S. dollar relative to the Canadian dollar. The portfolio manager will determine the level of currency exposure based on its current view of currency markets;
- may also use derivatives such as options, futures, forward contracts and swaps as a substitute for direct investment or to generate income;
- may use derivatives in accordance with relief obtained from applicable securities legislation; and
- may enter into securities lending, repurchase and reverse repurchase transactions to generate additional income and/or as a short-term cash management tool.

The underlying fund's portfolio turnover rate may be greater than 70%. The higher an underlying fund's portfolio turnover rate, the greater the chance that a taxable investor may receive an allocation that must be included in income for tax purposes and the higher the trading costs for the underlying fund.

INVESTMENT CATEGORY

U.S. Equity

INVESTMENT OBJECTIVE OF THE FUND

To provide long-term capital growth. The Fund may achieve its investment objective by investing either directly in securities of issuers or indirectly through one or more underlying funds. The Fund currently invests substantially all of its assets in the underlying fund identified below but may invest in a substantially similar underlying fund or directly in securities in the future.

CURRENT UNDERLYING FUND

RBC U.S. Equity Fund

INVESTMENT RISKS

- market risk;
- foreign investment risk;
- currency risk;
- large investor risk (As at May 31, 2023)
- derivative risk;
- multiple series risk;
- securities lending, repurchase and reverse repurchase transaction risks;
- large investor risk (As at May 31, 2023, RBC Select Balanced Portfolio and RBC Select Conservative Portfolio held approximately 22.1% and 19.1%, respectively, of the outstanding units of the fund.); and
- cyber security risk.

INDEX

100% S&P 500 Total Return Index (CAD)

INVESTMENT OBJECTIVE OF THE UNDERLYING FUND

To provide long-term capital growth. It invests primarily in equity securities of U.S. companies in order to provide broad exposure to economic growth opportunities in the U.S. market.

INVESTMENT STRATEGIES OF THE UNDERLYING FUND

The underlying fund's investment process is primarily based on fundamental research, although the portfolio manager will also consider quantitative and technical factors. Stock selection decisions are ultimately based on an understanding of the company, its business and its outlook.

To achieve the underlying fund's objectives, the portfolio manager:

- diversifies the underlying fund across industries within the U.S. market;
- selects companies based on strong management, focused business models and the potential for future growth in earnings and cash flow;
- reviews economic, industry and company-specific information to assess the growth prospects for the company;
- monitors and reviews companies on an ongoing basis to ensure that the best relative values are identified;
- incorporates material ESG factors as part of the investment process to consider issuers' oversight and management of these material ESG factors. See Appendix C, Investment considerations – Responsible investment;
- may use derivatives for hedging purposes to protect against losses or reduce volatility resulting from changes in interest rates, market indices or foreign exchange rates and to reduce the underlying fund's exposure to changes in the value of foreign currencies relative to the Canadian dollar. The portfolio manager will determine the level of currency exposure based on its current view of currency markets;
- may also use derivatives such as options, futures, forward contracts and swaps as a substitute for direct investment;
- may use derivatives in accordance with relief obtained from applicable securities legislation; and
- may enter into securities lending, repurchase and reverse repurchase transactions to generate additional income and/or as a short-term cash management tool.

The underlying fund's portfolio turnover rate may be greater than 70%. The higher a fund's portfolio turnover rate, the greater the chance that a taxable investor may receive an allocation that must be included in income for tax purposes and the higher the trading costs for the fund.

INVESTMENT CATEGORY

U.S. Equity Category

INVESTMENT OBJECTIVE OF THE FUND

To provide long-term capital growth. The Fund may achieve its investment objective by investing either directly in securities of issuers or indirectly through one or more underlying funds. The Fund currently invests substantially all of its assets in the underlying fund identified below but may invest in a substantially similar underlying fund or in securities in the future.

CURRENT UNDERLYING FUND

RBC QUBE Low Volatility U.S. Equity Fund

INVESTMENT RISKS

- quantitative investment strategy risk;
- market risk;
- foreign investment risk;
- currency risk;
- liquidity risk;
- specialization risk;
- ESG integration risk;
- derivative risk;
- multiple series risk;
- securities lending, repurchase and reverse repurchase transaction risks;
- large investor risk; and
- cyber security risk.

INDEX

100% S&P Composite 1500 Total Return Index (CAD)

INVESTMENT OBJECTIVE OF THE UNDERLYING FUND

To provide long-term capital growth. The fund invests primarily in equity securities of U.S. companies using a quantitative investment approach. The fund seeks to achieve a reduced level of volatility of returns as compared to the broader U.S. equity market.

INVESTMENT STRATEGIES OF THE UNDERLYING FUND

The fund is managed using a quantitative investment model designed to select individual stocks while controlling portfolio-level risk. This involves building a portfolio that maximizes exposure to factors associated with outperformance, while controlling for exposure to risk factors.

To achieve the fund's objectives, the portfolio manager:

- invests primarily in equity securities of U.S. companies;
- diversifies the fund across industries within the U.S. market;
- uses a quantitative investment process that:

- seeks to exploit both informational and behavioural opportunities in the market;
- evaluates companies across multiple factors on securities selection;
- maximizes exposure to factors that our research shows are associated with outperformance, such as quality and growth, while controlling for exposure to risk factors, such as company specific risks or risks associated with being included in a particular sector. Our quantitative investment process assesses these factors by considering both traditional measures derived from financial statements, as well as historical security performance data; and
- seeks to achieve a reduced level of volatility as compared to the broader U.S. equity market through both security selection (i.e., selecting securities that are expected to be less volatile than the average volatility of such market) and portfolio construction (i.e., building a portfolio with security and sector weights designed to minimize the absolute volatility of the total portfolio). This will be accomplished through a quantitative investment process, which uses fundamental financial data about a company as well as measures of historical volatility;
- will monitor and review the fund on an ongoing basis;
- may invest no more than 25% of its assets in non-U.S. securities;
- incorporates material ESG factors as part of the investment process to consider issuers' oversight and management of these material ESG factors. See Appendix C, Investment considerations – Responsible investment;
- may use derivatives for hedging purposes to protect against losses or reduce volatility resulting from changes in interest rates, market indices or foreign exchange rates;
- may also use derivatives such as options, futures, forward contracts and swaps as a substitute for direct investment or to generate income;
- may use derivatives in accordance with relief obtained from applicable securities legislation; and
- may enter into securities lending, repurchase and reverse repurchase transactions to generate additional income and/or as a short-term cash management tool.

The fund's portfolio turnover rate may be greater than 70%. The higher a fund's portfolio turnover rate, the greater the chance that a taxable investor may receive a distribution that must be included in income for tax purposes and the higher the trading costs for the fund.

INVESTMENT CATEGORY

U.S. Equity

INVESTMENT OBJECTIVE OF THE FUND

To provide a long-term total return consisting of capital growth and current income. The Fund may achieve its investment objective by investing either directly in securities of issuers or indirectly through one or more underlying funds. The Fund currently invests substantially all of its assets in the underlying fund identified below but may invest in a substantially similar underlying fund or directly in securities in the future.

CURRENT UNDERLYING FUND

RBC O'Shaughnessy U.S. Value Fund

INVESTMENT RISKS

- market risk;
- foreign investment risk;
- currency risk;
- specialization risk;
- ESG integration risk;
- derivative risk;
- multiple series risk;
- securities lending, repurchase and reverse repurchase transaction risks;
- large investor risk; and
- cyber security risk.

INDEX

100% Russell 1000 Value Total Return Net Index (hedged to CAD)

INVESTMENT OBJECTIVE OF THE UNDERLYING FUND

To provide a long-term total return, consisting of capital growth and current income. The Fund invests primarily in equity securities of U.S. companies based on Strategy Indexing[†], an investment portfolio management model developed in 1995 by Jim O'Shaughnessy. Strategy Indexing is a rigorous and disciplined approach to stock selection based on characteristics associated with above average returns over long periods of time. Stocks, including American Depositary Receipts (ADRs), are bought and held over the course of each year, with no attempt to "time the markets."

INVESTMENT STRATEGIES OF THE UNDERLYING FUND

To achieve the underlying fund's objectives, the portfolio manager:

- employs a proprietary quantitative approach to security selection based on research and analysis of historical data;
- screens securities using a factor-based model for attractive value, growth and quality characteristics;
- screens securities based on financial and governance risk factors; and
- through ongoing quantitative research, may modify the criteria with the goal of better achieving the strategy's objective, as described below.

The U.S. Value Strategy:

Selects securities on the basis of several "factors," which may include but are not limited to:

- Valuation. Valuation is based on a variety of measures, which may include but are not limited to a company's market capitalization ratios and financial statement metrics, such as price to sales and price to earnings.

- **Momentum.** Momentum is based on a variety of measures, which may include but are not limited to six-month total return and nine-month total return.
- **Return of Capital to Shareholders.** Return of Capital is based on a variety of measures, which may include but are not limited to dividends and buybacks.

Other criteria, such as each company's overall balance sheet or earnings quality, may also be used in determining the attractiveness of a security. The U.S. Value Strategy selects securities in the portfolio that generally meet certain market capitalization and liquidity thresholds.

The Portfolio Manager:

- may use derivatives for hedging purposes to protect against losses or reduce volatility resulting from changes in interest rates, market indices or foreign exchange rates. The Fund hedges against fluctuations in the U.S. dollar to minimize exposure to changes of the U.S. dollar relative to the Canadian dollar;
- may use derivatives in accordance with relief obtained from applicable securities legislation;
- may enter into securities lending, repurchase and reverse repurchase transactions to generate additional income and/or as a short-term cash management tool; and
- buys and sells securities throughout the year based on sales and redemptions by investors.

Securities may be sold upon periodic rebalancing of the fund's portfolio. The portfolio manager considers the same factors as it would when evaluating a security for purchase and generally sells securities when they no longer meet the criteria.

During the course of the year, the strategy may remove names from the portfolio based on "red flag" events. Examples include, but are not limited to, M&A activity, financial restatement, failure to certify financial statements.

Governance considerations are incorporated at multiple points within the investment process. When constructing the fund's investment universe, the portfolio manager excludes stocks with poor governance and tilts towards those with strong governance. Governance considerations are also applied when rebalancing the fund's portfolio. The portfolio manager has created its own proprietary quantitative ranking system, composites and data pipelines to assess governance based on financial data that corresponds to financing difficulties, debt covenant concerns, revenue and expense recognition, and asset-liability valuation.

The underlying fund's portfolio turnover rate may be greater than 70%. The higher a fund's portfolio turnover rate, the greater the chance that a taxable investor may receive an allocation that must be included in income for tax purposes and the higher the trading costs for the underlying fund.

INVESTMENT CATEGORY

International Equity

INVESTMENT OBJECTIVE OF THE FUND

To provide a long-term total return consisting of capital growth and current income. The Fund may achieve its investment objective by investing either directly in securities of issuers or indirectly through one or more underlying funds. The Fund currently invests substantially all of its assets in the underlying fund identified below but may invest in a substantially similar underlying fund or directly in securities in the future.

CURRENT UNDERLYING FUND

RBC O'Shaughnessy International Equity Fund

INVESTMENT RISKS

- market risk;
- foreign investment risk;
- currency risk;
- liquidity risk;
- small-cap risk;
- ESG integration risk;
- derivative risk;
- multiple series risk;
- securities lending, repurchase and reverse repurchase transaction risks;
- large investor risk; and
- cyber security risk.

The underlying fund intends to adhere to its investment strategy despite any adverse developments concerning an issuer, an industry, the economy or the stock market generally. This could result in substantial losses to the underlying fund, as negative conditions can develop that affect a stock's price, and those conditions can get worse during the year.

INDEX

100% MSCI EAFE Total Return Net Index (CAD)

INVESTMENT OBJECTIVE OF THE UNDERLYING FUND

To provide a long-term total return, consisting of capital growth and current income. The fund invests primarily in equity securities of companies outside North America based on Strategy Indexing[†], an investment portfolio management model developed in 1995 by Jim O'Shaughnessy. Strategy Indexing is a rigorous and disciplined approach to stock selection based on characteristics associated with above average returns over long periods of time. Stocks, including American Depositary Receipts (ADRs), are bought and held over the course of each year, with no attempt to "time the markets."

INVESTMENT STRATEGIES OF THE UNDERLYING FUND

To achieve the fund's objectives, the portfolio manager:

- employs a proprietary quantitative approach to security selection based on research and analysis of historical data;
- screens securities using a factor-based model for attractive value, growth and quality characteristics;
- screens securities based on financial and governance risk factors; and
- through ongoing quantitative research, may modify the criteria with the goal of better achieving each strategy's objective as described below.

The International Value Strategy:

Selects securities on the basis of several "factors," which may include but are not limited to:

- Valuation. Valuation is based on a variety of measures, which may include but are not limited to a company's market capitalization ratios and financial statement metrics, such as price to sales and price to earnings.

- Momentum. Momentum is based on a variety of measures, which may include but are not limited to six-month total return and nine-month total return.
- Return of Capital to Shareholders. Return of Capital is based on a variety of measures, which may include but are not limited to dividends and buybacks.

Other criteria, such as each company's overall balance sheet or earnings quality, may also be used in determining the attractiveness of a security. The International Strategy selects securities in the portfolio that generally meet certain market capitalization and liquidity thresholds.

Country and sector exposure is the result of stock selection. As a result, the underlying fund may be significantly underweight or overweight in countries or sectors relative to appropriate world indices.

The portfolio manager:

- may invest in ADRs in order to reduce the complexity of cross-border transactions;
- in order to limit transaction costs, may use index participation units and derivatives, such as futures, for non-hedging purposes to equitize cash positions for short periods of time;
- will not hedge foreign currency exposure back to Canadian dollars;
- may enter into securities lending, repurchase and reverse repurchase transactions to generate additional income and/or as a short-term cash management tool; and
- buys and sells securities throughout the year based on sales and redemptions by investors.

Securities may be sold upon periodic rebalancing of the Fund's portfolio. The portfolio manager considers the same factors as it would when evaluating a security for purchase and generally sells securities when they no longer meet the criteria.

During the course of the year, the strategy may remove names from the portfolio based on "red flag" events. Examples include, but are not limited to, M&A activity, financial restatement, failure to certify financial statements.

Governance considerations are incorporated at multiple points within the investment process. When constructing the fund's investment universe, the portfolio manager excludes stocks with poor governance and tilts towards those with strong governance. Governance considerations are also applied when rebalancing the fund's portfolio. The portfolio manager has created its own proprietary quantitative ranking system, composites and data pipelines to assess governance based on financial data that corresponds to financing difficulties, debt covenant concerns, revenue and expense recognition, and asset-liability valuation.

The underlying fund's portfolio turnover rate may be greater than 70%. The higher a fund's portfolio turnover rate, the greater the chance that a taxable investor may receive an allocation that must be included in income for tax purposes and the higher the trading costs for the underlying fund.

INVESTMENT CATEGORY

International Equity

INVESTMENT OBJECTIVE OF THE FUND

To provide long-term total returns consisting of dividend income and capital growth. The Fund may achieve its investment objective by investing either directly in securities of issuers or indirectly through one or more underlying funds. The Fund currently invests substantially all of its assets in the underlying fund identified below but may invest in a substantially similar underlying fund or in securities in the future.

CURRENT UNDERLYING FUND

RBC Emerging Markets Dividend Fund

INVESTMENT RISKS

- market risk;
 - foreign investment risk;
 - currency risk;
 - specialization risk;
 - liquidity risk;
 - small-cap risk;
- ESG integration risk:
- derivative risk;
 - multiple series risk;
 - securities lending, repurchase and reverse repurchase transaction risks;
 - large investor risk (As at May 31, 2023, RBC Select Balanced Portfolio, RBC Select Growth Portfolio and RBC Emerging Markets Multi-Strategy Equity Fund held approximately 19.3%, 14.7% and 10.7%, respectively, of the outstanding units of the fund.);
 - risk that ETF Series units will trade at prices other than net asset value per ETF Series unit;
 - risk of no active market for the ETF Series units; and
 - cyber security risk.

INDEX

100% MSCI Emerging Markets Total Return Net Index (CAD)

INVESTMENT OBJECTIVE OF THE UNDERLYING FUND

To provide long-term total returns consisting of dividend income and capital growth. The underlying fund invests primarily in equity securities of companies located or active in emerging markets with above average dividend yields.

INVESTMENT STRATEGIES OF THE UNDERLYING FUND

To achieve the underlying fund's objectives, the portfolio manager:

- primarily selects equity securities of companies with above average dividend yields located or active in emerging market countries, including, but not limited to, China, Brazil, South Korea, Taiwan, India, South Africa, Russia, Mexico, Peru, Malaysia, Indonesia, Turkey, Chile, Thailand and Poland;
- assesses the economic outlook for each emerging market region, including expected growth, market valuations and economic trends;
- diversifies the fund by sector and emerging market country to help reduce risk;
- employs a number of valuation methods to determine share price;
- selects individual stocks based on the intrinsic value of each company, liquidity considerations and overall portfolio risk;
- may invest up to 10% of the underlying fund's assets in units of other underlying mutual funds managed by RBC GAM or an affiliate that are consistent with the investment objectives of the fund. Investments in money market funds managed by RBC GAM or an affiliate are not subject to the 10% limit as permitted under NI 81-102;

- incorporates material ESG factors as part of the investment process to consider issuers' oversight and management of these material ESG factors. See Appendix C, Investment considerations – *Responsible investment*;
- may use derivatives for hedging purposes to protect against losses or reduce volatility resulting from changes in interest rates, market indices or foreign exchange rates and to reduce the Fund's exposure to changes in the value of foreign currencies relative to the Canadian dollar. The portfolio manager will determine the level of currency exposure based on its current view of currency markets;
- may also use derivatives such as options, futures, forward contracts and swaps as a substitute for direct investment;
- may use derivatives in accordance with relief obtained from applicable securities legislation;
- may enter into securities lending, repurchase and reverse repurchase transactions to generate additional income and/or as a short-term cash management tool.

The fund's portfolio turnover rate may be greater than 70%. The higher a fund's portfolio turnover rate, the greater the chance that a taxable investor may receive a distribution that must be included in income for tax purposes and the higher the trading costs for the fund.

The fund's investment strategies involve the active and frequent trading of portfolio securities. We may depart temporarily from the fund's fundamental investment objectives as a result of an adverse market, economic, political or other considerations. In these circumstances, we may, as a temporary defensive tactic, increase the fund's holdings of cash or short-term money market securities.

INVESTMENT CATEGORY

Global Equity

INVESTMENT OBJECTIVE OF THE FUND

To provide long-term capital growth. The Fund may achieve its investment objective by investing either directly in securities of issuers or indirectly through one or more underlying funds. The Fund currently invests substantially all of its assets in the underlying fund identified below but may invest in a substantially similar underlying fund or directly in securities in the future.

CURRENT UNDERLYING FUND

RBC Global Dividend Growth Fund

INVESTMENT RISKS

- market risk;
- currency risk;
- foreign investment risk;
- liquidity risk;
- ESG integration risk:
 - derivative risk;
 - multiple series risk;
 - small-cap risk;
 - securities lending, repurchase and reverse repurchase transaction risks;
 - large investor risk (As at May 31, 2023, RBC Select Balanced Portfolio and RBC Select Growth Portfolio held approximately 32.5% and 13.7%, respectively, of the outstanding units of the fund.); and
 - cyber security risk.

INDEX

100% MSCI World Total Return Net Index (CAD)

INVESTMENT OBJECTIVE OF THE UNDERLYING FUND

To provide long-term capital growth. It invests primarily in equity securities of a diversified mix of companies operating in various countries around the world across a range of sectors.

INVESTMENT STRATEGIES OF THE UNDERLYING FUND

The underlying fund's investment process is primarily based on fundamental research, although the portfolio manager will also consider quantitative and technical factors. Stock selection decisions are ultimately based on an understanding of the company, its business and its outlook.

The portfolio advisor is supported by its Global Sector Team, which comprises a team of portfolio managers and research analysts focusing on the global investment environment. The team analyzes factors unique to companies in each sector, providing global research capabilities to support the stock selection process.

- The underlying fund seeks to invest in the best investment ideas from across a range of sectors;
- The stock selection is driven by a disciplined process of qualitative business appraisal and quantitative valuations;
- Companies are selected based on key attributes, including:
 - ability to grow their dividends over time;
 - sustainable competitive advantage and attractive industry dynamics;
 - excess long-term growth due to their strong competitive position;
 - high and sustainable profitability;
 - sound financial position;
 - strong management team, corporate governance and shareholder orientation;
 - attractive relative value; and
 - sustainable, clear and attractive dividend policy;

- The underlying fund invests in a focused list of companies, but will diversify across sectors;
- The underlying fund will focus on mid- to large-cap stocks, but may also invest in smaller companies;
- Overall portfolio risk is managed by assessing the expected performance and volatility of each investment held by the underlying fund relative to other securities in the benchmark;
- The underlying fund may also hold cash and fixed-income securities;
- The underlying fund may invest in American Depository Receipts (ADRs) in order to efficiently add global exposure and reduce the complexity of cross-border transactions. ADRs do not eliminate the currency risk or foreign investment risk associated with an investment in a foreign company;
- The underlying fund may invest up to 10% of the underlying fund's assets in units of other underlying mutual funds managed by RBC GAM or an affiliate that are consistent with the investment objectives of the fund. Investments in money market funds managed by RBC GAM or an affiliate are not subject to the 10% limit as permitted under NI 81-102;
- The portfolio manager incorporates material ESG factors as part of the investment process to consider issuers' oversight and management of these material ESG factors;
- The underlying fund may use derivatives for hedging purposes to protect against losses or reduce volatility resulting from changes in interest rates, market indices or foreign exchange rates and to reduce the fund's exposure to changes in the value of foreign currencies relative to the Canadian dollar. The portfolio manager will determine the level of currency exposure based on its current view of currency markets;
- The underlying fund may also use derivatives such as options, futures, forwards and swaps for non-hedging purposes as a substitute for direct investment;
- The underlying fund may use derivatives in accordance with relief obtained from applicable securities legislation;
- The underlying fund may enter into securities lending, repurchase and reverse repurchase transactions to generate additional income and/or as a short-term cash management tool.

The fund may invest up to 10% of its net asset value in securities issued by a single German ETF and up to 20% of its net asset value in securities issued by German ETFs in aggregate, and up to 10% of its net asset value in securities issued by a single UK Listed ETF and up to 20% of its net asset value in securities issued by UK Listed ETFs in aggregate, pursuant to the exemptive relief set out in *Regulatory relief from investment restrictions*.

INVESTMENT CATEGORY

Global Equity

INVESTMENT OBJECTIVE OF THE FUND

To provide long-term capital growth. The Fund may achieve its investment objective by investing either directly in securities of issuers or indirectly through one or more underlying funds. The Fund currently invests substantially all of its assets in the underlying fund identified below but may invest in a substantially similar underlying fund or in securities in the future.

CURRENT UNDERLYING FUND

RBC Global Equity Fund

INVESTMENT RISKS

- market risk;
- currency risk;
- foreign investment risk;
- liquidity risk;
- ESG integration risk;
- derivative risk;
- multiple series risk;
- small-cap risk;
- securities lending, repurchase and reverse repurchase transaction risks;
- large investor risk (As at May 31, 2023, RBC Select Conservative Portfolio and RBC Select Very Conservative Portfolio held approximately 35.0% and 13.5%, respectively, of the outstanding units of the fund.); and
- cyber security risk.

INDEX

100% MSCI World Total Return Net Index (CAD)

INVESTMENT OBJECTIVE OF THE UNDERLYING FUND

To provide long-term capital growth. The underlying fund invests primarily in equity securities of a diversified mix of companies operating in various countries around the world across a range of sectors.

INVESTMENT STRATEGIES OF THE UNDERLYING FUND

To achieve the underlying fund's objectives, the portfolio manager:

- invests in a diversified mix of companies operating in countries around the world, across a range of sectors;
- assesses the economic outlook for regions throughout the world, including expected growth, market valuations and economic trends;
- reviews economic, industry and company-specific information to assess the growth prospects for the company;
- seeks companies that offer the best relative value on a risk-reward basis, with a focus on companies offering superior growth;
- monitors and reviews companies on an ongoing basis to ensure that the best relative values are identified;
- may invest in mid- to large-cap stocks, but may also invest in smaller companies;
- manages the overall portfolio risk by assessing the expected performance and volatility of each investment held by the fund relative to other securities held by the fund;
- may also hold cash and fixed-income securities to protect value in certain market conditions;

- may invest in American Depositary Receipts (ADRs) in order to efficiently add global exposure and reduce the complexity of cross-border transactions. ADRs do not eliminate the currency risk or foreign investment risk associated with an investment in a foreign company;
- may invest up to 10% of the underlying fund's assets in units of other mutual funds managed by RBC GAM or an affiliate that are consistent with the investment objectives of the fund. Investments in money market funds managed by RBC GAM or an affiliate are not subject to the 10% limit as permitted under NI 81-102;
- incorporates material ESG factors as part of the investment process to consider issuers' oversight and management of these material ESG factors. See Appendix C, Investment considerations – *Responsible investment*;
- may use derivatives for hedging purposes to protect against losses or reduce volatility resulting from changes in interest rates, market indices or foreign exchange rates and to reduce the fund's exposure to changes in the value of foreign currencies relative to the Canadian dollar. The portfolio manager will determine the level of currency exposure based on its current view of currency markets;
- may also use derivatives such as options, futures, forwards and swaps for non-hedging purposes as a substitute for direct investment;
- may use derivatives in accordance with relief obtained from applicable securities legislation; and
- may enter into securities lending, repurchase and reverse repurchase transactions to generate additional income and/or as a short-term cash management tool.

The fund may invest up to 10% of its net asset value in securities issued by a single German ETF and up to 20% of its net asset value in securities issued by German ETFs in aggregate, and up to 10% of its net asset value in securities issued by a single UK Listed ETF and up to 20% of its net asset value in securities issued by UK Listed ETFs in aggregate, pursuant to the exemptive relief set out in *Regulatory relief from investment restrictions*.

INVESTMENT CATEGORY

International and Global Equity Category

INVESTMENT OBJECTIVE OF THE FUND

To provide long-term capital growth. The Fund may achieve its investment objective by investing either directly in securities of issuers or indirectly through one or more underlying funds. The Fund currently invests substantially all of its assets in the underlying fund identified below but may invest in a substantially similar underlying fund or in securities in the future.

CURRENT UNDERLYING FUND

RBC QUBE Low Volatility Global Equity Fund

INVESTMENT RISKS

- quantitative investment strategy risk;
- market risk;
- foreign investment risk;
- currency risk;
- liquidity risk;
- specialization risk;
- ESG integration risk
- derivative risk;
- multiple series risk;
- securities lending, repurchase and reverse repurchase transaction risks;
- large investor risk; and
- cyber security risk.

INDEX

100% MSCI World Total Return Net Index (CAD)

INVESTMENT OBJECTIVE OF THE UNDERLYING FUND

To provide long-term capital growth. The fund invests primarily in equity securities of companies throughout the world using a quantitative investment approach. The fund seeks to achieve a reduced level of volatility of returns as compared to the broader global equity market.

INVESTMENT STRATEGIES OF THE UNDERLYING FUND

The fund is managed using a quantitative investment model designed to select individual stocks while controlling portfolio-level risk. This involves building a portfolio that maximizes exposure to factors associated with outperformance, while controlling for exposure to risk factors.

To achieve the fund's objectives, the portfolio manager:

- primarily invests in equity securities of companies operating in countries around the world;
- diversifies the fund across industries within the global market;
- uses a quantitative investment process that:
 - seeks to exploit both informational and behavioural opportunities in the market;
 - evaluates companies across multiple factors on securities selection; and
 - maximizes exposure to factors that our research shows are associated with outperformance, such as quality and growth, while controlling for exposure to risk factors, such as company specific risks or risks associated with being included in a particular sector. Our quantitative investment process assesses these factors by considering both traditional measures derived from financial statements, as well as historical security performance data;

- seeks to achieve a reduced level of volatility as compared to the broader global equity market through both security selection (i.e., selecting securities that are expected to be less volatile than the average volatility of such market) and portfolio construction (i.e., building a portfolio with security and sector weights designed to minimize the absolute volatility of the total portfolio). This will be accomplished through a quantitative investment process, which uses fundamental financial data about a company as well as measures of historical volatility;
- will monitor and review the fund on an ongoing basis;
- incorporates material ESG factors as part of the investment process to consider issuers' oversight and management of these material ESG factors. The investment team has the discretion to restrict or reduce exposure to issuers with poor ESG practices.
- may use derivatives for hedging purposes to protect against losses or reduce volatility resulting from changes in interest rates, market indices or foreign exchange rates;
- may also use derivatives such as options, futures, forward contracts and swaps as a substitute for direct investment or to generate income;
- may use derivatives in accordance with relief obtained from applicable securities legislation; and
- may enter into securities lending, repurchase and reverse repurchase transactions to generate additional income and/or as a short-term cash management tool.

The fund's portfolio turnover rate may be greater than 70%. The higher a fund's portfolio turnover rate, the greater the chance that a taxable investor may receive a distribution that must be included in income for tax purposes and the higher the trading costs for the fund.

INDIVIDUAL VARIABLE ANNUITY CONTRACT

RBC Life Insurance Company is the sole issuer of this individual variable annuity contract and the guarantor of any guarantee provisions contained herein.

RBC LIFE INSURANCE COMPANY

November 2023

Subject to any applicable Death Benefit Guarantee and Maturity Guarantee, any amount that is allocated to a segregated fund is invested at the risk of the contractholder and may increase or decrease in value.

This policy contains a provision removing or restricting the right of the insured to designate persons to whom or for whose benefit insurance money is to be payable (where applicable).

In this individual variable annuity contract (the “Contract”), “you” and “your” mean the Owner of the Contract. “We,” “our,” “us” and “RBC Life” mean RBC Life Insurance Company, which was amalgamated under the *Insurance Companies Act* (Canada) on July 3, 2000. RBC Life’s head office is located at 6880 Financial Drive, Tower 1, Mississauga, Ontario L5N 7Y5. In addition, the following capitalized words and phrases have the meanings given to them below.

Administrative Rules means the rules, policies and procedures we establish from time to time to administer your Contract. We may change our Administrative Rules from time to time without notice to you. Administrative Rules, which may differ from rules that would otherwise apply to your Contract, may apply to transaction instructions communicated to us under different service initiatives. The Administrative Rules are those which are in effect at the time the Administrative Rules are being applied.

Aggregate Unit Value means, in respect of a Guarantee Amount, the sum of the Unit Values of all Units in the Funds of the corresponding series you are investing in, credited to your Contract for that Policy Year.

Anniversary Date is the yearly anniversary of your initial Deposit to your Contract. Anniversary Dates occur every year on the same date. If you reset your Deposit Guarantees under Section 7.5 for your Series 2 Deposits, the Anniversary Date for all your Series 2 Deposits will be measured from the Reset Date.

Annuitant means the person you appoint under Section 2.4 on whose life the Deposit Guarantees and Annuity Payments of your Contract are based and upon whose death the death benefit is payable. If a Successor Annuitant is appointed under Section 2.4 and is predeceased by the Annuitant, the Successor Annuitant will become the Annuitant at that time unless Annuity Payments have commenced.

Annuity Payments means annual payments of equal amounts that will be paid on the last day of each calendar year (or such other day as we determine according to our Administrative Rules) commencing immediately following the occurrence of the events specified in your Contract and ending on the death of the Annuitant.

Closing Decade, except for an RSP, LRSP, LIRA or RLSP Contract, is the 10-year period ending on the Contract Maturity Date for your Contract. There is no Closing Decade for an RSP, LRSP, LIRA or RLSP Contract. When Deposits are made in the Closing Decade, and, when a 10 year guarantee term renews in the Closing Decade, the term to maturity in these two situations will be less than 10 years.

Contract Maturity Date is the last day on which you may have Deposit Guarantees under your Contract. For non-registered, TFSA and RIF Contracts, the Contract Maturity Date is the day when the Annuitant attains age 100. For an RSP, LRSP, LIRA or RLSP Contract, the Contract Maturity Date is December 31 of the year in which the Annuitant attains age 71 (or the latest age to own under the Tax Act). For a LIF or RLIF Contract in New Brunswick, the Contract Maturity Date is December 31 of the year in which the Annuitant attains age 90. For any other LIF, LRIF, PRIF or RLIF Contract, the Contract Maturity Date is when the Annuitant attains age 100. Although RRSP, RLSP and LIRA Contracts cannot be held after December 31 of the year the Annuitant reaches age 71 (or the latest age to own under the Income Tax Act (Canada)), unless you give us alternate instructions, the Contract will be amended to become a RRIF, LIF or other retirement income Contract on that date. For the Invest Series, the Contract Maturity Date used for calculating the Maturity Guarantee will be December 31 of the year the Annuitant reaches either 90 or 100, depending on the Contract Type and provincial legislation. On the Contract Maturity Date, except where your Original RSP Contract is amended to become the Corresponding RIF Contract, (a) all the

Units credited to your Contract will be redeemed and any applicable redemption fees will be deducted, but no withdrawal will occur; and (b) if this Contract is then a non-registered, TFSA, RSP, LIRA, LRSP or RLSP Contract, Annuity Payments will commence.

Correspondence Office means the office at RBC Life Insurance Company, c/o RBC Investor Services Trust, Shareholder Services, 155 Wellington Street West, 3rd Floor, Toronto, Ontario M5V 3L3, or any other location that we might specify to be our Correspondence Office.

Corresponding RIF Contract means the RIF Contract, PRIF Contract, LRIF Contract, LIF Contract or RLIF Contract resulting from an amendment to an RSP Contract, LRSP Contract, LIRA Contract or RLSP Contract according to Section 3.3.4 or Section 3.3.5.

Death Benefit Date means the Valuation Date on which we receive sufficient notification, as determined under our Administrative Rules, of death of (a) the last surviving Annuitant (for a non-registered Contract), (b) the last of the original Annuitant and the Successor Annuitant (for a registered Contract with a Successor Annuitant), or (c) the Annuitant (for a registered Contract with no Successor Annuitant). The death benefit is paid only if the Death Benefit Date occurs before Annuity Payments commence.

Death Benefit Guarantee means our promise in Section 7.4 that, if the death benefit is higher than the sum of the Unit Values on the Death Benefit Date of all Units credited to this Contract, we will credit any guaranteed amounts to your Contract. The Death Benefit Guarantee ends when Annuity Payments commence.

Death Benefit Guarantee Amount means:

- (i) for Invest Series Deposits:
 - (a) 75% of the greater of the Premium Value relating to such Deposits; or
 - (b) the Aggregate Unit Value relating to such Deposits.

(ii) for Series 1 & 2 Deposits:

- (a) for all Deposits made in a Policy Year up to the day prior to the date the Annuitant turns age 80, 100% of the greater of:
 - (1) the Premium Value relating to such Deposits, or
 - (2) the Aggregate Unit Value relating to such Deposits determined as of the most recent Deposit Maturity Date or Reset Date, whichever is later, of such Deposits.
- (b) for all Deposits made in a Policy Year after and including the date the Annuitant turns age 80, 80% of the greater of:
 - (1) the Premium Value relating to such Deposits, or
 - (2) the Aggregate Unit Value relating to such Deposits determined as of the most recent Deposit Maturity Date or Reset Date, whichever is later, of such Deposits.

For all Deposits into any series, the Death Benefit Guarantee Amount is reduced proportionately for any withdrawals.

Deposit means the net amount you paid into the Contract to purchase Units of a Fund after the deduction of any applicable sales charges. For greater certainty, Deposits do not include the top-up amounts described in Section 7.1.

Deposit Guarantees means the amounts that we guarantee to deposit under your Contract on a Deposit Maturity Date (For Series 1 and Series 2) or under the Contract Maturity Date (for Invest Series) under the Maturity Guarantee, and on the death of the last surviving Annuitant under the Death Benefit Guarantee as described in Section 7.1.

Deposit Maturity Date applies to Series 1 and Series 2 Deposits only; is the date on which the Maturity Guarantee is payable in respect of a Deposit; and is determined at the time of the Deposit. Your first Deposit Maturity Date is 10 years after your initial Deposit. Subsequent Deposit Maturity Dates are

every 10 years thereafter and may continue to rollover until you reach the Closing Decade, at which point the term may be less than 10 years. Any Deposits made in the Policy Year are grouped together and share the same Deposit Maturity Date. If you make Deposits in different Policy Years, you will have several different Deposit Maturity Dates.

Invest Series Deposits do not have a Deposit Maturity Date, but a Contract Maturity Date.

Fund means one of the segregated funds offered by RBC Life from time to time under your Contract and which are referred to, as a group, as the RBC Guaranteed Investment Funds.

Fundamental Change to a Fund includes:

- an increase to the annual management fee percentage charged to the Fund;
- an increase to the annual insurance fee limit;
- a change to the fundamental investment objectives of the Fund;
- a decrease in the frequency with which the Fund Units are valued; or
- a Fund closure.

Guarantee Amount means the Maturity Guarantee Amount or the Death Benefit Guarantee Amount, as applicable.

Invest Series Deposit means a Deposit to your Contract for which, at the time of the Deposit, you have selected that it have Invest Series features as described in Section 4.2.

LIF Contract means a RIF Contract registered under the Tax Act which is subject to additional terms applicable to a life income fund under pension standards legislation.

LIRA Contract means an RSP Contract registered under the Tax Act which is subject to additional

terms applicable to a locked-in retirement account under pension standards legislation.

LRIF Contract means a RIF Contract registered under the Tax Act which is subject to additional terms applicable to a locked-in retirement income fund under pension standards legislation.

LRSP Contract means an RSP Contract registered under the Tax Act which is subject to additional terms applicable to a locked-in retirement savings plan under pension standards legislation.

Maturity Guarantee means our promise in Section 7.1 that if a Maturity Guarantee Amount is higher than the Aggregate Unit Value on its Deposit Maturity Date for Series 1 and 2, or on the Contract Maturity Date for the Invest Series, we will credit any top-up amounts to your Contract. All top-ups will be deposited according to our Administrative Rules.

Maturity Guarantee Amount means the amount calculated on the basis of 75% of the Premium Value for all Series on the initial Deposit. For Series 1 and Series 2 Deposits, if you make Deposits in more than one Policy Year, you will have multiple Deposit Maturity Dates, and Premium Values that share the same Anniversary Date. For these Series 1 and Series 2 Deposits, you will also have more than one Maturity Guarantee Amount. For subsequent Maturity Guarantees rollovers, the new Maturity Guarantee Amount will be 75% of the greater of (a) the Premium Value, and (b) the then current Aggregate Unit Value. Your Deposit Maturity Date may continue to roll over until you reach your Contract Maturity Date.

Original RSP Contract means an RSP Contract, LRSP Contract, LIRA Contract or RLSP Contract that is amended to become a RRIF Contract, LRIF Contract, LIF Contract, PRIF Contract or RLIF Contract according to Section 3.3.4 or Section 3.3.5.

Owner means the person who has purchased this Contract. For a non-registered Contract, the Owner may be the Annuitant or a different person, including an individual, a corporation or one or more persons in any form of ownership permitted under applicable laws. Where a non-registered Contract has more than one Owner, the Owners are joint Owners with right of survivorship and we may act on instructions from either joint Owner. For Contracts issued in Quebec, joint ownership is not permitted. If a Successor Owner has been appointed under Section 2.6 and is predeceased by the Owner, the Successor Owner will become the Owner at that time.

PAD means the pre-authorized debit plan we offer from time to time to facilitate making Deposits each month in the same amount.

Policy Year means the 12-month period to which a Deposit is allocated. The first Policy Year begins the date you make your initial Deposit.

Premium Value means the gross amount (sometimes referred to as “premium”) you paid to the Contract before deduction of any applicable sales charges in order to make Deposits in the same Policy Year. All Deposits made in a single Policy Year within the same series will be grouped together and will share the same Deposit Maturity Date. The aggregate amount of those Deposits will establish the Premium Value. The Premium Value is proportionately reduced by withdrawals as described in Section 7.7.

PRIF Contract means a prescribed registered retirement income fund (PRIF). It is a maturity option available for LIRA and pension assets governed under Saskatchewan and Manitoba legislation intended to provide a stream of income at retirement. There is no maximum amount restriction, and the minimum amount is subject to the Tax Act.

Reset Date is the date that you reset the Deposit Guarantees for your Series 2 Deposits pursuant to Section 7.5.

RIF Contract means a Contract registered under the Tax Act as a retirement income fund.

RIF Minimum Amount means the minimum amount as defined in subsection 146.3(1) of the Tax Act.

RLIF Contract means a federally regulated LIF Contract registered under the Tax Act which is subject to additional terms applicable to a life income fund under the pension standards legislation.

RLSP Contract means a federally regulated locked-in RSP Contract registered under the Tax Act which is subject to additional terms applicable to a locked-in retirement account under the pension standards legislation.

RSP Contract means a Contract registered under the Tax Act as a retirement savings plan and includes a spousal RSP Contract.

Section means the applicable provision of this Contract unless expressly stated otherwise.

Series 1 Deposit means a Deposit to your Contract for which, at the time of the Deposit, you have selected that it have Series 1 features as described in Section 4.2, or for which you have failed to advise us of your selection. You cannot have both Series 1 Deposits and Series 2 Deposits in the same RBC GIF Contract.

Series 2 Deposit means a Deposit to your Contract for which, at the time of the Deposit, you have selected that it have Series 2 features, as described in Section 4.2. You cannot have both Series 2 Deposits and Series 1 Deposits in the Contract.

Successor Annuitant means a person appointed to take the place of Annuitant upon the death of the original Annuitant as contemplated by Section 2.4.

Successor Owner means the person(s), if any, you appoint under Section 2.6 to be the Successor Owner of this Contract and who, in the Province of Quebec, is referred to as a subrogated policyholder. In the circumstances described in Section 7.1, a spouse or common-law partner also can become a Successor Owner.

Tax Act means the *Income Tax Act* (Canada).

TFSA Contract means a type of registered savings plan (effective 2009) which allows a maximum annual non-deductible contribution as prescribed by CRA. Any capital gains and other investment income earned in this Contract and any withdrawals from this Contract will not be taxed.

Total Contract Value means the amount determined according to Section 9.1.

Unit Value means the amount we determine under Section 8.3 to be the net asset value of a Unit of the relevant Fund and, when referring to more than one Unit, means the sum of the Unit Values of all such Units in the Fund.

Units means notional participation interests in a Fund and includes fractional Units.

Valuation Date means every day that the principal exchange is open for trading and a value is available for the assets of the relevant Fund. The Toronto Stock Exchange currently is the principal exchange used for purposes of determining the Valuation Dates. We reserve the right to change the principal exchange to another exchange. All transactions affecting this Contract are processed on a Valuation Date. See Section 9.2.

Your Contract is made up of this individual variable annuity contract and includes the terms of the Contract, the application form you completed, any endorsements which accompany your Contract and any amendments thereto.

The following information in the Fund Facts also forms part of your Contract: the name of the Contract and the segregated fund, the management expense ratio and other fees and expenses, the risk disclosure and the right to cancel.

The Fund Facts information is accurate and complies with the requirements of the Canadian Life and Health Insurance Association (CLHIA) G2 Guideline and the Autorité des marchés financiers Guideline, "Individual Variable Insurance Contracts Relating to Segregated Funds," as of the date the information was prepared. The remedies for any errors in Fund Facts information will include any reasonable measures by RBC Life Insurance Company to correct the error but will not entitle you to specific performance under the Contract.

We will not be bound by any amendment to this Contract made by you or your representative unless it is agreed to in writing and signed by our president or one of our vice-presidents.

RBC Life reserves the right to amend the Contract at any time without prior written notice to the Contract Owner should any legislative, governmental, regulatory or judicial authority having jurisdiction change the law or impose requirements which affect the Contract.

We will provide the Contract Owner with a copy of any amendment made. We may also provide you with additional investment choices within your Contract that have different contractual provisions, such as different Maturity or Death Benefit Guarantee levels. In this event, the provisions of your Contract may be amended to permit you to utilize the additional investment choices. If you initiate a transaction using the new investment choice, you

agree to the terms of the amendment, which will form part of your Contract.

This Contract is available as a non-registered Contract, or you may request that we apply for registration of your Contract under the Tax Act as an RSP, LRSP, LIRA, RLSP, RIF, LIF, LRIF, PRIF, RLIF or TFSA or other Canada Revenue Agency registered contracts that may become available under legislation and that is offered by us within this Contract.

If you request that your Contract be registered, the relevant endorsements will be provided and will form part of your Contract, and the terms of the endorsements, where applicable, will override any conflicting provisions of your Contract.

We have the right to limit the number of Contracts owned by you by refusing to accept subsequent applications for the same type of registered or non-registered Contract.

This Contract does not participate in RBC Life's profits or surplus. The Owner does not have the rights of a participating policyholder including eligibility for policy dividends or the right to receive notice of RBC Life's annual meetings or the right to vote at them.

Every action or proceeding against an insurer for the recovery of insurance money payable under the Contract is absolutely barred unless commenced within the time set out in the Insurance Act (for actions or proceedings governed by the laws of Alberta and British Columbia), The Insurance Act (for actions or proceedings governed by the laws of Manitoba), the Limitations Act, 2002 (for actions or proceedings governed by the laws of Ontario), or in other applicable legislation in your province of residence. For those actions or proceedings governed by the laws of Quebec, the prescriptive period is set out in the Quebec Civil Code.

2.1 EFFECTIVE DATE

The effective date of your Contract is the Valuation Date by which we have both (a) received your first Deposit, and (b) determined that the initial Contract set-up criteria have been met, as we determine according to our Administrative Rules. Delivery of a sample form of Contract does not constitute acceptance by RBC Life of your purchase of the Contract. We will send you a confirmation notice of the effective date of your Contract. Any endorsement or amendment that may be required will be sent to you and will form part of your Contract.

2.2 CURRENCY

All payments to or by us will be in Canadian dollars.

2.3 OWNERSHIP

You may exercise every right as the Owner of this Contract, subject to any limitation provided by law. Your rights may be restricted if a beneficiary has been appointed irrevocably or is your spouse or another person with special status in law, or if this Contract has been hypothecated or assigned as collateral security.

2.4 ANNUITANT

The Annuitant is the person on whose life the Deposit Guarantees and Annuity Payments of your Contract are based and upon whose death the death benefit is payable. You may appoint a Successor Annuitant. The Successor Annuitant will replace a deceased Annuitant unless Annuity Payments have commenced. If you have a Successor Annuitant named under your Contract who is still alive on the death of the Annuitant, no death benefit will be payable until the death of the last surviving Annuitant.

Once a Successor Annuitant has been appointed, he or she may only be removed if:

- 1) all of the Aggregate Unit Values are not less than their respective Death Benefit Guarantee Amounts on the date of removal; or

- 2) that Successor Annuitant is your spouse or common-law partner, or former spouse or common-law partner, and there exists a decree, order or judgment of a competent tribunal, or a written separation agreement, relating to a division of property between you and your spouse or common-law partner, or former spouse or common-law partner, in settlement of rights arising out of, or on the breakdown of, your marriage or common-law partnership.

2.5 BENEFICIARY

You may designate a beneficiary or beneficiaries to receive any amounts payable under this Contract after the Annuitant's death. So far as the law allows, you may change or revoke the beneficiary appointment. If the appointment is irrevocable, you will not be permitted to change or revoke it without the beneficiary's consent. Any appointment of a beneficiary, or any change or revocation of such an appointment, unless otherwise permitted by law, must be made in writing and will be effective as of the date of signing. We will not be bound by any appointment, change or revocation which has not been received at our Correspondence Office before the date we make any payment or take any action under this Contract. Your information relating to any appointment of a beneficiary, or any change to or revocation of such an appointment, will be immediately forwarded by our Correspondence Office to, and filed with, our head office. We assume no responsibility for the validity or effect of any appointment or change or revocation. Any death benefits payable can be used to purchase a non-commutable payout annuity by selecting the annuity settlement option for one or more of your beneficiaries. The type of annuity is selected by you for your beneficiary at the time of the election and is subject to legislative requirements and minimum/maximum purchase ages and purchase amounts at the time of the transfer. If the beneficiary does not meet the minimum requirements at the time of the transfer, the death benefit will be paid out according to our Administrative Rules.

If there is no surviving beneficiary at the time of the Annuitant's death, which results in a death benefit being payable, any amount payable will be paid to the Owner if the Owner is not the Annuitant, and otherwise to the Owner's estate. If a Successor Owner has been named, the Successor Owner will become the Owner on the death of the original Owner.

In the event of a dispute concerning who is legally authorized to apply for and accept receipt of any amounts payable under this Contract, we are entitled to either apply to the court for directions or to pay the Contract proceeds into court and, in either case, fully recover any legal costs we incur in this regard as expenses. We are authorized to release any information about the Contract and any amounts payable hereunder, after your death, to either your estate or your designated beneficiary, or both, as we deem advisable.

2.6 SUCCESSOR OWNER

If you are not the Annuitant, you may appoint one or more Successor Owners for non-registered Contracts. A Successor Owner may exercise the rights of the Owner of this Contract after your death. If you appoint a Successor Annuitant for TFSA Contracts, that person is also the Successor Owner.

2.7 SERVICE INITIATIVES

Throughout this Contract, we ask you to send us written instructions in order to effect certain transactions. Over time, we may introduce service initiatives which allow you to issue non-written instructions to us. Such non-written instructions will be binding to the same extent as if they had been provided in writing.

2.8 CONTRACT TERMINATION

You may terminate this Contract at any time before Annuity Payments commence by requesting a withdrawal of the full value of your contract. The Units of all Funds credited to your contract will be redeemed. Termination of this Contract is subject to any applicable redemption fees, short-term trading fees and our Administrative Rules. When you request termination of this Contract, you must elect one of the following options:

- a) you may choose to apply the Total Contract Value, less any applicable fees, towards the purchase of an annuity we then offer in accordance with applicable legislation; or
- b) you may elect to receive the Total Contract Value, less any applicable fees, in cash (subject to applicable legislation); or
- c) you may elect another method of settlement which we are then offering.

If this is an LRSP, LIRA, LRIF, RLSP, LIF, PRIF or RLIF Contract and you elect to receive the Total Contract Value, less any applicable fees, in cash, you may be required by applicable legislation to transfer the proceeds to a similar locked-in retirement plan.

Upon termination of this Contract, all of your Units will be redeemed, the number of Units credited to this Contract will be reduced to zero and this Contract will terminate immediately. Payments made under this Section will discharge our obligations under this Contract.

3.1 GENERAL INFORMATION

This Contract may be registered for Canadian tax purposes as an RSP, RIF or TFSA Contract.

You can elect that your RSP Contract be a LIRA, LRSP or RLSP Contract. You can elect that your RIF Contract be a LIF, LRIF, PRIF or RLIF Contract. These types of Contracts are available to you only if your initial Deposit originally constituted monies accumulated within a registered pension plan. Pension standards legislation and the jurisdiction where you reside will determine which of these options are available to you.

A Contract that is not registered for Canadian tax purposes is a non-registered Contract.

The latest age at which you may purchase and continue to own a Contract is based upon the age of the Annuitant (the person on whose life the Deposit Guarantees of your Contract are based and on whose death the death benefit is payable) and varies with the type of Contract you select. These age limitations are determined either by the Contract or by applicable legislation, which may change from time to time if and when such legislation changes.

3.2 NON-REGISTERED CONTRACTS

This Section 3.2 applies only if this Contract is a non-registered Contract.

A non-registered Contract may be purchased up to the date the Annuitant attains age 90. The Owner of a non-registered Contract may be the Annuitant or a different person, including an individual, a corporation or one or more persons in any form of ownership permitted under applicable laws. Where a non-registered Contract has more than one Owner, the Owners will be joint Owners with right of survivorship and we may act on instructions from either joint Owner. Joint ownership with right of survivorship is not permitted if an Owner is in Quebec. If a non-registered Contract is in force on the Contract Maturity Date and we have not been notified of a different maturity option, all the Units

credited to this Contract will be redeemed on the Valuation Date immediately after the Contract Maturity Date and the Annuity Payments will then commence.

You may be able to transfer ownership of a non-registered Contract. A transfer of ownership must be made in accordance with applicable laws and our Administrative Rules.

You cannot borrow money directly from a non-registered Contract. However, you may use your non-registered Contract as security for a loan by assigning it to the lender. The rights of the lender may take precedence over the rights of any other person claiming a death benefit. An assignment of a non-registered Contract may restrict or delay certain transactions otherwise permitted.

3.3 REGISTERED CONTRACTS

This Section 3.3 applies only if this Contract is a registered Contract.

The Contract will be registered under the relevant provisions of the Tax Act. Under a registered Contract, you are both the Owner and the Annuitant. Certain regular contractual benefits may be required to be modified under the terms of an endorsement upon registration.

You cannot borrow money from a registered Contract and you cannot use a registered Contract as security for a loan.

3.3.1 RSP, LIRA, LRSP, RLSP Contracts

You may make investments in an RSP, LIRA, LRSP or RLSP Contract up until December 31 of the year in which the Annuitant attains age 71 (or the latest age to own under the Tax Act), by which date you must:

- (i) amend this Contract to become a Corresponding RIF Contract; or
- (ii) terminate this Contract and make a cash withdrawal in the manner specified in Section 6.1 of your Total Contract Value, subject to any applicable fees and withholding taxes (if this is

a LIRA, LRSP or RLSP Contract, you cannot take the proceeds in cash unless approved by the applicable pension standards legislation).

All the Units credited to this Contract will be redeemed and the Annuity Payments will then commence.

Unless you indicate otherwise, if your Original RSP Contract is in force on December 31 of the year in which the Annuitant attains age 71 (or the latest age to own under the Tax Act), we will automatically amend your Original RSP Contract or commence the Annuity Payments as described in Section 3.3.5, subject to applicable pension standards legislation. You hereby designate the persons named herein as beneficiaries as the beneficiaries under the Corresponding RIF Contract after such automatic amendment takes place.

3.3.2 Spousal RSP Contracts

If your spouse or common-law partner makes Deposits to an RSP Contract owned by you, it is called a spousal RSP Contract. You are the Owner and the Annuitant of your spousal RSP Contract.

3.3.3 RIF, LIF, LRIF, PRIF, RLIF Contracts

You may purchase a RIF, LIF, LRIF, PRIF or RLIF Contract prior to age 90 of the Annuitant with monies transferred from your RSP, LIRA, LRSP or RLSP Contract, as applicable. You may purchase a PRIF Contract with monies transferred from a registered pension plan for yourself or your spouse, (Saskatchewan and Manitoba only) your RRIF, LIRA, LIF or LRIF Contract established prior to April 1, 2002, a LIRA or LIF Contract of your spouse or a provincial pension plan. A LIF, LRIF, PRIF or RLIF Contract is similar to a RIF Contract, but it has a maximum annual amount prescribed under pension standards legislation that can be paid out each year, whereas a PRIF Contract has no annual maximum amount.

A LIF, LRIF, PRIF or RLIF Contract may be issued at the ages permitted by the pension standards legislation governing the registered pension plan from which the Deposits are made to the LIF, LRIF, PRIF or RLIF Contract.

Some jurisdictions may require that you obtain spousal consent before the assets of a LIRA, LRSP, RLSP, LIF, LRIF or RLIF Contract or pension plans, as applicable, can be transferred to a LIF, LRIF, PRIF or RLIF Contract.

If your RIF, LIF, LRIF, PRIF or RLIF Contract is in force on the Contract Maturity Date, all the Units credited to this Contract will be redeemed on the Valuation Date immediately after the Contract Maturity Date.

3.3.4 Voluntary amendment of Original RSP Contract

You have the right to request that your Original RSP Contract be amended to become a RIF, LIF, LRIF, PRIF or RLIF Contract as set out in this Section.

On the Valuation Date of the amendment request:

- a) the provisions of your Original RSP Contract relating to its status as an RSP, LIRA, LRSP or RLSP Contract will terminate and the provisions of the Corresponding RIF, LIF, LRIF, PRIF or RLIF Contract will become effective;
- b) the value of the Units in each Fund credited to the Corresponding RIF, LIF, LRIF, PRIF or RLIF Contract immediately after the amendment will be equal to the value of the Units in the same Fund credited to your Original RSP Contract immediately prior to the amendment;
- c) the Deposit Maturity Date(s) for Series 1 and Series 2 under the Original RSP Contract will become the Deposit Maturity Date(s) under the Corresponding RIF, LIF, LRIF, PRIF or RLIF Contract; and
- d) the Deposit Guarantees under the Original RSP Contract will become the Deposit Guarantees under the Corresponding RIF Contract.

To exercise this privilege, you must send us a written request and any duly executed administrative forms we require at our Correspondence Office. The amendment process will be subject to our Administrative Rules. The Valuation Date of your amendment request will normally be the date we receive your written request at our Correspondence Office.

However, if you specify a date which is later than the date on which we receive your request, the Valuation Date will be the date you specify in your request. If the date you specify is not a Valuation Date, the applicable Valuation Date will be the one immediately after the date you specify. You will not be permitted to exercise this amendment privilege at any time that it is not allowed under the terms of the Tax Act or any applicable pension standards legislation. If the death of the Annuitant occurs on or before the Valuation Date of the amendment request and we receive written notice of death at our Correspondence Office after that date, the Death Benefit Date will be deemed to be the Valuation Date of the amendment request, rather than the date we receive written notice of your death at our Correspondence Office.

3.3.5 Automatic amendment of Original RSP Contract

Except where your Contract is a LIRA Contract governed by Saskatchewan pension standards legislation, unless you indicate otherwise, if your Original RSP Contract is in force on December 31 of the year in which the Annuitant attains age 71 (or the latest age to own under the Tax Act), we will automatically amend (i) your RSP Contract to become a RIF Contract, and (ii) your LRSP Contract or LIRA Contract to become an LRIF Contract unless we do not offer an LRIF Contract in your jurisdiction, in which event we will amend your LRSP Contract or LIRA Contract to become a LIF Contract, and (iii) your RLSP Contract to become an RLIF Contract for

federally regulated locked-in plans, in all cases in accordance with pension standards legislation.

On the Valuation Date of the automatic amendment, the following provisions will apply:

- a) the provisions of your Original RSP Contract relating to its status as an RSP, LIRA, LRSP or RLSP Contract or LIRA Contract will terminate and the provisions of the Corresponding RIF, LRIF, LIF, RLIF Contract will become effective;
- b) the value of the Units of each Fund credited to the Corresponding RIF, LRIF, LIF, RLIF Contract immediately after the amendment will be equal to the value of the Units in the same Fund credited to your Original RSP, LIRA, LRSP or RLSP Contract immediately prior to the amendment;
- c) the Deposit Maturity Date(s) for Series 1 and Series 2 under the Original RSP, LIRA, LRSP or RLSP Contract will become the Deposit Maturity Date(s) under the Corresponding RIF, LRIF, LIF, RLIF Contract;
- d) the Deposit Guarantees under the Original RSP, LIRA, LRSP or RLSP Contract will become the Deposit Guarantees under the Corresponding RIF, LRIF, LIF, RLIF Contract;
- e) on January 1 of each year following the automatic amendment date, we will calculate the RIF Minimum Amount applicable to that year;
- f) by December 31 of each calendar year, we will pay you an amount equal to the RIF, LRIF, LIF, RLIF Minimum Amount applicable to that year;
- g) sufficient Units credited to your Corresponding RIF, LRIF, LIF, RLIF Contract in one or more of the Funds will be redeemed in accordance with the provisions of the Corresponding RIF, LRIF, LIF, RLIF Contract in order to pay each amount in paragraph e) above. We will determine the Fund(s) in accordance with our Administrative Rules;

- h) the beneficiary designation in effect under the Contract on the automatic amendment date will continue to be in effect after the automatic amendment; and
- i) for purposes of calculating the RIF Minimum Amount, we will use your age and not the age of your spouse or common-law partner.

If you have indicated to us that you do not wish the automatic amendment to apply but you have not indicated how you wish to change your Contract under Section 3.3.1 by December 31 of the year in which the Annuitant attains age 71 (or the latest age to own under the Tax Act), or if your Contract is an LRSP Contract or LIRA Contract governed by Saskatchewan pension standards legislation, all the Units credited to this Contract will be redeemed on the next Valuation Date and the Annuity Payments will commence.

3.4 TAX-FREE SAVINGS ACCOUNT CONTRACTS

This Section 3.4 applies only if this Contract is a TFSA Contract.

We will make an election to register the TFSA Contract under the relevant provisions of the Tax Act. A TFSA Contract may be purchased up to the date the Annuitant attains age 90. Under a TFSA Contract, you are both the Owner and Annuitant and joint ownership is not permitted.

If a TFSA Contract is in force on the Contract Maturity Date and we have not been notified of a different maturity option, all the Units credited to this Contract will be redeemed on the Valuation Date immediately after the Contract Maturity Date and the Annuity Payments will then commence.

You cannot borrow money directly from a TFSA Contract. However, you may use your TFSA Contract as security for a loan by assigning it to the lender if the conditions of paragraphs 146.2(4)(a) and (b) are met. The rights of the lender may take precedence over the rights of any other person claiming a death benefit. An assignment of this Contract may restrict or delay certain transactions otherwise permitted.

4.1 GENERAL INFORMATION

The minimum amounts for Deposits are established in our Administrative Rules.

We have the right to refuse to accept Deposits or limit the amount of Deposits to a Fund or Funds according to our Administrative Rules. We do not allow Deposits in excess of \$1,000,000 per Annuitant (which we may waive, on a case-by-case basis, at our sole discretion).

4.2 INVEST SERIES, SERIES 1 AND SERIES 2 FEATURES

Depending on the sales charge option you choose, a Contract may have Invest Series Deposits, Series 1 Deposits and Series 2 Deposits. Series 1 and Series 2 have the same Death Benefit and Maturity Guarantee rates but have different management and insurance fees charged to the Funds in respect of the series and sales charge option. Series 1 and Series 2 also differ in the Funds that are available for purchase and the ability to reset the Guarantee Amounts. Currently, Series 1 can purchase Units of any Fund while Series 2 are limited to purchasing Units of the Funds designated in the Information Folder as Series 2 Funds.

Currently, you can reset your Guarantee Amounts for Series 2 Deposits once each calendar year. See Section 7.5. There is no reset feature for Series 1 or the Invest Series. Both Series 1 Deposits and Series 2 Deposits have automatic resets of their Maturity Guarantees on their Deposit Maturity Dates. See Section 7.2.

The Invest Series differs from Series 1 and Series 2 as it has different guarantees, management and insurance fees.

4.3 MAKING YOUR DEPOSIT

Subject to our Administrative Rules, you may make Deposits to this Contract at any time, other than during the Closing Decade of your Contract or after Annuity Payments have commenced. When making a Deposit, you will purchase Units at their Unit Value on the Valuation Date that is applicable to the Fund you have selected, as described in Section 9.2. The number of Units credited to your Contract is determined by dividing the Deposit by the Unit Value of the Fund you selected on the Valuation Date that the purchase was processed.

Every Deposit (initial and subsequent) requires investment instructions.

You may only make Deposits to Funds that are then available in this Contract. All payments must be made in Canadian dollars.

If your payment comes back to us marked NSF (not sufficient funds), we reserve the right under our Administrative Rules to charge a fee to cover our expenses.

4.4 SCHEDULED MONTHLY DEPOSITS

You may make scheduled monthly Deposits to this Contract on any date from the 1st to the 28th of the month by authorizing us to make regular withdrawals of the same amount from your bank account using a PAD. We have the right to cancel your scheduled monthly Deposits at any time or direct your scheduled monthly Deposits to a similar Fund. In this situation, we will provide you with advance notice of our intent and the options that are available to you.

We require a minimum of 20 days notice from you of any change to your PAD.

Scheduled monthly Deposits are not permitted in RIF, LIF, LRIF, PRIF, LIRA, LRSP, RLSP or RLIF Contracts.

4.5 SALES CHARGE OPTIONS

You may need to pay a sales charge at the time you make a Deposit to your Contract (depending on the sales charge option you choose). You can choose from the following sales charge options available under your Contract – an initial sales charge option, an advisor chargeback sales charge option and an F sales charge option. Please see Section 10 for a description of the available sales charge options.

Any amount allocated to a Fund is invested at your own risk and may increase or decrease in value.

4.6 RESCISSION RIGHTS

You may rescind the purchase of or any switch within the segregated fund Contract and any allocation of premiums to a segregated fund by sending written notice requesting the rescission to RBC Life Insurance Company within two business days from the date you received confirmation of the purchase. You will be deemed to have received the confirmation within two business days of the earlier of the date you received confirmation or five days after it has been mailed. Send your notice to the following address:

*RBC Life Insurance Company,
c/o RBC Investor Services Trust,
Shareholder Services,
155 Wellington Street West, 3rd Floor,
Toronto, Ontario M5V 3L3*

For any allocation of premiums or fund switches to a segregated fund other than the initial Contract purchase, the right to rescind will only apply in respect of the additional allocated premiums or fund switches and written notice requesting that the rescission must be provided within two business days of the earlier of the date you received confirmation or five days after it has been mailed.

You will be refunded the lesser of the amount

invested and the value of the Fund on the Valuation Date on which RBC Life Insurance Company receives the request for rescission plus any fees or charges associated with the transaction. There could also be tax consequences to the rescission – please speak to your tax advisor for further information.

5.1 GENERAL INFORMATION

Upon request and subject to our Administrative Rules, you may switch monies between Funds within this Contract on a scheduled or unscheduled basis. See Section 9.2 for an explanation of Unit Values and Valuation Dates that apply to switches. No sales charges apply to the Units purchased or redeemed as part of the switch. If the Units redeemed were subject to a sales charge, the Units purchased will be subject to the same sales charge as if they continued to be the Units redeemed.

A transfer between series or between different sales charge options is a surrender of Units of a Fund in one series or sales charge option to acquire Units of the same or another Fund in a different series or sales charge option. Any applicable fees may apply, and we may not carry over your original Deposit Date, which will impact your death and maturity benefit guarantees.

Transfers between certain series, or certain sales charge options, may at times be permitted by us and treated as a switch. Please contact your advisor to inquire about options available to you at the time of your request.

Switches within the same series and same sales charge option do not affect the Deposit Guarantees, Deposit Maturity Dates or series of your Deposits.

Our Administrative Rules stipulate minimum amounts that apply to switches and that must be maintained in a Fund.

When you switch between Funds, it is your oldest Units of the Fund that are switched first. You may realize a capital gain on switches between Funds and switches between series or between different sales charge options. Please see Section 11 for more information.

The value of the Units of a Fund that are redeemed as a result of a switch fluctuates with the market value of the assets of the Fund and is not guaranteed.

5.2 UNSCHEDULED SWITCHES

Upon request, you may switch monies between Funds in this Contract at any time. We reserve the right to charge a withdrawal fee (currently \$50) based on our Administrative Rules for each unscheduled switch you request that is in excess of five switches for the calendar year, and to disallow any switch.

In addition, if you switch Units of a Fund within 90 days after acquiring them, we reserve the right to charge a short-term trading fee of 2% of the value of your switched Units or to disallow the switch in its entirety. The short-term trading fee is collected in addition to redemption, withdrawal or other fees that may apply.

5.3 REGULARLY SCHEDULED SWITCHES

You can arrange for regularly scheduled switches if you have a lump sum deposited into one Fund and you would like to make regularly scheduled investments in one or more other Funds. The Units of the Fund with the lump sum Deposit will be redeemed and the proceeds will be used to purchase Units of the new Fund(s). Regularly scheduled switches can be made either monthly or quarterly on any date from the 1st to the 28th of the month. There is no withdrawal fee or short-term trading fee for regularly scheduled switches.

We have the right to cancel your regularly scheduled switches at any time or to direct your regularly scheduled switches to a similar Fund according to our Administrative Rules. In this situation, we will provide you with advance notice of our intent and the options that are available to you.

5.4 DOLLAR COST AVERAGING STRATEGY

You may, upon request, participate in the dollar cost averaging (DCA) strategy. Through this strategy, you initially invest monies in the ISC Money Market Fund of the corresponding series you are investing in. Please see Section 10 for additional information concerning sales charge options. Dollar cost averaging involves pre-selecting the dollar amount you wish to switch from the ISC Money Market Fund to another Fund (or Funds) and the frequency and date of the switch. This transaction requires that minimum switch amounts, as described in Section 5.1, must be met.

To take advantage of the DCA strategy, the following conditions must be met. You must:

- deposit monies to the ISC Money Market Fund;
- choose how often switches will occur: monthly or quarterly;
- choose the date of the switch, any date from the 1st to the 28th of the month; and
- provide switch instructions in Units or dollar amounts (minimum switch amounts as described in Section 5.1 must be maintained).

Once original money deposited in the ISC Money Market Fund is exhausted, the request will be closed and any new Deposits to the DCA strategy will require new instructions. The DCA strategy is only applicable to new Deposits.

We reserve the right to modify or discontinue the dollar cost averaging terms of this Contract, in which case we will provide you with written notification.

Any amount allocated to a Fund is invested at your own risk and may increase or decrease in value.

6.1 GENERAL INFORMATION

You may make a partial or total withdrawal from this Contract at any time upon written request unless Annuity Payments have commenced. A withdrawal from a Fund is sometimes referred to in this Contract as “redeeming Units” of that Fund, which are credited to your Contract. You may withdraw up to your Total Contract Value, subject to any applicable fees and withholding taxes.

If you own a RIF Contract, LIF Contract, LRIF Contract, RLIP Contract or PRIF Contract, you will have scheduled withdrawal payments made to you. Annuity Payments do not constitute withdrawals.

Our Administrative Rules stipulate certain minimum amounts for both the size of the withdrawal and your remaining balances within this Contract and each Fund within this Contract. We reserve the right to require that your entire Fund balance or Contract balance be redeemed if the minimum balance requirement is not met. Any fees and withholding taxes will be deducted from your withdrawal. The minimum withdrawal amounts are calculated before fees and withholding taxes are deducted.

See Section 9.2 for an explanation of the Valuation Dates that apply to withdrawals. If the value of your Units in the Funds on a Valuation Date is not sufficient to permit us to make the requested withdrawal, we will make the withdrawal according to our Administrative Rules.

You may make unscheduled withdrawals from the Funds in this Contract up to two times per calendar year without any withdrawal fees. However, a withdrawal fee (currently \$50) based on our Administrative Rules will apply to any subsequent unscheduled withdrawals in the same calendar year.

In addition, if you redeem Units of a Fund within 90 days after acquiring them, we reserve the right to charge a short-term trading fee of 2% of the value of your Units redeemed or to disallow the withdrawal in

its entirety. This short-term trading fee is in addition to any withdrawal fees which may apply, but does not apply to scheduled withdrawal payments under a RIF, LIF, LRIF, PRIF or RLIF Contract. Further, if you are making a withdrawal by redeeming Units previously purchased under the low sales charge or deferred sales charge option (including Units previously purchased as part of a switch) before the sales charge scale applicable to those Units has expired, you may be required to pay a sales charge.

The value of the Units of a Fund that are redeemed fluctuates with the market value of the assets of the Fund and is not guaranteed.

6.2 NON-REGISTERED AND TFSA CONTRACT SCHEDULED WITHDRAWAL PAYMENT (SWP) OPTION

You may choose to receive SWPs under your non-registered Contract or TFSA Contract either monthly, quarterly, semi-annually or annually. Each SWP during the year will be of an equal amount. We reserve the right to default to an annual payment if the other modes of payment do not meet our minimum payment requirement. The minimum contract size required for an SWP is \$10,000 for non-registered and TFSA Contracts, with a minimum withdrawal of \$100 per fund.

Any withdrawals made from your TFSA Contract in the current calendar year will be added to your unused contribution room for the next calendar year. Amounts cannot be re-contributed until the following calendar year or later.

6.3 RIF, LIF, LRIF, PRIF, RLIF CONTRACT SCHEDULED WITHDRAWAL PAYMENT OPTIONS

You may choose to receive scheduled payments under your RIF, LIF, LRIF, PRIF or RLIF Contract either monthly, quarterly, semi-annually or annually. Each scheduled payment during the year will be of an equal amount. We reserve the right to default to an annual payment if the other modes of payment do not meet our minimum payment requirement. There are several choices for determining the amounts that will be paid to you, as described below.

RIF Minimum Amount

Under this option, the RIF Minimum Amount will be paid to you each year. The RIF Minimum Amount is calculated by multiplying the Total Contract Value of your RIF, LIF, LRIF, PRIF or RLIF Contract on January 1 of each year by the percentage determined by the formula provided in the Tax Act. The percentage may be based on your age or the age of your spouse or common-law partner, as you elected at the time you entered into your RIF, LIF, LRIF, PRIF or RLIF Contract. If you made no such election, or if your RIF, LIF, LRIF, PRIF or RLIF Contract results from an automatic amendment to an RSP, LIRA, LRSP, RLSP Contract, your age (and not the age of your spouse or common-law partner) will be used for this purpose.

In the year you purchase your RIF, LIF, LRIF, PRIF or RLIF Contract or that your Original RSP Contract is amended to become such a Contract, you are not required to make a withdrawal from your Contract. For calendar years following the year you entered into your RIF, LIF, LRIF, PRIF, RLIF Contract or the year in which your Original RSP Contract was amended to become such a Contract, you will be required to have at least the RIF Minimum Amount paid to you.

Maximum amount (for LIF, LRIF and RLIF Contracts only)

Under this option, the maximum amount permitted, as determined under pension standards legislation, will be paid to you each year. The maximum amount for your LIF, LRIF or RLIF Contract is calculated in accordance with the formula specified by applicable pension standards legislation. For the initial calendar year, the maximum amount may be pro-rated based on the number of months the Deposit is held in the Contract where required by applicable law.

Level – client-specified amount

Under this option, you choose the payment amount you wish to receive. Each scheduled payment will be of an equal amount for the payment frequency selected. The payment amount selected for a year must be equal to or greater than the RIF Minimum Amount and, for LIF, LRIF and RLIF Contracts, not greater than the maximum amount specified for those types of Contracts as described above.

Indexed – client-specified amount indexed annually

Under this option and starting with the first scheduled payment date, we will pay you the amount you have specified. Beginning with the year following your first scheduled payment date, the payment amount will be increased by the annual index rate you have chosen. The payment amount for each year must be equal to or greater than the RIF Minimum Amount and, for LIF, LRIF and RLIF Contracts, not greater than the maximum amount specified for those types of Contracts as described above.

Year-end payment

If the total of your scheduled payments and other withdrawals in a calendar year is less than the RIF Minimum Amount for that year, an additional payment will be made to you at the end of the calendar year in the amount of the shortfall.

6.4 SALES CHARGE-FREE WITHDRAWALS

6.4.1 Low sales charge and deferred sales charge Units

There are sales charges for redeeming Units you previously purchased using the low sales charge or deferred sales charge option. If you redeem those Units after the sales charge scale has expired, there are no further sales charges. If you redeem any Units within 90 days after purchasing them, a short-term trading fee may apply.

Please see Section 10.2 for the sales charge scales.

Each year you may redeem low sales charge and deferred sales charge Units without paying any sales charges up to your annual sales charge-free limit. The annual sales charge-free limit is calculated as a percentage of the Unit Value of your low sales charge and deferred sales charge Units as of the previous December 31 plus a percentage of your Deposits made in the current calendar year on the same basis, and varies based upon the type of Contract in which you hold the Units, as described in the table to the right.

Contract type	% of December 31 Unit Value	% of Current Year Deposit
Non-Registered, TFSA Contracts and RSP, LRSP, LIRA, RLSP Contracts	10%	10%
RIF, LIF, LRIF, PRIF, RLIF Contracts*	20%	20%

*Includes Contracts that are held in self-directed retirement income funds, locked-in retirement income funds and life income funds.

Any unused portion of the annual sales charge-free amount cannot be carried forward to subsequent calendar years.

In addition, after you have redeemed all your Units under the annual sales charge-free limit, you may redeem an additional number of Units you previously purchased using the low sales charge or deferred sales charge option by paying the applicable sales charge. If you redeem any Units within 90 days after purchasing them, a short-term trading fee may apply, as described in Section 6.5. In addition, if you make more than two unscheduled withdrawals in a calendar year, a withdrawal fee (currently \$50) under our Administrative Rules may apply to each subsequent withdrawal in the same calendar year.

Fees also apply in all circumstances for transfers to other financial institutions.

6.4.2 Initial sales charge and F sales charge Units

There are no sales charges for redeeming Units you previously purchased using the initial sales charge or F sales charge option. However, if you redeem Units within 90 days after purchasing them, a short-term trading fee may apply. In addition, if you make more than two unscheduled withdrawals in a calendar year, a withdrawal fee (currently \$50) under our Administrative Rules may apply to each subsequent withdrawal in the same calendar year.

6.4.3 Advisor chargeback sales charge Units

There are no sales charges for redeeming Units you previously purchased using the advisor chargeback sales charge option. If you redeem a fund within two years from the purchase date, your advisor may have to return all or part of their sales commission.

Also, if you redeem Units within 90 days after purchasing them, a short-term trading fee may apply as described in Section 6.5. In addition, if you make more than two unscheduled withdrawals in a calendar year, a withdrawal fee (currently \$50) under our Administrative Rules will apply to each subsequent withdrawal in the same calendar year. Please refer to Section 6.1 for additional information.

6.5 SHORT-TERM TRADING FEES

We may charge a short-term trading fee of 2% of the Unit Value of your Units redeemed if you redeem the Units within 90 days after purchasing them.

This fee does not apply to scheduled withdrawals from your RIF, LIF, LRIF, PRIF or RLIF Contract or scheduled switches between Funds; however it may apply to unscheduled switches between Funds. The short-term trading fee is in addition to redemption, withdrawal or other fees that may apply.

6.6 RECOVERY OF EXPENSES OR INVESTMENT LOSSES

If you make an error (such as NSF payments or incorrect or incomplete instructions), we reserve the right to charge you for any expenses or investment losses that occur as a result of your error. Any charges passed on to you will be commensurate with any expenses or losses incurred by us.

Any amount allocated to a Fund is invested at your own risk and may increase or decrease in value.

7.1 GENERAL INFORMATION

This Contract provides two Deposit Guarantees, namely:

- a Maturity Guarantee, if the Maturity Guarantee Amount is higher than the Aggregate Unit Value on the Deposit Maturity Date (for Series 1 and Series 2) or on the Contract Maturity Date (for the Invest Series); and
- a Death Benefit Guarantee, if the death benefit is higher than the sum of the Unit Values on the Death Benefit Date of all Units credited to this Contract.

We will credit any guaranteed amounts (sometimes called a “top-up”) to your Contract. We will proceed to deposit the top-up amount on your behalf into your Contract. All top-ups will be deposited according to our Administrative Rules. The amount of the top-up is determined as follows:

- for the purposes of the Maturity Guarantee,
 - the top-up for the Invest Series is the amount, if any, by which the Maturity Guarantee Amount is higher than the Aggregate Unit Value on the Contract Maturity Date; and
 - the top-up for Series 1 and Series 2 is the amount, if any, by which the Maturity Guarantee Amount is higher than the Aggregate Unit Value on the Deposit Maturity Date; and
- for the purposes of the Death Benefit Guarantee, the top-up is the amount, if any, by which the Death Benefit Guarantee Amount is higher than the sum of the Unit Values on the Death Benefit Date of all Units credited to this Contract.

All Deposit Guarantees are proportionately reduced by any withdrawals from your Contract. Please see Section 7.7.

Please note that, except upon the death of the last surviving Annuitant, no amounts are guaranteed prior to their respective Deposit Maturity Dates (for Series 1 and Series 2) or Contract Maturity Dates

(for the Invest Series) because the values of Units of the Funds fluctuate with the market values of the assets of the Funds.

If this Contract continues after your death or the death of the Annuitant, all investments will remain invested in the Funds then held, and no top-up will be paid. The Contract can continue in the following circumstances:

- (i) **Successor Owner.** You have appointed a Successor Owner or Owners under your Contract for non-registered Contracts only. Then, in the event of your death, ownership of your Contract will be transferred to your Successor Owner. However, if you are also the Annuitant of your Contract, your Contract will end and the death benefit will be paid to the person entitled unless you named a Successor Annuitant.
- (ii) **Successor Annuitant.** You have appointed a Successor Annuitant under your Contract. Then, in the event of the primary Annuitant’s death, the Successor Annuitant will automatically become the primary Annuitant of your Contract. The appointment of a Successor Annuitant must be made prior to the death of the primary Annuitant. If this is a registered Contract and the Successor Annuitant is your spouse or common-law partner, your spouse or common-law partner will also become the Successor Owner.
- (iii) **Spousal Rollover.** If this is a registered Contract and your spouse or common-law partner is named sole beneficiary of your Contract, your Contract may continue to your spouse or common-law partner following your death. In this event, your spouse or common-law partner will become the Owner and Annuitant and may exercise every right as Owner of this Contract. If this election is not made prior to your death, an election can be made at the time of notification of your death.

Unless your Contract has a Successor Owner or Successor Annuitant or one is appointed as described in (iii) above, your Contract will be frozen as at the Death Benefit Date and additional transactions initiated before the Death Benefit Date will be allowed only as permitted by applicable laws. Any unallocated Deposits or returned payments will be used to purchase Units of the RBC Canadian Money Market GIF.

Any Deposits received after the Death Benefit Date will be refunded. Payment of the death benefit will discharge our obligations under the Contract.

This Section 7, in its entirety, does not apply after Annuity Payments have commenced.

7.2 HOW THE MATURITY GUARANTEE IS CALCULATED

For all Series

The gross amount that you paid into your Contract, before deduction of any applicable sales charges to make such Deposits, will be grouped together and will establish the Premium Value for such Deposits.

The Maturity Guarantee Amount will be calculated based on 75% of the Premium Value.

For Invest Series Deposits

All Deposits will share one Contract Maturity Date, which is when the Annuitant reaches age 90 or 100 depending on the Contract Type and provincial legislation.

For Series 1 and Series 2 Deposits

All Deposits made in a single Policy Year will be grouped together and will share the same Deposit Maturity Date. The aggregate amount of those Deposits will establish the Premium Value.

An Anniversary Date will occur every year on the same date. Resets may affect your Anniversary Dates for Series 2 Deposits.

If you make Deposits in more than one Policy Year, you will have multiple Deposit Maturity

Dates and Premium Values that share the same Anniversary Date.

If you establish a second Contract in a new series, the first Deposit under your second Contract will establish the Policy Year and Anniversary Date of your second Contract, which may differ from your first Contract.

On your Deposit Maturity Date, your Deposit Guarantee will be automatically reset and renewed unless we are notified otherwise in writing in advance of the Deposit Maturity Date. The new Deposit Maturity Date will be 10 years after your initial Deposit Maturity Date and may continue to rollover until you reach the Closing Decade, at which point the term may be less than 10 years.

If you make Deposits in a Policy Year that begins in the Closing Decade, the new Deposit Maturity Date will be the Contract Maturity Date. The new Maturity Guarantee Amount will be 75% of the greater of (a) the Premium Value and (b) the then current Aggregate Unit Value. Your Deposit Maturity Date may continue to roll over until you reach your Contract Maturity Date.

If this is an RSP, LIRA, LRSP or RLSP Contract, the Guarantee Amounts and Deposit Maturity Dates are unaffected when this Contract is amended into a Corresponding RIF, LIF, LRIF, PRIF or RLIF Contract.

Maturity Guarantees are proportionately reduced by withdrawals. Please see Section 7.7 for additional information.

7.3 CONTRACT MATURITY

Immediately following the occurrence of an event that triggers Annuity Payments, all Units credited to your Contract will be redeemed and any applicable redemption fees will be deducted, but no withdrawal will occur. Instead, the Total Contract Value at such date will be used to determine the amount of the annual Annuity Payments using the following formula (or such higher rates as may be in effect at the Contract Maturity Date):

Age Last Attained by Annuitant on Date Annuity Payments Are Triggered	Annual Annuity Payment for \$10,000 of Total Contract Value
15	\$105.26
20	\$111.11
25	\$117.65
30	\$125.00
35	\$133.33
40	\$142.86
45	\$153.85
50	\$166.67
55	\$181.82
60	\$200.00
65	\$222.22
70	\$250.00
75	\$285.71
80	\$333.33
85	\$400.00
90	\$500.00
95	\$666.67
100	\$1,000.00

The Annuity Payments will constitute a single life annuity with a 10-year guarantee, or if required by law, a joint life annuity. If the Annuitant dies after Annuity Payments have commenced, the commuted value of any remaining Annuity Payments will be paid in one sum. The timing and method of payment is subject to our Administrative Rules. You also may select among alternative Annuity Payments that we may then offer in accordance with our Administrative Rules. Once an annuity is issued pursuant to this Section, we will be discharged from all our obligations and liabilities under your Contract.

7.4 HOW THE DEATH BENEFIT IS CALCULATED

When we receive all required documentation relating to the Death Benefit Date, the death benefit will be payable to the beneficiaries or the estate of the Owner, as applicable.

For Invest Series

The Death Benefit will be the greater of (a) 100% of the Aggregate Unit Value on the date of death, and (b) 75% of the Premium Value.

For Series 1 & 2

The death benefit will be determined as the sum of:

- a) for all Deposits made before the Annuitant attains age 80, the greater of:
- the sum of all Aggregate Unit Values relating to such Deposits on the Death Benefit Date; and
 - the sum of all the Death Benefit Guarantee Amounts relating to such Deposits;

PLUS

- b) for all Deposits made after the Annuitant attains age 80, the greater of:
- the sum of all Aggregate Unit Values relating to such Deposits on the Death Benefit Date; and
 - the sum of all the Death Benefit Guarantee Amounts relating to such Deposits.

Death Benefit Guarantee Amounts are proportionately reduced by withdrawals. Please see Section 7.6 for additional information. Please see the Glossary for the definition of the Death Benefit Guarantee Amounts.

As of the Death Benefit Date, we will redeem all Units in your Contract and transfer the corresponding value within your Contract to purchase Units of the RBC Canadian Money Market GIF. No sales charges will apply to these transactions. When all required documentation has been received in accordance with our Administrative Rules, the death benefit will be paid out.

7.5 RESETTING YOUR DEPOSIT GUARANTEES (SERIES 2 DEPOSITS ONLY)

This Section 7.5 applies only if you have used this Contract to make Series 2 Deposits. Deposit Guarantees for Series 2 Deposits may be reset, at your option, as described in this Section 7.5.

Following a reset, you will have one Maturity Guarantee Amount and one Death Benefit Guarantee Amount for all Series 2 Deposits made before the reset. All such Series 2 Deposits will have the same Deposit Maturity Date, being 10 years from the Reset Date, unless the new Deposit Maturity Date occurs in the Closing Decade of your Contract, at which point the term may be less than 10 years. Under our Administrative Rules, until the Annuitant attains age 90, you are permitted one optional reset of Series 2 per calendar year. You are not permitted any further resets of Series 2 after the Annuitant attains age 90.

New Maturity Guarantee

On a reset for all Series 2 Deposits, we take the sum of 75% of all Aggregate Unit Values on the Reset Date. This determines your new Maturity Guarantee Amount for your Series 2 Deposits if the amount is greater than the cumulative Maturity Guarantee Amount before the Reset Date.

The new Maturity Guarantee Amount is guaranteed on the new Deposit Maturity Date.

New Death Benefit Guarantee

On a reset, we take:

- for all Series 2 Deposits made before the Annuitant attains age 80, 100% of the greater of (i) the sum of the Premium Value for all Policy Years, and (ii) the Aggregate Unit Value on the Reset Date; and

- for Deposits made after the Annuitant attains age 80, 80% of the greater of (i) the sum of the Premium Value for all Policy Years, and (ii) the Aggregate Unit Value on the Reset Date.

This will determine the new Death Benefit Guarantee Amount for your Series 2 Deposits.

The reset feature may be changed or discontinued at any time upon 60 days prior written notice.

7.6 SWITCHES AND YOUR DEPOSIT GUARANTEES

Switches do not affect your Deposit Guarantees or Deposit Maturity Dates, and the original Deposit date attributed to the monies that you switch will not be affected. When you switch between Funds, it is the Deposits that have been in the Fund the longest that are switched first. Transfers between certain Series, or certain sales charge options, may at times be permitted by us and treated as a switch. Please contact your advisor to inquire about options available to you at the time of your request.

7.7 WITHDRAWALS AND YOUR DEPOSIT GUARANTEES

Every time that you make a withdrawal, including scheduled payments under a RIF, LIF, LRIF, PRIF or RLIF Contract, there is a proportionate reduction in the Premium Values and Guarantee Amounts used to calculate your Deposit Guarantees. The proportionate reductions are calculated based on the Aggregate Unit Value at the time of the withdrawal that includes the Units to which the withdrawal relates. At the Deposit Maturity Date you will still receive the greater of the new Maturity Guarantee Amount or the Aggregate Unit Value.

Withdrawals are made on a first in, first out basis by Policy Year. A withdrawal may include monies attributable to different Policy Years, and each relevant Premium Value and Deposit Guarantee will be adjusted. Withdrawals do not affect your Deposit Maturity Dates. The reduction in the value of your Guarantee Amounts as a result of withdrawals will be calculated as follows:

Reduction in the value of your Guarantee Amount =
 $G \times W \div AUV$

where

G = Guarantee Amount prior to withdrawal relating to the Deposit that includes the Units withdrawn;

W = Sum of the Unit Values of the Units withdrawn; and

AUV = Aggregate Unit Value of the Units relating to that Guarantee Amount prior to withdrawal.

Your new Guarantee Amount is your original Guarantee Amount prior to withdrawal minus the reduction in the value of your Guarantee Amount for that Policy Year, calculated as just described. The Premium Value is reduced in the same manner as the Guarantee Amount.

7.8 RSP, LIRA, LRSP, RLSP DEPOSIT GUARANTEES TRANSITION

If this is an RSP, LIRA, LRSP or RLSP Contract, the Guarantee Amounts and Deposit Maturity Dates will continue in the RIF, LIF, LRIF, PRIF or RLIF Contract following an amendment to your Original RSP Contract to make it a Corresponding RIF Contract.

8.1 GENERAL INFORMATION

This Contract gives you access to a wide variety of Funds. We reserve the right to add any additional Funds, to discontinue offering, to merge or to split any of the Funds available through this Contract at any time. We will provide you with at least 60 days advance notice in this event.

We may also provide you with additional investment choices within your Contract that have different contractual provisions, such as different maturity or Death Benefit Guarantee levels. In this event, the provisions of this Contract may be amended to permit you to utilize the additional investment choices. If you initiate a transaction using the new investment choice, you agree to the terms of the amendment, which will form part of this Contract. From time to time, we may offer you the benefit of a transfer program to a new or existing segregated fund contract of RBC Life, or to an enhanced version of this Contract. The transfer program and new Contract set-up, if any, will be detailed in our Administrative Rules, including any applicable guarantees.

No amounts may be guaranteed at the time of the transfer program because the values of Units of the Funds fluctuate with the market values of the assets of the Funds.

We have the right to change the manager of any of the Funds at any time at our discretion, change underlying funds or invest directly in securities rather than underlying funds. You will be notified of any such change of manager.

8.2 FUND AND CONTRACT CHARGES

8.2.1 Fund charges

Management and Insurance Fees and Other Charges

Each Fund pays us a management fee and an insurance fee for the management of the Fund and for providing the benefits under this Contract. Management and insurance fees may differ from Fund to Fund, between series and between sales charge options within a series. They are stated as an annualized percentage of the daily market value of the net assets of the Fund attributable to that series and sales charge option. Each Fund also is responsible for paying all the expenses relating to its organization, operation and administration including, for example, legal and audit fees and taxes.

We calculate and accrue our management and insurance fees at the end of each Valuation Date using a daily factor of the annualized management and insurance fee percentages. Management and insurance fees are reimbursed monthly to us. You do not directly pay these fees, as they are paid by the Funds out of the assets attributable to the relevant series.

The management fees and management expense ratio (MER) of a Fund include all management fees and MERs charged in respect of its underlying mutual funds.

8.2.2 Contract charges

As part of your Contract, there may be additional charges that you may need to pay directly. Please refer to the following sections:

- Sales charge options (low sales charge, deferred sales charge, initial sales charge, advisor chargeback sales charge and F sales charge): Section 10
- Short-term trading fees: Section 6.5
- Switching: Section 5.2
- Withdrawals: Section 6.1

8.3 NET ASSET VALUE AND UNIT VALUE

We calculate the net asset value for the Funds in accordance with our Administrative Rules. The net asset value for the Units of each Fund may vary by series and sales charge option. The net asset value of a series represents the total market value of all the assets of the Fund attributable to that series and sales charge option minus the liabilities of the Fund attributable to that series and sales charge option. The Unit Value is the net asset value divided by the overall number of units of that series and sales charge option held by investors. The Unit Value is used for several purposes in this Contract including processing transactions under this Contract (i.e. Deposits, withdrawals, switches and resets) and calculating Guarantee Amounts. We calculate the net asset value and the Unit Value at the close of business on every Valuation Date. The Unit Value fluctuates with the market value of the assets of the Fund and is not guaranteed.

8.4 INVESTMENT POLICIES AND RESTRICTIONS

The Funds have been established to provide benefits, which will vary in amount depending upon the market value of the assets of each Fund. The investment policies and restrictions of a Fund may change from time to time. If the change constitutes a change to the Fund's fundamental investment objective, you will have the options described in Section 8.6.

This Contract is subject to compliance with the CLHIA Guidelines on Individual Variable Insurance Contracts Relating to Segregated Funds and other applicable laws.

Important note regarding Fund Facts:

The following information in the Fund Facts forms part of your Contract: the name of the Contract and the segregated fund, the management expense ratio and other fees and expenses, the risk disclosure and the right to cancel.

Certain information in the Fund Facts is contained in the Contract and is accurate as of the date that it was prepared.

The remedies for any error in Fund Facts information will include any reasonable measures by RBC Life Insurance Company to correct the error but will not entitle you to specific performance under the Contract.

8.5 REINVESTMENT OF EARNINGS

The realized earnings of the assets in each Fund will be reinvested in the Fund and will increase the value of its Units. An Owner of this Contract acquires no direct claim to a Fund's assets but only to the benefits under the Contract.

8.6 AMENDMENTS AND FUNDAMENTAL CHANGES

We may amend this Contract at any time upon not less than 60 days notice to you. A change to our Administrative Rules does not constitute an amendment to this Contract. In the event of a Fundamental Change to a Fund in which you hold Units in this Contract, you will be given the opportunity to:

- (i) transfer the value of the Units affected by the Fundamental Change to a similar Fund without incurring any sales charges; or
- (ii) if we do not offer a Fund similar to the Fund affected by the Fundamental Change, redeem the Units affected by the Fundamental Change without incurring any sales charges.

For these purposes, a “similar Fund” is another segregated fund offered by RBC Life that, in either case, has a fundamental investment objective that is comparable to the Fund, is in the same investment fund category as the Fund, and has management and insurance fees that are the same as or lower than the management and insurance fees of the Fund at the time notice is given, as described below.

We will provide you with your withdrawal options and/or details of any switch opportunities at least 60 days prior to the effective date of the Fundamental Change. Your right to elect either option is effective only if we receive your election within five business days prior to the end of the 60-day notice period described above. During this 60-day notice period, you may not transfer to a Fund subject to a Fundamental Change, unless you agree to waive the right to redeem referred to in paragraph (ii) above.

A Fundamental Change to a Fund includes:

- an increase to the management fee percentage charged to the Fund for your series and sales charge option;
- an increase to the insurance fee limit;
- a change to the fundamental investment objectives of the Fund;
- a decrease in the frequency with which the Fund Units are valued; or
- a Fund closure.

We reserve the right to make Fundamental Changes from time to time, subject to compliance with the clauses noted above. We also reserve the right to change underlying funds. If such a change is a Fundamental Change, you will have the rights described in the section above. Changing an underlying fund to another substantially similar underlying fund will not constitute a Fundamental Change provided, immediately following the change, the total management fee and insurance fee of the Fund is the same as, or lower than, its total management and insurance fee immediately before the change. A substantially similar underlying fund is one that has a similar fundamental investment objective, is in the same investment fund category and has the same or lower management fee as the underlying fund. We will (a) notify you, our regulators and the Canadian Life Health Insurance Association Inc. at least 60 days in advance of the change or closure (unless such notice is not practical in the circumstances, in which event we will provide notice as soon as possible as reasonably practical); and (b) amend or re-file this Information Folder to reflect the change. The foregoing may be superseded by any regulatory developments governing changes to segregated funds.

9.1 TOTAL CONTRACT VALUE

The Total Contract Value of this Contract on any date will be:

- (i) the sum of the Unit Values of all the Units of all the Funds credited to this Contract at the close of business on that date if it is a Valuation Date or, if it is not a Valuation Date, the most recent Valuation Date;

PLUS

- (ii) any Deposit that we have received, less any deductions, which has not yet been used to purchase Units of a Fund;

PLUS

- (iii) any other cash credited to this Contract.

Please note that, except upon the death of the last surviving Annuitant, no amounts are guaranteed prior to their respective Deposit Maturity Dates (for Series 1 and Series 2) or Contract Maturity Date (for the Invest Series) because the Unit Values of the Funds fluctuate with the market values of the assets of the Funds.

9.2 VALUATION DATE

All transactions affecting this Contract (i.e. Deposits, withdrawals, switches and resets) are processed based upon the Unit Values as at the close of business on the Valuation Date provided any necessary instructions have been received by our Correspondence Office before the Valuation Date cut-off time. Valuation Dates are considered to end at the Valuation Date cut-off time, as determined by RBC Life. Any instructions or transactions received by our Correspondence Office after the Valuation Date cut-off time will be considered to be received as of the next Valuation Date.

We reserve the right to change the Valuation Date cut-off time to a time that is earlier or later. We will normally value the Funds on every Valuation Date. However, we may postpone valuation of the Funds:

- a) for any period during which one or more of the nationally recognized stock exchanges are closed for other than a customary weekend or holiday closing;
- b) for a period during which trading on securities exchanges is restricted; or
- c) when there is an emergency during which it is not reasonable for us to dispose of investments owned by the Funds or to acquire investments on behalf of the Funds or to determine the total value of the Funds.

The Funds will be valued at least monthly irrespective of any postponement. If there is a change in the frequency of the valuation of the Funds, you may have rights of free withdrawal or switch. Please see Section 8.6 for more information.

10.1 GENERAL INFORMATION

You may have to pay a sales charge at the time you make a Deposit to this Contract or at the time you make a withdrawal, depending on the sales charge option you have chosen. You can choose from the following sales charge options available under this Contract: an initial sales charge option, an advisor chargeback option and an F sales charge option.

The sales charge option(s) you choose will depend on a number of variables including your risk tolerance, investment objectives and time horizon. This important decision is one you should make in consultation with your licensed insurance advisor as part of your overall financial planning discussion. For more information on the specific costs of each sales charge option, please refer to the Fund Facts for the specific Fund(s) you are considering. As indicated in the Fund Facts, your choice of sales charge option will determine how your advisor is compensated.

10.2 LOW SALES CHARGE AND DEFERRED SALES CHARGE

Low sales charge and deferred sales charge options are closed for additional deposits. If you currently hold Funds that have a low or deferred sales charge option, you may continue to switch between funds with the same sales charge option.

The low sales charge and deferred sales charge options have sales charges that you may have to pay at the time that Units credited to this Contract are redeemed, if the redemption occurs before the expiry of the sales charge schedule. These charges do not apply to switches. Sales charges are calculated as a percentage of the original purchase price of the Units redeemed. For the deferred sales charge option, the percentage of the sales charge varies from Fund to Fund which, for these purposes, we have categorized as either Equity, Fixed Income or Money Market. The percentage declines each year that you hold your Units, as described below.

Withdrawal Made During the First Seven Years Following the Date of Deposit	Low Sales Charge as a Percentage (%) of Original Purchase Price	Deferred Sales Charge as a Percentage (%) of Original Purchase Price		
		Money Market Category	Fixed Income Category	Balanced, Equity and Portfolio Solutions Categories
Year 1	3.00	2.25	4.50	5.50
Year 2	2.75	2.00	4.00	4.50
Year 3	2.50	1.75	3.50	4.00
Year 4	nil	1.25	3.00	3.50
Year 5	nil	1.00	2.50	3.00
Year 6	nil	0.75	2.00	2.50
Year 7	nil	0.50	1.50	1.50
Year 8 and Subsequent Years	nil	nil	nil	nil

10.3 INITIAL SALES CHARGE

The initial sales charge option has a sales charge that you pay at the time you make the Deposit to this Contract. Initial sales charges are calculated as a percentage of the gross Deposit amount (or “premium”) and negotiated between you and your advisor. If you select this sales charge option, there are no sales charges when you redeem Units. The initial sales charge negotiated between you and your advisor is between 0 and 5% (up to 2% in the case of the RBC Canadian Money Market GIF).

10.4 ADVISOR CHARGEBACK SALES CHARGE

If you select this option, there are no sales charges at the time of the Deposit or when you redeem units from the Contract. When you make a Deposit, we pay a sales commission to your advisor. If you redeem units within two years from the purchase date, your advisor may have to return all or part of their sales commission.

10.5 F SALES CHARGE

If you select this option, there are no sales charges at the time of the Deposit or when you redeem Units from the Contract. Fees are negotiated between you and your advisor for advice and service (“Advisor Fee”). The Advisor Fee plus applicable taxes are paid by you and are in addition to the MER of each F sales charge option fund.

You are eligible to select the F sales charge option if you have a fee-based nominee account with your advisor or you have invested with an eligible distributor and you have agreed to pay them an Advisor Fee, plus applicable taxes.

10.5.1 Fees paid outside the Contract

Advisor Fees for F sales charge option funds in nominee fee-based accounts are negotiated between you and your advisor. Terms and conditions for fees in fee-based nominee accounts are outlined in the account agreement between you and your advisor.

If we are notified that you no longer have a fee based nominee account, we reserve the right to switch the F sales charge option Units to corresponding initial sales charge option Units of the same Fund (with a zero sales charge), in accordance with our Administrative Rules in place at the time. The switch will not impact your Maturity Guarantee or Death Benefit Guarantee.

10.5.2 Fees paid within the Contract

If you have invested with an eligible distributor, you can negotiate the Advisor Fee with your advisor, to be paid from your Contract. The negotiated Advisor Fee must be no more than 1.25% (plus applicable taxes) annually. We are authorized to redeem Units monthly from your Contract to pay the agreed upon Advisor Fee plus applicable taxes, until you advise us otherwise in writing. Units of each F sales charge option fund held in your Contract will be redeemed proportionately in order to pay your Advisor Fee. If you switch Funds, the agreed upon Advisor Fee will be transferred to the new Fund.

The redemption of Units to pay the Advisor Fee is not treated as a withdrawal and will not impact your Maturity Guarantee or Death Benefit Guarantee. In registered accounts it is a non-taxable event. In non-registered accounts, the redemption of Units will result in capital gains or losses being attributed to the policy owner.

If we are notified that you no longer have a valid Advisor Fee agreement with your advisor, we reserve the right to switch the F sales charge option Units to corresponding initial sales charge option Units of the same Fund (with a zero sales charge), in accordance with our Administrative Rules in place at the time. The switch will not impact your Maturity Guarantee or Death Benefit Guarantee.

The categories of Funds are determined according to the Administrative Rules in effect at the time this Contract is established, and such Fund categorizations are subject to the right to closure of Funds and the right to substitute underlying funds

in Section 8.6. Further Funds may be added under our Administrative Rules.

For the purpose of calculating these sales charges, the number of years elapsed will always be measured from the actual date of a Deposit using the low sales charge or deferred sales charge option. These sales charges will apply to your earliest Deposits first. If you make a switch, the age of your Deposit will not be affected.

These sales charges only apply to redemptions that exceed the annual sales charge-free amount calculated for the year described in Section 6.4.1.

There are no sales charges applicable to a top up amount paid under this Contract as a result of a Deposit Guarantee. However, sales charges may apply to any withdrawals prior to when Annuity Payments commence. See Sections 6.1 and 7.4.

11. ADDITIONAL RETIREMENT SAVINGS PLAN PROVISIONS

We reserve the right to hold different sales charges options under separate accounts and to change any of the series or load options available within a series at any time. The following provisions apply to your Contract if you requested, in your application, that we apply for registration of your Contract under the Tax Act as an RSP Contract, LRSP Contract, LIRA Contract or RLSP Contract:

- 11.1** In this Section 11, “you” and “your” refer to the Owner of the Contract, the “Annuitant” as defined in the Tax Act; and “spouse” or “common-law partner” means a spouse or common-law partner as defined in the Tax Act.
- 11.2** Your Contract will be registered as a registered retirement savings plan under the Tax Act and any applicable provincial income tax legislation.
- 11.3** Your Contract must mature no later than December 31 in the year you turn 71 years old (or the latest age to own under the Tax Act).
- 11.4** No Deposits will be accepted under your Contract after the Contract Maturity Date.
- 11.5** No payments from your Contract will be made prior to the Contract Maturity Date except a refund of premiums, as defined in the Tax Act, or a payment to you.
- 11.6** If you request a withdrawal from your Contract, you may elect to take the Total Contract Value of your Contract, after deduction of any redemption, withdrawal or other fees specified in the Contract, under one of the following options:
- a) transfer to another registered retirement savings plan;
 - b) transfer to a registered retirement income fund;
 - c) at the Contract Maturity Date, to purchase an annuity as described in Section 11.8; or
 - d) in cash, less any tax we are required to withhold under the Tax Act.
- 11.7** If you die before the Contract Maturity Date, the death benefit will be paid in one sum.
- 11.8** An annuity paid under your Contract or an annuity purchased under Section 11.6(c) herein must satisfy the following requirements:
- a) the annuity must commence at the Contract Maturity Date and be:
 - (i) payable to you for life or to you for the lives, jointly, of you and your spouse or common-law partner and to the survivor for the survivor’s life where, if a guaranteed term is included in the annuity, such term does not exceed 10 years,

or

 - (ii) payable to you, or to you for your life and to your spouse or common-law partner after your death, for a term equal to a period of years equal to 90 minus either your age in whole years at the Contract Maturity Date or your spouse’s or common-law partner’s age in whole years at the Contract Maturity Date if your spouse is younger than you;

- b) the annuity must provide annual or more frequent periodic payments until such time as there is a payment in full or partial commutation and, where the commutation is partial, annual or more frequent periodic payments thereafter;
- c) the periodic payments must be equal, except that payments may be increased or reduced in accordance with paragraph 146(3)(b) of the Tax Act. Total periodic payments made in a year after your death cannot exceed the total periodic payments made in any year before your death;
- d) if you die after payments commence and the beneficiary of your Contract is not your spouse or common-law partner, the commuted value of any remaining payments will be paid in one sum. This payment will be made to your named beneficiary, if there is one, or otherwise to your estate;
- e) the payments may not be assigned in whole or in part; and
- f) during your lifetime, all payments must be made to you.

11.9 Upon request, we will pay an amount to you, or your spouse or common-law partner, before the Contract Maturity Date where the amount is paid to reduce the amount of income tax otherwise payable by you or your spouse or common-law partner under Part X.1 of the Tax Act.

11.10 Where a conflict or inconsistency exists between the provisions of this Section 11 and provisions contained elsewhere in this Contract, the provisions of this Section 11 will take precedence.

The following provisions apply to your Contract if (a) you requested, in your application, that we apply for registration of your Contract under the Tax Act as a RIF Contract, LRIF Contract, LIF Contract, PRIF Contract or RLIF Contract; or (b) your Contract is amended to become a RIF Contract, LRIF Contract, LIF Contract, PRIF Contract or RLIF Contract, pursuant to its terms.

- 12.1** In this Section 12, “you” and “your” refer to the Owner of the Contract, the “Annuitant” as defined under the Tax Act; and “spouse” or “common-law partner” means a spouse or common-law partner as defined in the Tax Act.
- 12.2** Your Contract will be registered as a registered retirement income fund under the Tax Act and any applicable provincial income tax legislation.
- 12.3** We will not accept Deposits under your Contract other than money transferred from:
- a) a registered retirement savings plan (RRSP) under which you are the Annuitant;
 - b) another registered retirement income fund (RRIF) under which you are the Annuitant;
 - c) you, to the extent only that the amount is an amount described in sub-paragraph 60(1)(v) of the Tax Act;
 - d) an RRSP or RRIF of your spouse or common-law partner, or former spouse or common-law partner, under a decree, order or judgment of a competent tribunal, or under a written separation agreement, relating to a division of property between you and your spouse or common-law partner, or former spouse or common-law partner, in settlement of rights arising out of, or on the breakdown of, your marriage or common-law partnership;
 - e) a registered pension plan of which you are a member (within the meaning assigned by subsection 147.1(1) of the Tax Act);
 - f) a registered pension plan in accordance with subsection 147.3(5) or (7) of the Tax Act;
 - g) a specified pension plan in circumstances to which subsection 146(21) of the Tax Act applies; and
 - h) any other sources permitted under the Tax Act.
- 12.4** We shall make only those payments under this Contract that are described in paragraphs 146.3(2)(d) and 146.3(2)(e) of the Tax Act, in subsections 146.3(14) and 146.3(14.1) of the Tax Act and in the definition of “retirement income fund” in subsection 146.3(1) of the Tax Act.
- 12.5** On your direction, we will, in prescribed form and manner, transfer all or part of the value of your Contract, other than the amount required to be retained below, together with all information necessary for the continuance of the fund, to another carrier who has agreed to be the carrier of another registered retirement income fund of yours. On such a transfer, we will retain an amount equal to the lesser of:
- a) such portion of the Total Contract Value as would be sufficient, if the Total Contract Value does not decline after the transfer, to ensure that the minimum amount, as defined in the Tax Act, under the Contract for the year in which the transfer is made can be paid to you in the year; and
 - b) the Total Contract Value.
- 12.6** Neither the Contract nor any payments under the Contract may be assigned in whole or in part.
- 12.7** Where a conflict or inconsistency exists between the provisions of this Section 12 and provisions contained elsewhere in this Contract, the provisions of this Section 12 will take precedence.

The following provisions apply to your Contract if you requested, in your application, that we apply for registration of your Contract under the Tax Act as a TFSA Contract.

13.1 What the words mean:

Please remember that in this endorsement, “I,” “me” and “my” mean the Owner of the Contract, and “we” and “us” mean RBC Life Insurance Company.

In this endorsement:

“TFSA” means tax-free savings account and has the same meaning as under the Tax Act;

“common-law partner” has the same meaning as under the Tax Act;

“spouse” has the same meaning as under the Tax Act; and

“TFSA Contract” means a Contract to which a TFSA endorsement is attached.

13.2 General terms:

This Endorsement will form part of the Contract. If there is conflict between this Endorsement and the Contract, this Endorsement will prevail.

13.3 In the Contract, the term “non-registered Contract” and the term “non-registered Contracts” also refer to a TFSA Contract, except in the paragraph of the Contract that includes the definition of “Owner.”

13.4 The Owner and Annuitant of the Contract must be the same person. Joint ownership of this Contract is not permitted. The initial Owner and Annuitant under the Contract will be the “Holder” of the Contract as defined in subsection 146.2(1) of the Tax Act for the purposes of section 146.2 and Part XI.01 of the Tax Act.

13.5 Notwithstanding Section 2.4 of the Contract, you may only appoint your spouse or common-law partner as the Successor Annuitant.

13.6 Notwithstanding Section 2.6 of the Contract, if you appointed your spouse or common-law partner as the Successor Annuitant, you hereby appoint that person as the Successor Owner.

If the Successor Owner and Successor Annuitant are your spouse or common-law partner immediately before your death, then upon your death, the Successor Owner and Successor Annuitant will be the “Holder” as defined in subsection 146.2(1) of the Tax Act for the purposes of section 146.2 and Part XI.01 of the Tax Act.

13.7 You acknowledge and confirm that you will be at least eighteen (18) years of age on the effective date of the Contract and that you are a resident of Canada.

13.8 For greater certainty, it is declared that Deposits made to this Contract shall be used, invested or otherwise applied for the purpose of making payments under this Contract to the Owner.

13.9 You and we agree that we will file an election to register this Contract as a TFSA with the Minister of National Revenue and, if necessary, any other tax authority of a jurisdiction in Canada.

13.10 This Contract will be maintained for the exclusive benefit of the Owner while the Owner is alive.

13.11 No one other than you and we have rights under this Contract relating to the amount and timing of withdrawals and the investing of funds.

13.12 Only the Owner may make Deposits to this Contract.

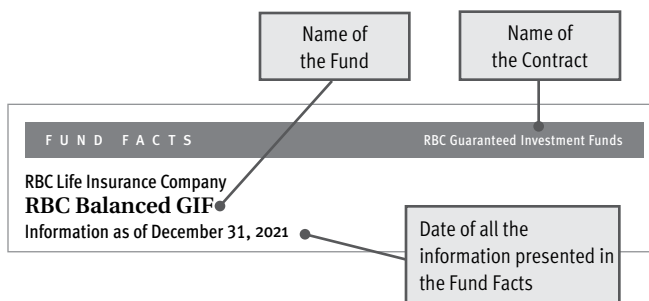
- 13.13** We will permit withdrawals to be made from the Contract to reduce the amount of tax otherwise payable by you under section 207.02 or 207.03 of the Tax Act. The usual Administrative Rules and fees will apply to this type of withdrawal.
- 13.14** If you advise us in writing, we will transfer all or any part of the Total Contract Value, subject to any applicable fees and our Administrative Rules relating to the size of the withdrawal and your remaining balances within this Contract and each Fund within this Contract, to another TFSA under which you are the Holder.

NOTES TO THE FUND FACTS

Certain information in the Fund Facts is contained in the Contract and is accurate as of the date that it was prepared.

The remedies for any error in Fund Facts information will include any reasonable measures by RBC Life Insurance Company to correct the error but will not entitle you to specific performance under the Contract.

HOW TO READ THE FUND FACTS



QUICK FACTS

Date Fund Created: The date on which the segregated fund contract became available for purchase as an investment option under the Contract.

Total Value on December 31, 2021: The dollar figure representing total market value of the assets within the Fund.

Net Asset Value per Unit: The dollar value of each unit notionally held within a segregated fund, calculated as follows: Total value divided by the number of units outstanding.

Number of Units Outstanding: The number of units notionally held by contractholders of the Fund.

Management Expense Ratio (MER): The MERs in the Fund Facts are based on the December 31, 2021 audited financial statements. These MERs are subject to change at any time and may increase. These MERs include HST. Actual MERs including HST will be published in the annual audited financial statements.

Portfolio Manager: The name of the firm that manages the underlying mutual fund. The portfolio manager monitors and selects appropriate investments based on the investment objective of the underlying fund.

Portfolio Turnover Rate: Portfolio turnover rate indicates how often the fund manager bought and sold securities for the Fund or the underlying fund, as applicable. A portfolio turnover rate of 100% is equivalent to the Fund buying and selling all of the securities in its portfolio once during the year. The higher a Fund's portfolio turnover rate, the greater the chance that a taxable investor may receive an allocation that must be included in income for tax purposes and the higher the trading costs for the Fund. A higher turnover rate does not necessarily mean better performance.

Minimum Investment: The minimum amount of money that is needed to purchase a Contract.

INVESTMENT SEGMENTATION OF THE UNDERLYING FUND

This shows you what types of securities the underlying fund invests in. It will give you an idea of the asset mix, industry mix or geographical mix depending on the type of fund.

WHAT DOES THIS FUND INVEST IN?

This tells you what underlying fund the segregated fund invests in. It also shows you the top 10 individual investments of the underlying fund. In the case of GIPs, the top 10 investments are the top 10 funds the underlying fund invests in.

The current holdings may change due to ongoing portfolio transactions within the underlying fund. Please contact your advisor or go to our website for current information on top 10 investments: www.rbcinsurance.com/segregatedfunds.

HOW HAS THE FUND PERFORMED?

This section tells you how the Fund has performed over the past 10 years. Returns are after the MER has been deducted. Where the segregated fund has not been in existence for the last 10 years, historical returns for the underlying mutual fund it invests in are shown. It is important to note:

- This doesn't tell you how the Fund will perform in the future.
- The returns of the segregated fund will always be lower than those of the mutual fund due to differences in timing and expenses.
- Your actual return will depend on the guarantee option you choose and on your personal tax situation.

HOW RISKY IS IT?

This section shows how RBC Life has rated the risk of the Fund. The value of your investments can go down. The level of risk that is suitable for you will depend on a number of factors such as your investment goals and risk tolerance. Speak to your advisor to determine the appropriate Funds for you in your particular circumstances.

WHO IS THIS FUND FOR?

This states the type of investor the Fund would be suitable for. Speak to your advisor to determine your investment goals and tolerance for risk.

ARE THERE ANY GUARANTEES?

Your Contract has certain guarantees that protect the value of your investment upon maturity and at death. At other times, the value of your investment will go up or down. Please refer to the Information Folder and Contract for more information.

HOW MUCH DOES IT COST?

This section tells you the fees and expenses you could pay to buy, own or sell Units of the Fund.

The "Sales Charge" section provides details on what you could pay when you first buy the Fund, and what you could pay when you sell the Fund, depending on which option you choose.

The "Ongoing Fund Expenses" section provides details on MER, trailing commissions (the commission that is paid for as long as you own the Fund, and is part of the MER) and other fees such as short-term trading fees and unscheduled withdrawal or switch fees.

WHAT IF I CHANGE MY MIND?

This section provides information on what you can do if you change your mind about the purchase or transaction in a Fund. It tells you what you need to do and within what period of time you need to do it.

RBC Life Insurance Company
RBC Canadian Money Market GIF
 Information as of December 31, 2023

QUICK FACTS

Date Fund Created:	September 18, 2006	Management Expense Ratio (MER) (Invest Series):	0.69%
Total Value on December 31, 2023:	\$111.3 Million	Management Expense Ratio (MER) (Series 1):	0.72%
Net Asset Value per Unit (Invest Series):	\$10.9253	Management Expense Ratio (MER) (Series 2):	0.78%
Net Asset Value per Unit (Series 1):	\$12.1199	Management Expense Ratio (MER) (Invest Series FSC):	0.56%
Net Asset Value per Unit (Series 2):	\$10.7301	Management Expense Ratio (MER) (Series 1 FSC):	0.76%
Net Asset Value per Unit (Invest Series F SC):	\$10.6264	Management Expense Ratio (MER) (Series 2 FSC):	0.83%
Net Asset Value per Unit (Series 1 F SC):	\$10.5443	Portfolio Manager:	RBC Global Asset Management Inc.
Net Asset Value per Unit (Series 2 F SC):	\$10.5380	Portfolio Turnover Rate:	0.00%
Number of units outstanding:	9,800,340	Minimum Investment:	\$1,000 or \$50 PAD \$10,000 (RIF, LIF, LRIF, PRIF and RLIF)

WHAT DOES THIS FUND INVEST IN?

This segregated fund invests in the RBC Canadian Money Market Fund. The underlying fund invests primarily in high-quality, short-term (one year or less) debt securities issued by Canadian governments and corporations.

For more information on investment objectives, please read the Information Folder and Contract.

Top 10 investments of the underlying fund

	%
1. King Street Funding Trust 5.302% Jan 26, 2024	2.5%
2. Banner Trust 5.430% May 27, 2024	2.3%
3. Fusion Trust 5.450% Jun 17, 2024	2.0%
4. Merit Trust 5.430% May 27, 2024	1.9%
5. Bank of Nova Scotia 5.681% Mar 28, 2024	1.6%
6. Inter Pipeline Corridor Inc. 5.380% Jan 12, 2024	1.5%
7. SURE Trust 5.177% Jan 12, 2024	1.5%
8. STABLE Trust 5.599% May 14, 2024	1.5%
9. Bay Street Funding Trust 5.362% Jan 08, 2024	1.5%
10. Toronto-Dominion Bank 5.501% Oct 18, 2024	1.4%

The top 10 investments make up 17.7% of the fund
 Total investments = 245

INVESTMENT SEGMENTATION OF THE UNDERLYING FUND

Asset Mix



ARE THERE ANY GUARANTEES?

This segregated fund is being offered under an insurance contract. It comes with guarantees that may protect a contractholder's investment if the markets go down. The MER includes the insurance cost for the guarantee. For details please refer to the Information Folder and Contract.

HOW HAS THE FUND PERFORMED?

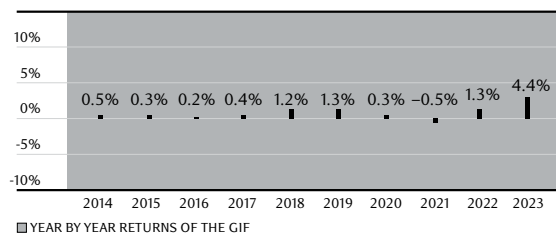
This section tells you how the fund has performed over the past 10 years or from inception (if the fund is less than 10 years old) for an investor who chooses Series 1. Returns are after the MER has been deducted. It is important to note that this doesn't tell you how the fund will perform in the future. Also, your actual return will depend on the guarantee option you choose and on your personal tax situation, the timing of your deposits and any other changes.

Average return

A person who invested \$1,000 in the fund and invested in Series 1 on December 31, 2013, has \$1094.64 on December 31, 2023. This works out to an average return of 0.9% a year.

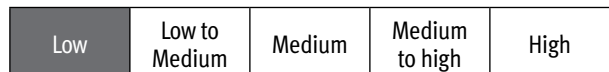
Year-by-year returns

This chart shows how the fund has performed in the past 10 years for a contractholder who chose Series 1. In the last 10 years the fund was up in value 9 years and down in value 1 year.



HOW RISKY IS IT?

The value of your investments can go down. Please see the Information Folder for further details.



WHO IS THIS FUND FOR?

For a person seeking to protect the value of their investment, and who is not comfortable with the ups and downs of the market.

RBC Canadian Money Market GIF

HOW MUCH DOES IT COST?

The following tables show the fees and expenses you could pay to buy and sell units of the fund.

1. SALES CHARGES

One of the following sales charges will apply, see the Information Folder or Contract for full details or discuss with your advisor.

Sales Charge Option	What you Pay	How it works
Initial Sales Charge	Up to 2% of the amount you buy	<ul style="list-style-type: none"> You and your advisor decide on the rate. The initial sales charge is deducted from the amount you buy. It is paid as a commission. For a 0% initial sales charge (or no load), there is nothing deducted from the amount you buy.
Deferred Sales Charge	If you sell within: 1 year of buying 2.25% 2 years of buying 2.00% 3 years of buying 1.75% 4 years of buying 1.25% 5 years of buying 1.00% 6 years of buying 0.75% 7 years of buying 0.50% After 7 years 0%	<ul style="list-style-type: none"> The deferred sales charge is closed to additional deposits. Any deferred sales charge you pay goes to RBC Life Insurance Company. The deferred sales charge is a set rate. It is deducted from the amount you sell. You can sell up to 10% of your units each year without paying a deferred sales charge (20% for RRIF tax types). You can switch to units of other funds under the insurance contract at any time without paying a deferred sales charge as long as you stay in the same sales charge option and series. The deferred sales charge schedule will be based on the date of each deposit.
Low Sales Charge	If you sell within: 1 year of buying 3.00% 2 years of buying 2.75% 3 years of buying 2.50% After 3 years 0%	<ul style="list-style-type: none"> The low sales charge is closed to additional deposits. Any deferred sales charge you pay goes to RBC Life Insurance Company.
F Sales Charge	There are no sales charges when you purchase or redeem the fund.	<ul style="list-style-type: none"> F Sales Charge funds are only available from distributors offering fee based accounts or from eligible distributors who have signed an agreement with RBC Life Insurance Company.
Advisor Chargeback Sales Charge	There are no sales charges when you purchase or redeem the fund.	<ul style="list-style-type: none"> When you buy the fund, RBC Life Insurance pays a commission of 3.25%. If you redeem a fund within 2 years from the purchase date, your advisor may have to return all or part of their sales commission.

2. ONGOING FUND EXPENSES

The management expense ratio (MER) includes the management fee and operating expenses of the fund. The MER includes the insurance cost of the guarantee. You don't pay these expenses directly. They affect you because they reduce the return you get on your investment. For details about how the guarantees work, see your insurance contract.

MER (Annual rate as a % of the funds value): 0.69% (Invest Series), 0.72% (Series 1), 0.78% (Series 2), 0.56% (Invest Series FSC), 0.76% (Series 1 FSC), 0.83% (Series 2 FSC)

Trailing commission

RBC Life Insurance Company pays a trailing commission of up to 0.40% for as long as you own the fund. It is for the services and advice your advisor provides to you. You don't pay these expenses directly. The trailing commission is paid out of the management fee. The rate depends on the sales charge option you choose. There are no trailing commissions paid under the F sales charge option. A fee for service and advice may be negotiated between you and your advisor ("Advisor Fee"). The Advisor Fee is paid by you and is not included in the MER.

Other fees

You may have to pay other fees when you sell or transfer units of the fund.

Fee	What you pay
Short-term trading fee	2% of the value of units you sell or transfer within 90 days of buying them.
Unscheduled withdrawal or switch fee	\$50 for any unscheduled switches or withdrawals above the annual number permitted.

WHAT IF I CHANGE MY MIND?

- You can change your mind within two business days of the earlier of the date you received confirmation or five business days after it is mailed. You can also change your mind about subsequent transactions you make under the contract within two business days of the earlier of the date you received confirmation or five business days after it is mailed. In this case the right to cancel only applies to the new transaction.
- You have to tell RBC Life Insurance Company in writing that you want to cancel.
- The amount returned will be the lesser of the amount you invested or the value of the fund if it has gone down.
- The amount returned only applies to the specific transaction and will include a refund of any sales charges or other fees you paid.

FOR MORE INFORMATION

This summary may not contain all the information you need. Please read the Contract and Information Folder. Contact your advisor or
 Telephone: 1-877-933-4800
 RBC Life Insurance Company
 c/o RBC Investor Services Trust,
 Shareholder Services
 155 Wellington Street West, 3rd Floor
 Toronto, Ontario M5V 3L3

RBC Life Insurance Company
RBC Canadian Short-Term Income GIF
 Information as of December 31, 2023

QUICK FACTS

Date Fund Created:	September 18, 2006	Management Expense Ratio (MER) (Invest Series):	1.78%
Total Value on December 31, 2022:	\$5.2 Million	Management Expense Ratio (MER) (Series 1):	2.10%
Net Asset Value per Unit (Invest Series):	\$10.0489	Management Expense Ratio (MER) (Series 2):	2.17%
Net Asset Value per Unit (Series 1):	\$11.6036	Portfolio Manager:	RBC Global Asset Management Inc.
Net Asset Value per Unit (Series 2):	\$9.7031	Portfolio Turnover Rate:	29.98%
Number of Units Outstanding:	483,069	Minimum Investment:	\$1,000 or \$50 PAD \$10,000 (RIF, LIF, LRF, PRIF and RLIF)

WHAT DOES THIS FUND INVEST IN?

This segregated fund invests in the RBC Canadian Short-Term Income Fund. The underlying fund invests primarily in short-term fixed-income securities issued by Canadian governments and corporations.

For more information on investment objectives, please read the Information Folder and Contract.

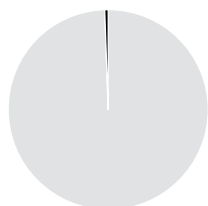
Top 10 investments of the underlying fund
%

1. Province of Ontario 2.300% Sep 08, 2024	2.6%
2. Canadian Government Bond 3.250% Sep 01, 2028	2.6%
3. Canadian Government Bond 1.250% Mar 01, 2027	2.5%
4. Province of Ontario 2.600% Jun 02, 2027	2.4%
5. Canadian Government Bond 3.500% Mar 01, 2028	2.3%
6. Province of Ontario 2.400% Jun 02, 2026	2.1%
7. Province of Quebec 2.500% Sep 01, 2026	2.0%
8. Province of Quebec 2.750% Sep 01, 2025	1.8%
9. Province of Ontario 2.600% Jun 02, 2025	1.7%
10. Province of Ontario 1.050% Sep 08, 2027	1.7%

The top 10 investments make up 21.7% of the fund
 Total investments = 333

INVESTMENT SEGMENTATION OF THE UNDERLYING FUND

Asset Mix



	% Assets
■ Cash	1.1%
■ Fixed Income	98.9%
■ Canadian Equities	0.0%
■ U.S. Equities	0.0%
■ European Equities	0.0%
■ Asia-Pacific Equities	0.0%
■ Emerging Markets Equities	0.0%

ARE THERE ANY GUARANTEES?

This segregated fund is being offered under an insurance contract. It comes with guarantees that may protect a contractholder's investment if the markets go down. The MER includes the insurance cost for the guarantee. For details please refer to the Information Folder and Contract.

HOW HAS THE FUND PERFORMED?

This section tells you how the fund has performed over the past 10 years or from inception (if the fund is less than 10 years old) for an investor who chooses Series 1. Returns are after the MER has been deducted.

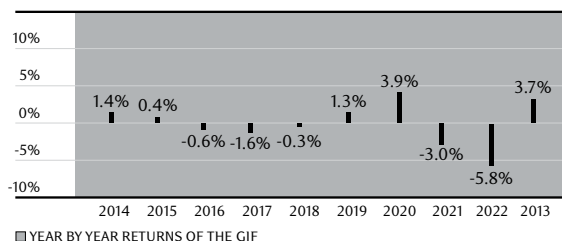
It is important to note that this doesn't tell you how the fund will perform in the future. Also, your actual return will depend on the guarantee option you choose and on your personal tax situation, the timing of your deposits and any other changes.

Average return

A person who invested \$1,000 in the fund and invested in Series 1 on December 31, 2013, has \$991.02 on December 31, 2023. This works out to an average return of -0.1% a year.

Year-by-year returns

This chart shows how the fund has performed in the past 10 years for a contractholder who chose Series 1. In the last 10 years the fund was up in value 5 years and down in value 5 years.



HOW RISKY IS IT?

The value of your investments can go down. Please see the Information Folder for further details.



WHO IS THIS FUND FOR?

For a person seeking potential for income and who is a bit comfortable with the ups and downs of the market.

RBC Canadian Short-Term Income GIF

HOW MUCH DOES IT COST?

The following tables show the fees and expenses you could pay to buy and sell units of the fund.

1. SALES CHARGES

One of the following sales charges will apply, see the Information Folder or Contract for full details or discuss with your advisor.

Sales Charge Option	What you Pay	How it works																
Initial Sales Charge	Up to 5% of the amount you buy	<ul style="list-style-type: none"> You and your advisor decide on the rate. The initial sales charge is deducted from the amount you buy. It is paid as a commission. For a 0% initial sales charge (or no load), there is nothing deducted from the amount you buy. 																
Deferred Sales Charge	If you sell within: <table border="0"> <tr><td>1 year of buying</td><td>4.5%</td></tr> <tr><td>2 years of buying</td><td>4.0%</td></tr> <tr><td>3 years of buying</td><td>3.5%</td></tr> <tr><td>4 years of buying</td><td>3.0%</td></tr> <tr><td>5 years of buying</td><td>2.5%</td></tr> <tr><td>6 years of buying</td><td>2.0%</td></tr> <tr><td>7 years of buying</td><td>1.5%</td></tr> <tr><td>After 7 years</td><td>0%</td></tr> </table>	1 year of buying	4.5%	2 years of buying	4.0%	3 years of buying	3.5%	4 years of buying	3.0%	5 years of buying	2.5%	6 years of buying	2.0%	7 years of buying	1.5%	After 7 years	0%	<ul style="list-style-type: none"> The deferred sales charge is closed to additional deposits. Any deferred sales charge you pay goes to RBC Life Insurance Company. The deferred sales charge is a set rate. It is deducted from the amount you sell. You can sell up to 10% of your units each year without paying a deferred sales charge (20% for RRIF tax types). You can switch to units of other funds under the insurance contract at any time without paying a deferred sales charge as long as you stay in the same sales charge option and series. The deferred sales charge schedule will be based on the date of each deposit.
1 year of buying	4.5%																	
2 years of buying	4.0%																	
3 years of buying	3.5%																	
4 years of buying	3.0%																	
5 years of buying	2.5%																	
6 years of buying	2.0%																	
7 years of buying	1.5%																	
After 7 years	0%																	
Low Sales Charge	If you sell within: <table border="0"> <tr><td>1 year of buying</td><td>3.00%</td></tr> <tr><td>2 years of buying</td><td>2.75%</td></tr> <tr><td>3 years of buying</td><td>2.50%</td></tr> <tr><td>After 3 years</td><td>0%</td></tr> </table>	1 year of buying	3.00%	2 years of buying	2.75%	3 years of buying	2.50%	After 3 years	0%	<ul style="list-style-type: none"> The low sales charge is closed to additional deposits. Any deferred sales charge you pay goes to RBC Life Insurance Company. 								
1 year of buying	3.00%																	
2 years of buying	2.75%																	
3 years of buying	2.50%																	
After 3 years	0%																	

2. ONGOING FUND EXPENSES

The management expense ratio (MER) includes the management fee and operating expenses of the fund. The MER includes the insurance cost of the guarantee. You don't pay these expenses directly. They affect you because they reduce the return you get on your investment. For details about how the guarantees work, see your insurance contract.

MER (Annual rate as a % of the funds value): 1.78% (Invest Series), 2.10% (Series 1), 2.17% (Series 2)

Trailing commission

RBC Life Insurance Company pays a trailing commission of up to 0.50% for as long as you own the fund. It is for the services and advice your advisor provides to you. You don't pay these expenses directly. The trailing commission is paid out of the management fee. The rate depends on the sales charge option you choose.

Other fees

You may have to pay other fees when you sell or transfer units of the fund.

Fee

What you pay

Short-term trading fee

2% of the value of units you sell or transfer within 90 days of buying them.

Unscheduled withdrawal or switch fee

\$50 for any unscheduled switches or withdrawals above the annual number permitted.

WHAT IF I CHANGE MY MIND?

- You can change your mind within two business days of the earlier of the date you received confirmation or five business days after it is mailed. You can also change your mind about subsequent transactions you make under the contract within two business days of the earlier of the date you received confirmation or five business days after it is mailed. In this case the right to cancel only applies to the new transaction.
- You have to tell RBC Life Insurance Company in writing that you want to cancel.
- The amount returned will be the lesser of the amount you invested or the value of the fund if it has gone down.
- The amount returned only applies to the specific transaction and will include a refund of any sales charges or other fees you paid.

FOR MORE INFORMATION

This summary may not contain all the information you need. Please read the Contract and Information Folder.

Contact your advisor or

Telephone: 1-877-933-4800

RBC Life Insurance Company
 c/o RBC Investor Services Trust,
 Shareholder Services
 155 Wellington Street West, 3rd Floor
 Toronto, Ontario M5V 3L3

RBC Life Insurance Company

RBC Bond GIF

Information as of December 31, 2023

QUICK FACTS

Date Fund Created:	September 18, 2006	Management Expense Ratio (MER) (Invest Series):	1.78%
Total Value on December 31, 2022:	\$28.4 Million	Management Expense Ratio (MER) (Series 1):	2.09%
Net Asset Value per Unit (Invest Series):	\$10.8531	Management Expense Ratio (MER) (Series 2):	2.20%
Net Asset Value per Unit (Series 1):	\$14.4068	Management Expense Ratio (MER) (Invest Series FSC):	1.21%
Net Asset Value per Unit (Series 2):	\$10.4406	Management Expense Ratio (MER) (Series 1 FSC):	1.51%
Net Asset Value per Unit (Invest Series FSC):	\$9.7980	Management Expense Ratio (MER) (Series 2 FSC):	1.74%
Net Asset Value per Unit (Series 1 FSC):	\$9.6774	Portfolio Manager:	RBC Global Asset Management Inc.
Net Asset Value per Unit (Series 2 FSC):	\$9.6086	Portfolio Turnover Rate:	24.01%
Number of Units Outstanding:	2,275,923	Minimum Investment:	\$1,000 or \$50 PAD \$10,000 (RIF, LIF, LRIF, PRIF and RLIF)

WHAT DOES THIS FUND INVEST IN?

This segregated fund invests in the RBC Bond Fund. The underlying fund invests primarily in fixed-income securities issued by Canadian governments and corporations. For more information on investment objectives, please read the Information Folder and Contract.

Top 10 investments of the underlying fund

	%
1. Province of Ontario 2.150% Jun 02, 2031	2.2%
2. Province of Ontario 3.750% Jun 02, 2032	2.2%
3. Province of Ontario 1.900% Dec 02, 2051	1.9%
4. Province of Ontario 3.450% Jun 02, 2045	1.7%
5. Province of Ontario 2.650% Dec 02, 2050	1.6%
6. Province of Ontario 2.900% Dec 02, 2046	1.6%
7. Province of Ontario 3.650% Jun 02, 2033	1.4%
8. Province of Ontario 2.250% Dec 02, 2031	1.3%
9. Province of Ontario 2.900% Jun 02, 2049	1.3%
10. Province of Ontario 3.500% Jun 02, 2043	1.3%

The top 10 investments make up 16.5% of the fund
Total investments = 960

INVESTMENT SEGMENTATION OF THE UNDERLYING FUND

Asset Mix



ARE THERE ANY GUARANTEES?

This segregated fund is being offered under an insurance contract. It comes with guarantees that may protect a contractholder's investment if the markets go down. The MER includes the insurance cost for the guarantee. For details please refer to the Information Folder and Contract.

HOW HAS THE FUND PERFORMED?

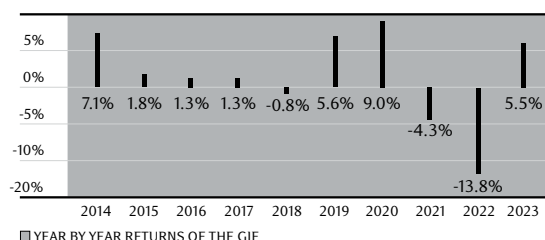
This section tells you how the fund has performed over the past 10 years or from inception (if the fund is less than 10 years old) for an investor who chooses Series 1. Returns are after the MER has been deducted. It is important to note that this doesn't tell you how the fund will perform in the future. Also, your actual return will depend on the guarantee option you choose and on your personal tax situation, the timing of your deposits and any other changes.

Average return

A person who invested \$1,000 in the fund and invested in Series 1 on December 31, 2013 has \$1,110.85 on December 31, 2023. This works out to an average return of 1.1% a year.

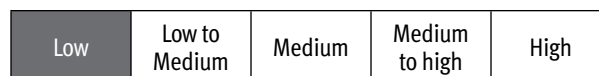
Year-by-year returns

This chart shows how the fund has performed in the past 10 years for a contractholder who chose Series 1. In the last 10 years the fund was up in value 7 years and down in value 3 years.



HOW RISKY IS IT?

The value of your investments can go down. Please see the Information Folder for further details.



WHO IS THIS FUND FOR?

For a person seeking potential for income and long-term growth and who is a bit comfortable with the ups and downs of the market.

RBC Bond GIF

HOW MUCH DOES IT COST?

The following tables show the fees and expenses you could pay to buy and sell units of the fund.

1. SALES CHARGES

One of the following sales charges will apply, see the Information Folder or Contract for full details or discuss with your advisor.

Sales Charge Option	What you Pay	How it works																
Initial Sales Charge	Up to 5% of the amount you buy	<ul style="list-style-type: none"> You and your advisor decide on the rate. The initial sales charge is deducted from the amount you buy. It is paid as a commission. For a 0% initial sales charge (or no load), there is nothing deducted from the amount you buy. 																
Deferred Sales Charge	If you sell within: <table border="0"> <tr><td>1 year of buying</td><td>4.5%</td></tr> <tr><td>2 years of buying</td><td>4.0%</td></tr> <tr><td>3 years of buying</td><td>3.5%</td></tr> <tr><td>4 years of buying</td><td>3.0%</td></tr> <tr><td>5 years of buying</td><td>2.5%</td></tr> <tr><td>6 years of buying</td><td>2.0%</td></tr> <tr><td>7 years of buying</td><td>1.5%</td></tr> <tr><td>After 7 years</td><td>0%</td></tr> </table>	1 year of buying	4.5%	2 years of buying	4.0%	3 years of buying	3.5%	4 years of buying	3.0%	5 years of buying	2.5%	6 years of buying	2.0%	7 years of buying	1.5%	After 7 years	0%	<ul style="list-style-type: none"> The deferred sales charge is closed to additional deposits. Any deferred sales charge you pay goes to RBC Life Insurance Company. The deferred sales charge is a set rate. It is deducted from the amount you sell. You can sell up to 10% of your units each year without paying a deferred sales charge (20% for RRIF tax types). You can switch to units of other funds under the insurance contract at any time without paying a deferred sales charge as long as you stay in the same sales charge option and series. The deferred sales charge schedule will be based on the date of each deposit.
1 year of buying	4.5%																	
2 years of buying	4.0%																	
3 years of buying	3.5%																	
4 years of buying	3.0%																	
5 years of buying	2.5%																	
6 years of buying	2.0%																	
7 years of buying	1.5%																	
After 7 years	0%																	
Low Sales Charge	If you sell within: <table border="0"> <tr><td>1 year of buying</td><td>3.00%</td></tr> <tr><td>2 years of buying</td><td>2.75%</td></tr> <tr><td>3 years of buying</td><td>2.50%</td></tr> <tr><td>After 3 years</td><td>0%</td></tr> </table>	1 year of buying	3.00%	2 years of buying	2.75%	3 years of buying	2.50%	After 3 years	0%	<ul style="list-style-type: none"> The low sales charge is closed to additional deposits. Any deferred sales charge you pay goes to RBC Life Insurance Company. 								
1 year of buying	3.00%																	
2 years of buying	2.75%																	
3 years of buying	2.50%																	
After 3 years	0%																	
F Sales Charge	There are no sales charges when you purchase or redeem the fund.	<ul style="list-style-type: none"> F Sales Charge funds are only available from distributors offering fee based accounts or from eligible distributors who have signed an agreement with RBC Life Insurance Company. 																
Advisor Chargeback Sales Charge	There are no sales charges when you purchase or redeem the fund.	<ul style="list-style-type: none"> When you buy the fund, RBC Life Insurance pays a commission of 3.25%. If you redeem a fund within 2 years from the purchase date, your advisor may have to return all or part of their sales commission. 																

2. ONGOING FUND EXPENSES

The management expense ratio (MER) includes the management fee and operating expenses of the fund. The MER includes the insurance cost of the guarantee. You don't pay these expenses directly. They affect you because they reduce the return you get on your investment. For details about how the guarantees work, see your insurance contract.

MER (Annual rate as a % of the funds value): 1.78% (Invest Series), 2.09% (Series 1), 2.20% (Series 2), 1.21% (Invest Series FSC), 1.51% (Series 1 FSC), 1.74% (Series 2 FSC)

Trailing commission

RBC Life Insurance Company pays a trailing commission of up to 1.00% for as long as you own the fund. It is for the services and advice your advisor provides to you. You don't pay these expenses directly. The trailing commission is paid out of the management fee. The rate depends on the sales charge option you choose. There are no trailing commissions paid under the F sales charge option. A fee for service and advice may be negotiated between you and your advisor ("Advisor Fee"). The Advisor Fee is paid by you and is not included in the MER.

Other fees

You may have to pay other fees when you sell or transfer units of the fund.

Fee	What you pay
Short-term trading fee	2% of the value of units you sell or transfer within 90 days of buying them.
Unscheduled withdrawal or switch fee	\$50 for any unscheduled switches or withdrawals above the annual number permitted.

WHAT IF I CHANGE MY MIND?

- You can change your mind within two business days of the earlier of the date you received confirmation or five business days after it is mailed. You can also change your mind about subsequent transactions you make under the contract within two business days of the earlier of the date you received confirmation or five business days after it is mailed. In this case the right to cancel only applies to the new transaction.
- You have to tell RBC Life Insurance Company in writing that you want to cancel.
- The amount returned will be the lesser of the amount you invested or the value of the fund if it has gone down.
- The amount returned only applies to the specific transaction and will include a refund of any sales charges or other fees you paid.

FOR MORE INFORMATION

This summary may not contain all the information you need. Please read the Contract and Information Folder.
 Contact your advisor or
 Telephone: 1-877-933-4800
 RBC Life Insurance Company
 c/o RBC Investor Services Trust,
 Shareholder Services
 155 Wellington Street West, 3rd Floor
 Toronto, Ontario M5V 3L3

RBC Life Insurance Company
RBC PH&N Total Return Bond GIF
 Information as of December 31, 2023

QUICK FACTS

Date Fund Created:	November 29, 2010	Management Expense Ratio (MER) (Invest Series):	1.75%
Total Value on December 31, 2022:	\$12.5 Million	Management Expense Ratio (MER) (Series 1):	2.09%
Net Asset Value per Unit (Invest Series):	\$10.6820	Management Expense Ratio (MER) (Series 2):	2.17%
Net Asset Value per Unit (Series 1):	\$11.7848	Management Expense Ratio (MER) (Invest Series FSC):	1.21%
Net Asset Value per Unit (Series 2):	\$10.2880	Management Expense Ratio (MER) (Series 1 FSC):	1.53%
Net Asset Value per Unit (Invest Series FSC):	\$9.8212	Management Expense Ratio (MER) (Series 2 FSC):	1.64%
Net Asset Value per Unit (Series 1 FSC):	\$9.6902	Portfolio Manager:	RBC Global Asset Management Inc.
Net Asset Value per Unit (Series 2 FSC):	\$9.6615	Portfolio Turnover Rate:	135.50%
Number of Units Outstanding:	1,134,232	Minimum Investment:	\$1,000 or \$50 PAD \$10,000 (RIF, LIF, LRIF, PRIF and RLIF)

WHAT DOES THIS FUND INVEST IN?

This segregated fund invests in the Phillips, Hager & North Total Return Bond Fund.

The underlying fund invests primarily in fixed-income securities issued by Canadian governments and corporations.

For more information on investment objectives, please read the Information Folder and Contract.

Top 10 investments of the underlying fund	%
1. Canadian Government Bond 3.250% Sep 01, 2028	9.8%
2. Province of Quebec 3.600% Sep 01, 2033	7.2%
3. Canadian Government Bond 4.500% Feb 01, 2026	4.3%
4. Canadian Government Bond 3.250% Dec 01, 2033	3.5%
5. Canada Housing Trust No 1 4.250% Mar 15, 2034	3.4%
6. Phillips, Hager & North High Yield Bond Fund - Series O	3.3%
7. Province of Quebec 4.400% Dec 01, 2055	2.8%
8. Province of Ontario 3.500% Jun 02, 2043	2.0%
9. Province of Ontario 3.750% Dec 02, 2053	2.0%
10. Province of Ontario 5.600% Jun 02, 2035	1.6%

The top 10 investments make up 39.9% of the fund
 Total investments = 399

INVESTMENT SEGMENTATION OF THE UNDERLYING FUND

Asset Mix



	% Assets
■ Cash	1.4%
■ Fixed Income	98.6%
■ Canadian Equities	0.0%
■ U.S. Equities	0.0%
■ European Equities	0.0%
■ Asia-Pacific Equities	0.0%
■ Emerging Markets Equities	0.0%

ARE THERE ANY GUARANTEES?

This segregated fund is being offered under an insurance contract. It comes with guarantees that may protect a contractholder's investment if the markets go down. The MER includes the insurance cost for the guarantee. For details please refer to the Information Folder and Contract.

HOW HAS THE FUND PERFORMED?

This section tells you how the fund has performed over the past 10 years or from inception (if the fund is less than 10 years old) for an investor who chooses Series 1. Returns are after the MER has been deducted.

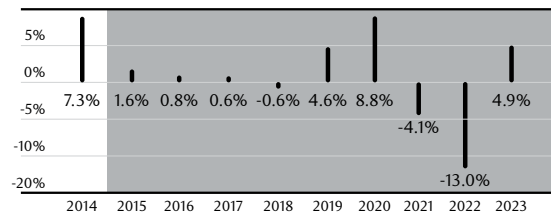
It is important to note that this doesn't tell you how the fund will perform in the future. Also, your actual return will depend on the guarantee option you choose and on your personal tax situation, the timing of your deposits and any other changes.

Average return

A person who invested \$1,000 in the fund and invested in Series 1 on December 31, 2013 has \$1,093.55 on December 31, 2023. This works out to an average return of 0.9% a year.

Year-by-year returns

This chart shows how the fund and its underlying mutual fund have performed in the past 10 years for a contractholder who chose Series 1. In the last 10 years the fund was up in value 7 years and down in value 3 years.

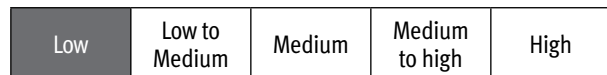


□ YEAR BY YEAR RETURNS OF THE UNDERLYING FUND: PH&N TOTAL RETURN BOND FUND (SERIES C)
 ■ YEAR BY YEAR RETURNS OF THE GIF

Note: The performance history of the underlying fund has been included for reference purposes only. The performance of the segregated fund will always vary from that of the underlying fund due to timing differences between purchases/redemptions of both funds, as well as the additional costs associated with guarantees and insurance administration.

HOW RISKY IS IT?

The value of your investments can go down. Please see the Information Folder for further details.



WHO IS THIS FUND FOR?

For a person seeking to protect their investment, for potential growth and who is a bit comfortable with the ups and downs of the market.

RBC PH&N Total Return Bond GIF

HOW MUCH DOES IT COST?

The following tables show the fees and expenses you could pay to buy and sell units of the fund.

1. SALES CHARGES

One of the following sales charges will apply, see the Information Folder or Contract for full details or discuss with your advisor.

Sales Charge Option	What you Pay	How it works
Initial Sales Charge	Up to 5% of the amount you buy	<ul style="list-style-type: none"> You and your advisor decide on the rate. The initial sales charge is deducted from the amount you buy. It is paid as a commission. For a 0% initial sales charge (or no load), there is nothing deducted from the amount you buy.
Deferred Sales Charge	If you sell within: 1 year of buying 4.5% 2 years of buying 4.0% 3 years of buying 3.5% 4 years of buying 3.0% 5 years of buying 2.5% 6 years of buying 2.0% 7 years of buying 1.5% After 7 years 0%	<ul style="list-style-type: none"> The deferred sales charge is closed to additional deposits. Any deferred sales charge you pay goes to RBC Life Insurance Company. The deferred sales charge is a set rate. It is deducted from the amount you sell. You can sell up to 10% of your units each year without paying a deferred sales charge (20% for RRIF tax types). You can switch to units of other funds under the insurance contract at any time without paying a deferred sales charge as long as you stay in the same sales charge option and series. The deferred sales charge schedule will be based on the date of each deposit.
Low Sales Charge	If you sell within: 1 year of buying 3.00% 2 years of buying 2.75% 3 years of buying 2.50% After 3 years 0%	<ul style="list-style-type: none"> The low sales charge is closed to additional deposits. Any deferred sales charge you pay goes to RBC Life Insurance Company.
F Sales Charge	There are no sales charges when you purchase or redeem the fund.	<ul style="list-style-type: none"> F Sales Charge funds are only available from distributors offering fee based accounts or from eligible distributors who have signed an agreement with RBC Life Insurance Company.
Advisor Chargeback Sales Charge	There are no sales charges when you purchase or redeem the fund.	<ul style="list-style-type: none"> When you buy the fund, RBC Life Insurance pays a commission of 3.25%. If you redeem a fund within 2 years from the purchase date, your advisor may have to return all or part of their sales commission.

2. ONGOING FUND EXPENSES

The management expense ratio (MER) includes the management fee and operating expenses of the fund. The MER includes the insurance cost of the guarantee. You don't pay these expenses directly. They affect you because they reduce the return you get on your investment. For details about how the guarantees work, see your insurance contract.

MER (Annual rate as a % of the funds value): 1.75% (Invest Series), 2.09%(Series 1), 2.17% (Series 2), 1.21% (Invest Series FSC), 1.53% (Series 1 FSC), 1.64% (Series 2 FSC)

Trailing commission

RBC Life Insurance Company pays a trailing commission of up to 1.00% for as long as you own the fund. It is for the services and advice your advisor provides to you. You don't pay these expenses directly. The trailing commission is paid out of the management fee. The rate depends on the sales charge option you choose. There are no trailing commissions paid under the F sales charge option. A fee for service and advice may be negotiated between you and your advisor ("Advisor Fee"). The Advisor Fee is paid by you and is not included in the MER.

Other fees

You may have to pay other fees when you sell or transfer units of the fund.

Fee	What you pay
Short-term trading fee	2% of the value of units you sell or transfer within 90 days of buying them.
Unscheduled withdrawal or switch fee	\$50 for any unscheduled switches or withdrawals above the annual number permitted.

WHAT IF I CHANGE MY MIND?

- You can change your mind within two business days of the earlier of the date you received confirmation or five business days after it is mailed. You can also change your mind about subsequent transactions you make under the contract within two business days of the earlier of the date you received confirmation or five business days after it is mailed. In this case the right to cancel only applies to the new transaction.
- You have to tell RBC Life Insurance Company in writing that you want to cancel.
- The amount returned will be the lesser of the amount you invested or the value of the fund if it has gone down.
- The amount returned only applies to the specific transaction and will include a refund of any sales charges or other fees you paid.

FOR MORE INFORMATION

This summary may not contain all the information you need. Please read the Contract and Information Folder.

Contact your advisor or
 Telephone: 1-877-933-4800
 RBC Life Insurance Company
 c/o RBC Investor Services Trust,
 Shareholder Services
 155 Wellington Street West, 3rd Floor
 Toronto, Ontario M5V 3L3

RBC Life Insurance Company
RBC Global Bond GIF
 Information as of December 31, 2023

QUICK FACTS

Date Fund Created:	October 1, 2007	Management Expense Ratio (MER) (Invest Series):	2.20%
Total Value on December 31, 2022:	\$9.6 Million	Management Expense Ratio (MER) (Series 1):	2.48%
Net Asset Value per Unit (Invest Series):	\$9.9524	Management Expense Ratio (MER) (Series 2):	2.54%
Net Asset Value per Unit (Series 1):	\$12.4349	Management Expense Ratio (MER) (Invest Series FSC):	1.36%
Net Asset Value per Unit (Series 2):	\$9.5913	Management Expense Ratio (MER) (Series 1 FSC):	1.66%
Net Asset Value per Unit (Invest Series FSC):	\$9.1891	Management Expense Ratio (MER) (Series 2 FSC):	1.82%
Net Asset Value per Unit (Series 1 FSC):	\$9.0823	Portfolio Manager:	RBC Global Asset Management Inc.
Net Asset Value per Unit (Series 2 FSC):	\$9.0282	Portfolio Turnover Rate:	29.16%
Number of Units Outstanding:	903,876	Minimum Investment:	\$1,000 or \$50 PAD \$10,000 (RIF, LIF, LRIF, PRIF and RLIF)

WHAT DOES THIS FUND INVEST IN?


This segregated fund invests in the RBC Global Bond Fund. The underlying fund invests primarily in fixed-income securities issued internationally by Canadian and foreign governments. For more information on investment objectives, please read the Information Folder and Contract.

Top 10 investments of the underlying fund

	%
1. Bundesrepublik Deutschland Bundesanleihe Strip Feb 15, 2031	3.4%
2. United States Treasury Note/Bond 0.875% Nov 15, 2030	3.1%
3. French Republic Government Bond OAT 1.250% May 25, 2036	2.1%
4. French Republic Government Bond OAT Strip Nov 25, 2031	1.9%
5. Italy Buoni Poliennali Del Tesoro 2.800% Dec 01, 2028	1.6%
6. Bundesrepublik Deutschland Bundesanleihe 0.250% Feb 15, 2029	1.5%
7. United States Treasury Note/Bond 3.000% Aug 15, 2052	1.5%
8. United States Treasury Note/Bond 2.250% Nov 15, 2025	1.5%
9. Japan Government Twenty Year Bond 0.500% Dec 20, 2040	1.4%
10. Italy Buoni Poliennali Del Tesoro 1.450% May 15, 2025	1.4%

The top 10 investments make up 19.4% of the fund
 Total investments = 529

INVESTMENT SEGMENTATION OF THE UNDERLYING FUND



ARE THERE ANY GUARANTEES?

This segregated fund is being offered under an insurance contract. It comes with guarantees that may protect a contractholder's investment if the markets go down. The MER includes the insurance cost for the guarantee. For details please refer to the Information Folder and Contract.

HOW HAS THE FUND PERFORMED?

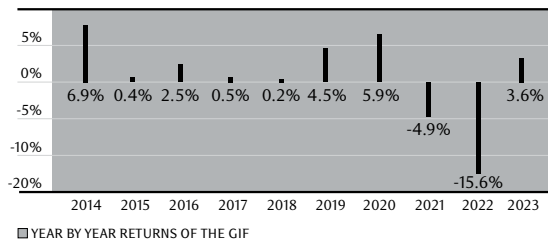
This section tells you how the fund has performed over the past 10 years or from inception (if the fund is less than 10 years old) for an investor who chooses Series 1. Returns are after the MER has been deducted. It is important to note that this doesn't tell you how the fund will perform in the future. Also, your actual return will depend on the guarantee option you choose and on your personal tax situation, the timing of your deposits and any other changes.

Average return

A person who invested \$1,000 in the fund and invested in Series 1 on December 31, 2013 has \$1,019.71 on December 31, 2023. This works out to an average return of 0.2% a year.

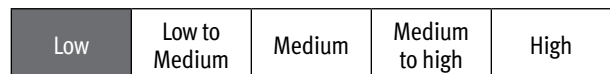
Year-by-year returns

This chart shows how the fund has performed in the past 10 years for a contractholder who chose Series 1. In the last 10 years the fund was up in value 8 years and down in value 2 years.



HOW RISKY IS IT?

The value of your investments can go down. Please see the Information Folder for further details.



WHO IS THIS FUND FOR?

For a person seeking potential for long-term growth and who is a bit comfortable with the ups and downs of the market.

RBC Global Bond GIF

HOW MUCH DOES IT COST?

The following tables show the fees and expenses you could pay to buy and sell units of the fund.

1. SALES CHARGES

One of the following sales charges will apply, see the Information Folder or Contract for full details or discuss with your advisor.

Sales Charge Option	What you Pay	How it works
Initial Sales Charge	Up to 5% of the amount you buy	<ul style="list-style-type: none"> You and your advisor decide on the rate. The initial sales charge is deducted from the amount you buy. It is paid as a commission. For a 0% initial sales charge (or no load), there is nothing deducted from the amount you buy.
Deferred Sales Charge	If you sell within: 1 year of buying 4.5% 2 years of buying 4.0% 3 years of buying 3.5% 4 years of buying 3.0% 5 years of buying 2.5% 6 years of buying 2.0% 7 years of buying 1.5% After 7 years 0%	<ul style="list-style-type: none"> The deferred sales charge is closed to additional deposits. Any deferred sales charge you pay goes to RBC Life Insurance Company. The deferred sales charge is a set rate. It is deducted from the amount you sell. You can sell up to 10% of your units each year without paying a deferred sales charge (20% for RRIF tax types). You can switch to units of other funds under the insurance contract at any time without paying a deferred sales charge as long as you stay in the same sales charge option and series. The deferred sales charge schedule will be based on the date of each deposit.
Low Sales Charge	If you sell within: 1 year of buying 3.00% 2 years of buying 2.75% 3 years of buying 2.50% After 3 years 0%	<ul style="list-style-type: none"> The low sales charge is closed to additional deposits. Any deferred sales charge you pay goes to RBC Life Insurance Company.
F Sales Charge	There are no sales charges when you purchase or redeem the fund.	<ul style="list-style-type: none"> F Sales Charge funds are only available from distributors offering fee based accounts or from eligible distributors who have signed an agreement with RBC Life Insurance Company.
Advisor Chargeback Sales Charge	There are no sales charges when you purchase or redeem the fund.	<ul style="list-style-type: none"> When you buy the fund, RBC Life Insurance pays a commission of 3.25%. If you redeem a fund within 2 years from the purchase date, your advisor may have to return all or part of their sales commission.

2. ONGOING FUND EXPENSES

The management expense ratio (MER) includes the management fee and operating expenses of the fund. The MER includes the insurance cost of the guarantee. You don't pay these expenses directly. They affect you because they reduce the return you get on your investment. For details about how the guarantees work, see your insurance contract.

MER (Annual rate as a % of the funds value): 2.20% (Invest Series), 2.48% (Series 1), 2.54% (Series 2), 1.36% (Invest Series FSC), 1.66% (Series 1 FSC), 1.82% (Series 2 FSC)

Trailing commission

RBC Life Insurance Company pays a trailing commission of up to 1.00% for as long as you own the fund. It is for the services and advice your advisor provides to you. You don't pay these expenses directly. The trailing commission is paid out of the management fee. The rate depends on the sales charge option you choose. There are no trailing commissions paid under the F sales charge option. A fee for service and advice may be negotiated between you and your advisor ("Advisor Fee"). The Advisor Fee is paid by you and is not included in the MER.

Other fees

You may have to pay other fees when you sell or transfer units of the fund.

Fee	What you pay
Short-term trading fee	2% of the value of units you sell or transfer within 90 days of buying them.
Unscheduled withdrawal or switch fee	\$50 for any unscheduled switches or withdrawals above the annual number permitted.

WHAT IF I CHANGE MY MIND?

- You can change your mind within two business days of the earlier of the date you received confirmation or five business days after it is mailed. You can also change your mind about subsequent transactions you make under the contract within two business days of the earlier of the date you received confirmation or five business days after it is mailed. In this case the right to cancel only applies to the new transaction.
- You have to tell RBC Life Insurance Company in writing that you want to cancel.
- The amount returned will be the lesser of the amount you invested or the value of the fund if it has gone down.
- The amount returned only applies to the specific transaction and will include a refund of any sales charges or other fees you paid.

FOR MORE INFORMATION

This summary may not contain all the information you need. Please read the Contract and Information Folder.
 Contact your advisor or
 Telephone: 1-877-933-4800
 RBC Life Insurance Company
 c/o RBC Investor Services Trust,
 Shareholder Services
 155 Wellington Street West, 3rd Floor
 Toronto, Ontario M5V 3L3

RBC Life Insurance Company
RBC BlueBay Global Convertible Bond GIF (Canada)
 Information as of December 31, 2023

QUICK FACTS

Date Fund Created:	November 7, 2014	Management Expense Ratio (MER) (Invest Series):	2.70%
Total Value on December 31, 2022:	\$0.5 Million	Portfolio Manager:	RBC Global Asset Management Inc.
Net Asset Value per Unit (Invest Series):	\$10.8802	Portfolio Turnover Rate:	93.63%
Number of Units Outstanding:	50,693	Minimum Investment:	\$1,000 or \$50 PAD \$10,000 (RIF, LIF, LRIF, PRIF and RLIF)

WHAT DOES THIS FUND INVEST IN?

This segregated fund invests in the BlueBay Global Convertible Bond Fund. The underlying fund invests primarily in global convertible bonds issued by entities domiciled or carrying out their business activities anywhere in the world. For more information on investment objectives, please read the Information Folder and Contract.

Top 10 investments of the underlying fund

	%
1. Cash & Cash Equivalents	5.3%
2. Rivian Automotive Inc. 4.625% Mar 15, 2029	3.0%
3. Exact Sciences Corp. 0.375% Mar 15, 2027	2.4%
4. Umicore S.A. 0.000% Jun 23, 2025	2.3%
5. Akamai Technologies Inc. 0.125% May 01, 2025	2.1%
6. Ford Motor Co. 0.000% Mar 15, 2026	2.1%
7. MP Materials Corp. 0.250% Apr 01, 2026	2.1%
8. Meituan 0.000% Apr 27, 2028	1.8%
9. SK Hynix Inc. 1.750% Apr 11, 2030	1.8%
10. LG Chem Ltd. 1.250% Jul 18, 2028	1.8%

The top 10 investments make up 24.7% of the fund
 Total investments = 109

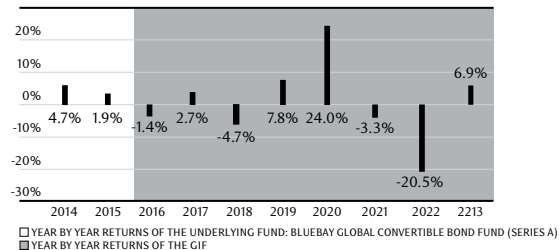
HOW HAS THE FUND PERFORMED?

This section tells you how the fund has performed over the past 10 years or from inception (if the fund is less than 10 years old) for an investor who chooses Series 1. Returns are after the MER has been deducted. It is important to note that this doesn't tell you how the fund will perform in the future. Also, your actual return will depend on the guarantee option you choose and on your personal tax situation, the timing of your deposits and any other changes.

Average return
 A person who invested \$1,000 in the fund on November 7, 2014 has \$1,088.02 on December 31, 2023. This works out to an average return of 0.9% a year.

Year-by-year returns

This chart shows how the fund and its underlying mutual fund have performed in the past 10 years. In the last 10 years the fund was up in value 6 years and down in value 4 years.



Note: The performance history of the underlying fund has been included for reference purposes only. The performance of the segregated fund will always vary from that of the underlying fund due to timing differences between purchases/redemptions of both funds, as well as the additional costs associated with guarantees and insurance administration.

INVESTMENT SEGMENTATION OF THE UNDERLYING FUND

Asset Mix



HOW RISKY IS IT?

The value of your investments can go down. Please see the Information Folder for further details.



ARE THERE ANY GUARANTEES?

This segregated fund is being offered under an insurance contract. It comes with guarantees that may protect a contractholder's investment if the markets go down. The MER includes the insurance cost for the guarantee. For details please refer to the Information Folder and Contract.

WHO IS THIS FUND FOR?

For a person seeking potential for long-term growth and who is comfortable with the ups and downs of the market.

RBC BlueBay Global Convertible Bond GIF

HOW MUCH DOES IT COST?

The following tables show the fees and expenses you could pay to buy and sell units of the fund.

1. SALES CHARGES

One of the following sales charges will apply, see the Information Folder or Contract for full details or discuss with your advisor.

Sales Charge Option	What you Pay	How it works
Initial Sales Charge	Up to 5% of the amount you buy	<ul style="list-style-type: none"> You and your advisor decide on the rate. The initial sales charge is deducted from the amount you buy. It is paid as a commission. For a 0% initial sales charge (or no load), there is nothing deducted from the amount you buy.
Deferred Sales Charge	If you sell within: 1 year of buying 4.5% 2 years of buying 4.0% 3 years of buying 3.5% 4 years of buying 3.0% 5 years of buying 2.5% 6 years of buying 2.0% 7 years of buying 1.5% After 7 years 0%	<ul style="list-style-type: none"> The deferred sales charge is closed to additional deposits. Any deferred sales charge you pay goes to RBC Life Insurance Company. The deferred sales charge is a set rate. It is deducted from the amount you sell. You can sell up to 10% of your units each year without paying a deferred sales charge (20% for RRIF tax types). You can switch to units of other funds under the insurance contract at any time without paying a deferred sales charge as long as you stay in the same sales charge option and series. The deferred sales charge schedule will be based on the date of each deposit.
Low Sales Charge	If you sell within: 1 year of buying 3.00% 2 years of buying 2.75% 3 years of buying 2.50% After 3 years 0%	<ul style="list-style-type: none"> The low sales charge is closed to additional deposits. Any deferred sales charge you pay goes to RBC Life Insurance Company.

2. ONGOING FUND EXPENSES

The management expense ratio (MER) includes the management fee and operating expenses of the fund. The MER includes the insurance cost of the guarantee. You don't pay these expenses directly. They affect you because they reduce the return you get on your investment. For details about how the guarantees work, see your insurance contract.

MER (Annual rate as a % of the funds value): 2.70% (Invest Series)

Trailing commission

RBC Life Insurance Company pays a trailing commission of up to 0.50% for as long as you own the fund. It is for the services and advice your advisor provides to you. You don't pay these expenses directly. The trailing commission is paid out of the management fee. The rate depends on the sales charge option you choose.

Other fees

You may have to pay other fees when you sell or transfer units of the fund.

Fee	What you pay
Short-term trading fee	2% of the value of units you sell or transfer within 90 days of buying them.
Unscheduled withdrawal or switch fee	\$50 for any unscheduled switches or withdrawals above the annual number permitted.

WHAT IF I CHANGE MY MIND?

- You can change your mind within two business days of the earlier of the date you received confirmation or five business days after it is mailed. You can also change your mind about subsequent transactions you make under the contract within two business days of the earlier of the date you received confirmation or five business days after it is mailed. In this case the right to cancel only applies to the new transaction.
- You have to tell RBC Life Insurance Company in writing that you want to cancel.
- The amount returned will be the lesser of the amount you invested or the value of the fund if it has gone down.
- The amount returned only applies to the specific transaction and will include a refund of any sales charges or other fees you paid.

FOR MORE INFORMATION

This summary may not contain all the information you need. Please read the Contract and Information Folder.

Contact your advisor or
 Telephone: 1-877-933-4800
 RBC Life Insurance Company
 c/o RBC Investor Services Trust,
 Shareholder Services
 155 Wellington Street West, 3rd Floor
 Toronto, Ontario M5V 3L3

RBC Life Insurance Company
RBC High Yield Bond GIF
 Information as of December 31, 2023

QUICK FACTS

Date Fund Created:	November 1, 2013	Management Expense Ratio (MER) (Invest Series):	2.14%
Total Value on December 31, 2022:	\$5.6 Million	Management Expense Ratio (MER) (Series 1)	2.63%
Net Asset Value per Unit (Invest Series):	\$11.9511	Portfolio Manager:	RBC Global Asset Management Inc.
Net Asset Value per Unit (Series 1):	\$11.9523	Portfolio Turnover Rate:	44.43%
Number of Units Outstanding:	467,402	Minimum Investment:	\$1,000 or \$50 PAD \$10,000 (RIF, LIF, LRIF, PRIF and RLIF)

WHAT DOES THIS FUND INVEST IN?

This segregated fund invests in the RBC High Yield Bond Fund. The underlying fund invests primarily in higher yielding corporate debt securities issued by Canadian and U.S. corporations. For more information on investment objectives, please read the Information Folder and Contract.

Top 10 investments of the underlying fund

	%
1. Cash & Cash Equivalents	5.4%
2. Canadian Government Bond 1.750% Dec 01, 2053	1.6%
3. iShares Core Canadian Universe Bond Index ETF	1.4%
4. BMO Aggregate Bond Index ETF	1.3%
5. iShares iBoxx \$ High Yield Corporate Bond ETF	1.1%
6. SPDR Bloomberg High Yield Bond ETF	1.1%
7. CCO Holdings LLC / CCO Holdings Capital Corp. 4.500% Aug 15, 2030	1.0%
8. National Bank of Canada 5.296% Nov 03, 2025	0.7%
9. Tenet Healthcare Corp. 6.750% May 15, 2031	0.7%
10. Canadian Imperial Bank of Commerce 2.250% Jan 07, 2027	0.7%

The top 10 investments make up 15.0% of the fund
 Total investments = 336

INVESTMENT SEGMENTATION OF THE UNDERLYING FUND

Asset Mix



ARE THERE ANY GUARANTEES?

This segregated fund is being offered under an insurance contract. It comes with guarantees that may protect a contractholder's investment if the markets go down. The MER includes the insurance cost for the guarantee. For details please refer to the Information Folder and Contract.

HOW HAS THE FUND PERFORMED?

This section tells you how the fund has performed over the past 10 years or from inception (if the fund is less than 10 years old) for an investor who chooses Series 1. Returns are after the MER has been deducted.

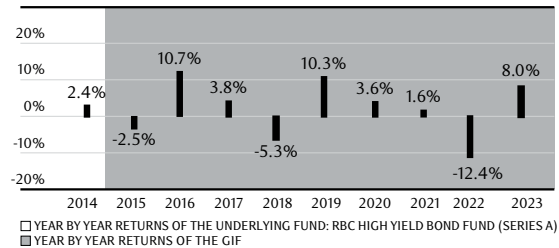
It is important to note that this doesn't tell you how the fund will perform in the future. Also, your actual return will depend on the guarantee option you choose and on your personal tax situation, the timing of your deposits and any other changes.

Average return

A person who invested \$1,000 in the fund and invested in Series 1 on December 31, 2013 has \$1,191.68 on December 31, 2023. This works out to an average return of 1.8% a year.

Year-by-year returns

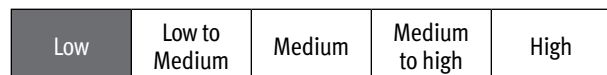
This chart shows how the fund and its underlying mutual fund has performed in the past 10 years. In the last 10 years the fund was up in value 7 years and down in value 3 years.



Note: The performance history of the underlying fund has been included for reference purposes only. The performance of the segregated fund will always vary from that of the underlying fund due to timing differences between purchases/redemptions of both funds, as well as the additional costs associated with guarantees and insurance administration.

HOW RISKY IS IT?

The value of your investments can go down. Please see the Information Folder for further details.



WHO IS THIS FUND FOR?

For a person seeking potential for income and growth and who is a bit comfortable with the ups and downs of the market.

RBC High Yield Bond GIF

HOW MUCH DOES IT COST?

The following tables show the fees and expenses you could pay to buy and sell units of the fund.

1. SALES CHARGES

One of the following sales charges will apply, see the Information Folder or Contract for full details or discuss with your advisor.

Sales Charge Option	What you Pay	How it works																
Initial Sales Charge	Up to 5% of the amount you buy	<ul style="list-style-type: none"> You and your advisor decide on the rate. The initial sales charge is deducted from the amount you buy. It is paid as a commission. For a 0% initial sales charge (or no load), there is nothing deducted from the amount you buy. 																
Deferred Sales Charge	If you sell within: <table border="0" style="margin-left: 20px;"> <tr><td>1 year of buying</td><td>4.5%</td></tr> <tr><td>2 years of buying</td><td>4.0%</td></tr> <tr><td>3 years of buying</td><td>3.5%</td></tr> <tr><td>4 years of buying</td><td>3.0%</td></tr> <tr><td>5 years of buying</td><td>2.5%</td></tr> <tr><td>6 years of buying</td><td>2.0%</td></tr> <tr><td>7 years of buying</td><td>1.5%</td></tr> <tr><td>After 7 years</td><td>0%</td></tr> </table>	1 year of buying	4.5%	2 years of buying	4.0%	3 years of buying	3.5%	4 years of buying	3.0%	5 years of buying	2.5%	6 years of buying	2.0%	7 years of buying	1.5%	After 7 years	0%	<ul style="list-style-type: none"> The deferred sales charge is closed to additional deposits. Any deferred sales charge you pay goes to RBC Life Insurance Company. The deferred sales charge is a set rate. It is deducted from the amount you sell. You can sell up to 10% of your units each year without paying a deferred sales charge (20% for RRIF tax types). You can switch to units of other funds under the insurance contract at any time without paying a deferred sales charge as long as you stay in the same sales charge option and series. The deferred sales charge schedule will be based on the date of each deposit.
1 year of buying	4.5%																	
2 years of buying	4.0%																	
3 years of buying	3.5%																	
4 years of buying	3.0%																	
5 years of buying	2.5%																	
6 years of buying	2.0%																	
7 years of buying	1.5%																	
After 7 years	0%																	
Low Sales Charge	If you sell within: <table border="0" style="margin-left: 20px;"> <tr><td>1 year of buying</td><td>3.00%</td></tr> <tr><td>2 years of buying</td><td>2.75%</td></tr> <tr><td>3 years of buying</td><td>2.50%</td></tr> <tr><td>After 3 years</td><td>0%</td></tr> </table>	1 year of buying	3.00%	2 years of buying	2.75%	3 years of buying	2.50%	After 3 years	0%	<ul style="list-style-type: none"> The low sales charge is closed to additional deposits. Any deferred sales charge you pay goes to RBC Life Insurance Company. 								
1 year of buying	3.00%																	
2 years of buying	2.75%																	
3 years of buying	2.50%																	
After 3 years	0%																	

2. ONGOING FUND EXPENSES

The management expense ratio (MER) includes the management fee and operating expenses of the fund. The MER includes the insurance cost of the guarantee. You don't pay these expenses directly. They affect you because they reduce the return you get on your investment. For details about how the guarantees work, see your insurance contract.

MER (Annual rate as a % of the funds value): 2.14% (Invest Series), 2.63% (Series 1)

Trailing commission

RBC Life Insurance Company pays a trailing commission of up to 0.50% for as long as you own the fund. It is for the services and advice your advisor provides to you. You don't pay these expenses directly. The trailing commission is paid out of the management fee. The rate depends on the sales charge option you choose.

Other fees

You may have to pay other fees when you sell or transfer units of the fund.

Fee

Short-term trading fee
 Unscheduled withdrawal or switch fee

What you pay

2% of the value of units you sell or transfer within 90 days of buying them.
 \$50 for any unscheduled switches or withdrawals above the annual number permitted.

WHAT IF I CHANGE MY MIND?

- You can change your mind within two business days of the earlier of the date you received confirmation or five business days after it is mailed. You can also change your mind about subsequent transactions you make under the contract within two business days of the earlier of the date you received confirmation or five business days after it is mailed. In this case the right to cancel only applies to the new transaction.
- You have to tell RBC Life Insurance Company in writing that you want to cancel.
- The amount returned will be the lesser of the amount you invested or the value of the fund if it has gone down.
- The amount returned only applies to the specific transaction and will include a refund of any sales charges or other fees you paid.

FOR MORE INFORMATION

This summary may not contain all the information you need. Please read the Contract and Information Folder.

Contact your advisor or
 Telephone: 1-877-933-4800
 RBC Life Insurance Company
 c/o RBC Investor Services Trust,
 Shareholder Services
 155 Wellington Street West, 3rd Floor
 Toronto, Ontario M5V 3L3

RBC Life Insurance Company

RBC Balanced GIF

Information as of December 31, 2023

QUICK FACTS

Date Fund Created:	September 18, 2006	Management Expense Ratio (MER) (Invest Series):	2.22%
Total Value on December 31, 2022:	\$67.2 Million	Management Expense Ratio (MER) (Series 1):	2.61%
Net Asset Value per Unit (Invest Series):	\$14.3920	Management Expense Ratio (MER) (Series 2):	2.71%
Net Asset Value per Unit (Series 1):	\$17.8534	Management Expense Ratio (MER) (Invest Series FSC):	1.34%
Net Asset Value per Unit (Series 2):	\$14.0572	Management Expense Ratio (MER) (Series 1 FSC):	1.65%
Net Asset Value per Unit (Invest Series FSC):	\$12.1684	Management Expense Ratio (MER) (Series 2 FSC):	1.87%
Net Asset Value per Unit (Series 1 FSC):	\$12.0173	Portfolio Manager:	RBC Global Asset Management Inc.
Net Asset Value per Unit (Series 2 FSC):	\$11.8884	Portfolio Turnover Rate:	25.02%
Number of Units Outstanding:	4,209,482	Minimum Investment:	\$1,000 or \$50 PAD \$10,000 (RIF, LIF, LRIF, PRIF and RLIF)

WHAT DOES THIS FUND INVEST IN?


This segregated fund invests in the RBC Balanced Fund. The underlying fund invests primarily in a balance of Canadian equities, bonds and short-term debt securities. For more information on investment objectives, please read the Information Folder and Contract.

Top 10 investments of the underlying fund

	%
1. RBC Emerging Markets Equity Fund - Series O	3.3%
2. Royal Bank of Canada	2.2%
3. RBC Canadian Core Real Estate Fund - Series N	2.0%
4. Toronto-Dominion Bank	1.7%
5. Province of Ontario 3.750% Jun 02, 2032	1.4%
6. Shopify Inc.	1.3%
7. Canadian Natural Resources Ltd.	1.1%
8. Bank of Montreal	1.1%
9. Canadian Pacific Kansas City Ltd.	1.1%
10. Brookfield Corp.	1.1%

The top 10 investments make up 16.3% of the fund
Total investments = 682

INVESTMENT SEGMENTATION OF THE UNDERLYING FUND



ARE THERE ANY GUARANTEES?

This segregated fund is being offered under an insurance contract. It comes with guarantees that may protect a contractholder's investment if the markets go down. The MER includes the insurance cost for the guarantee. For details please refer to the Information Folder and Contract.

HOW HAS THE FUND PERFORMED?

This section tells you how the fund has performed over the past 10 years or from inception (if the fund is less than 10 years old) for an investor who chooses Series 1. Returns are after the MER has been deducted.

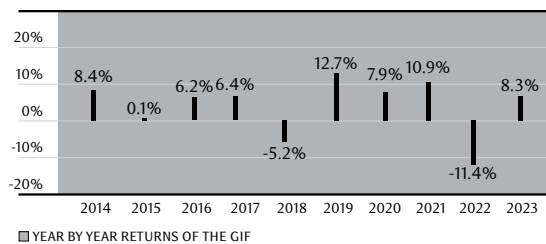
It is important to note that this doesn't tell you how the fund will perform in the future. Also, your actual return will depend on the guarantee option you choose and on your personal tax situation, the timing of your deposits and any other changes.

Average return

A person who invested \$1,000 in the fund and invested in Series 1 December 31, 2013 has \$1,505.90 on December 31, 2023. This works out to an average return of 4.2% a year.

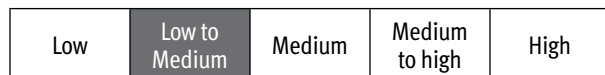
Year-by-year returns

This chart shows how the fund has performed in the past 10 years for a contractholder who chose Series 1. In the last 10 years the fund was up in value 8 years and down in value 2 years.



HOW RISKY IS IT?

The value of your investments can go down. Please see the Information Folder for further details.



WHO IS THIS FUND FOR?

For a person seeking potential for growth and income and who is comfortable with the ups and downs of the market.

RBC Balanced GIF

HOW MUCH DOES IT COST?

The following tables show the fees and expenses you could pay to buy and sell units of the fund.

1. SALES CHARGES

One of the following sales charges will apply, see the Information Folder or Contract for full details or discuss with your advisor.

Sales Charge Option	What you Pay	How it works
Initial Sales Charge	Up to 5% of the amount you buy	<ul style="list-style-type: none"> You and your advisor decide on the rate. The initial sales charge is deducted from the amount you buy. It is paid as a commission. For a 0% initial sales charge (or no load), there is nothing deducted from the amount you buy.
Deferred Sales Charge	If you sell within: 1 year of buying 5.5% 2 years of buying 4.5% 3 years of buying 4.0% 4 years of buying 3.5% 5 years of buying 3.0% 6 years of buying 2.5% 7 years of buying 1.5% After 7 years 0%	<ul style="list-style-type: none"> The deferred sales charge is closed to additional deposits. Any deferred sales charge you pay goes to RBC Life Insurance Company. The deferred sales charge is a set rate. It is deducted from the amount you sell. You can sell up to 10% of your units each year without paying a deferred sales charge (20% for RRIF tax types). You can switch to units of other funds under the insurance contract at any time without paying a deferred sales charge as long as you stay in the same sales charge option and series. The deferred sales charge schedule will be based on the date of each deposit.
Low Sales Charge	If you sell within: 1 year of buying 3.00% 2 years of buying 2.75% 3 years of buying 2.50% After 3 years 0%	<ul style="list-style-type: none"> The low sales charge is closed to additional deposits. Any deferred sales charge you pay goes to RBC Life Insurance Company.
F Sales Charge	There are no sales charges when you purchase or redeem the fund.	<ul style="list-style-type: none"> F Sales Charge funds are only available from distributors offering fee based accounts or from eligible distributors who have signed an agreement with RBC Life Insurance Company.
Advisor Chargeback Sales Charge	There are no sales charges when you purchase or redeem the fund.	<ul style="list-style-type: none"> When you buy the fund, RBC Life Insurance pays a commission of 3.25%. If you redeem a fund within 2 years from the purchase date, your advisor may have to return all or part of their sales commission.

2. ONGOING FUND EXPENSES

The management expense ratio (MER) includes the management fee and operating expenses of the fund. The MER includes the insurance cost of the guarantee. You don't pay these expenses directly. They affect you because they reduce the return you get on your investment. For details about how the guarantees work, see your insurance contract.

MER (Annual rate as a % of the funds value): 2.22% (Invest Series), 2.61% (Series 1), 2.71% (Series 2), 1.34% (Invest Series FSC), 1.65% (Series 1 FSC), 1.87% (Series 2 FSC)

Trailing commission

RBC Life Insurance Company pays a trailing commission of up to 1.00% for as long as you own the fund. It is for the services and advice your advisor provides to you. You don't pay these expenses directly. The trailing commission is paid out of the management fee. The rate depends on the sales charge option you choose. There are no trailing commissions paid under the F sales charge option. A fee for service and advice may be negotiated between you and your advisor ("Advisor Fee"). The Advisor Fee is paid by you and is not included in the MER.

Other fees

You may have to pay other fees when you sell or transfer units of the fund.

Fee	What you pay
Short-term trading fee	2% of the value of units you sell or transfer within 90 days of buying them.
Unscheduled withdrawal or switch fee	\$50 for any unscheduled switches or withdrawals above the annual number permitted.

WHAT IF I CHANGE MY MIND?

- You can change your mind within two business days of the earlier of the date you received confirmation or five business days after it is mailed. You can also change your mind about subsequent transactions you make under the contract within two business days of the earlier of the date you received confirmation or five business days after it is mailed. In this case the right to cancel only applies to the new transaction.
- You have to tell RBC Life Insurance Company in writing that you want to cancel.
- The amount returned will be the lesser of the amount you invested or the value of the fund if it has gone down.
- The amount returned only applies to the specific transaction and will include a refund of any sales charges or other fees you paid.

FOR MORE INFORMATION

This summary may not contain all the information you need. Please read the Contract and Information Folder.

Contact your advisor or
 Telephone: 1-877-933-4800
 RBC Life Insurance Company
 c/o RBC Investor Services Trust,
 Shareholder Services
 155 Wellington Street West, 3rd Floor
 Toronto, Ontario M5V 3L3

RBC Life Insurance Company
RBC Vision Balanced GIF
 Information as of December 31, 2023

QUICK FACTS

Date Fund Created:	November 8, 2021	Management Expense Ratio (MER) (Invest Series):	2.17%
Total Value on December 31, 2022:	\$6.2 Million	Management Expense Ratio (MER) (Series 1):	2.47%
Net Asset Value per Unit (Invest Series):	\$8.8627	Management Expense Ratio (MER) (Series 2):	2.66%
Net Asset Value per Unit (Series 1):	\$8.8357	Portfolio Manager:	RBC Global Asset Management Inc.
Net Asset Value per Unit (Series 2):	\$8.7918	Portfolio Turnover Rate:	10.93%
Number of Units Outstanding:	700,828	Minimum Investment:	\$1,000 or \$50 PAD \$10,000 (RIF, LIF, LRIF, PRIF and RLIF)

WHAT DOES THIS FUND INVEST IN?

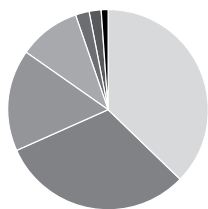
This segregated fund invests in the RBC Vision Balanced Fund. The underlying fund invests primarily in Canadian, U.S., international equities and fixed-income securities. For more information on investment objectives, please read the Information Folder and Contract.

Top 10 investments of the underlying fund	%
1. RBC Vision Global Equity Fund - Series O	45.3%
2. RBC Vision Canadian Equity Fund - Series O	14.8%
3. RBC Vision Bond Fund - Series O	10.2%
4. United States Treasury Note 2.375% May 15, 2027	2.6%
5. United States Treasury Note 1.500% Sep 30, 2024	2.2%
6. Province of Ontario 1.050% Apr 14, 2026 French Republic Government Bond O.A.T. 1.250% May 25, 2036	0.8%
7. Cash & Cash Equivalents	0.7%
9. United States Treasury Note 1.625% Aug 15, 2029	0.7%
10. Province of Ontario 1.750% Sep 08, 2025	0.6%

The top 10 investments make up 78.6% of the fund
 Total investments = 116

INVESTMENT SEGMENTATION OF THE UNDERLYING FUND

Asset Mix



Asset Class	% Assets
Cash	1.5%
Fixed Income	39.0%
Canadian Equities	14.9%
U.S. Equities	33.3%
European Equities	7.7%
Asia-Pacific Equities	1.6%
Emerging Markets Equities	1.9%

ARE THERE ANY GUARANTEES?

This segregated fund is being offered under an insurance contract. It comes with guarantees that may protect a contractholder's investment if the markets go down. The MER includes the insurance cost for the guarantee. For details please refer to the Information Folder and Contract.

HOW HAS THE FUND PERFORMED?

This section tells you how the underlying fund has performed over the past 10 years or from inception (if the fund is less than 10 years old) for an investor who chooses Series 1. Returns are after the MER has been deducted.

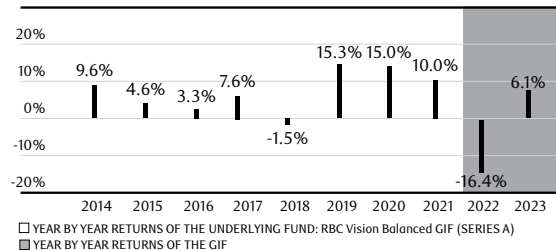
It is important to note that this doesn't tell you how the fund will perform in the future. Also, your actual return will depend on the guarantee option you choose and on your personal tax situation, the timing of your deposits and any other changes.

Average return

A person who invested \$1,000 in the fund and invested in Series 1 November 8, 2021 has \$883.63 on December 31, 2023. This works out to an average return of -5.6% a year.

Year-by-year returns

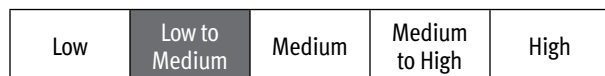
This chart shows how the underlying fund has performed in the past 10 years. In the last 10 years the fund was up in value 8 years and down in value 2 years.



Note: The performance history of the underlying fund has been included for reference purposes only. The performance of the segregated fund will always vary from that of the underlying fund due to timing differences between purchases/redemptions of both funds, as well as the additional costs associated with guarantees and insurance administration.

HOW RISKY IS IT?

The value of your investments can go down. Please see the Information Folder for further details.



WHO IS THIS FUND FOR?

For a person seeking potential for growth and income and who is comfortable with the ups and downs of the market.

RBC Vision Balanced GIF

HOW MUCH DOES IT COST?

The following tables show the fees and expenses you could pay to buy and sell units of the fund.

1. SALES CHARGES

One of the following sales charges will apply; see the Information Folder or Contract for full details or discuss with your advisor.

Sales Charge Option	What you pay	How it works
Initial Sales Charge	Up to 5% of the amount you buy	<ul style="list-style-type: none"> You and your advisor decide on the rate. The initial sales charge is deducted from the amount you buy. It is paid as a commission. For a 0% initial sales charge (or no load), there is nothing deducted from the amount you buy.
Deferred Sales Charge	If you sell within: 1 year of buying 5.5% 2 years of buying 4.5% 3 years of buying 4.0% 4 years of buying 3.5% 5 years of buying 3.0% 6 years of buying 2.5% 7 years of buying 1.5% After 7 years 0%	<ul style="list-style-type: none"> The deferred sales charge is closed to additional deposits. Any deferred sales charge you pay goes to RBC Life Insurance Company. The deferred sales charge is a set rate. It is deducted from the amount you sell. You can sell up to 10% of your units each year without paying a deferred sales charge (20% for RRIF tax types). You can switch to units of other funds under the insurance contract at any time without paying a deferred sales charge as long as you stay in the same sales charge option and series. The deferred sales charge schedule will be based on the date of each deposit.
Low Sales Charge	If you sell within: 1 year of buying 3.00% 2 years of buying 2.75% 3 years of buying 2.50% After 3 years 0%	<ul style="list-style-type: none"> The low sales charge is closed to additional deposits. Any deferred sales charge you pay goes to RBC Life Insurance Company.
Advisor Chargeback Sales Charge	There are no sales charges when you purchase or redeem the fund.	<ul style="list-style-type: none"> When you buy the fund, RBC Life Insurance pays a commission of 3.25%. If you redeem a fund within 2 years from the purchase date, your advisor may have to return all or part of their sales commission.

2. ONGOING FUND EXPENSES

The management expense ratio (MER) includes the management fee and operating expenses of the fund. The MER includes the insurance cost of the guarantee. You don't pay these expenses directly. They affect you because they reduce the return you get on your investment. For details about how the guarantees work, see your insurance contract.

MER (Annual rate as a % of the funds value): 2.17% (Invest Series), 2.47% (Series 1), 2.66% (Series 2)

Trailing commission

RBC Life Insurance Company pays a trailing commission of up to 1.00% for as long as you own the fund. It is for the services and advice your advisor provides to you. You don't pay these expenses directly. The trailing commission is paid out of the management fee. The rate depends on the sales charge option you choose.

Other fees

You may have to pay other fees when you sell or transfer units of the fund.

Fee	What you pay
Short-term trading fee	2% of the value of units you sell or transfer within 90 days of buying them.
Unscheduled withdrawal or switch fee	\$50 for any unscheduled switches or withdrawals above the annual number permitted.

WHAT IF I CHANGE MY MIND?

- You can change your mind within two business days of the earlier of the date you received confirmation or five business days after it is mailed. You can also change your mind about subsequent transactions you make under the contract within two business days of the earlier of the date you received confirmation or five business days after it is mailed. In this case the right to cancel only applies to the new transaction.
- You have to tell RBC Life Insurance Company in writing that you want to cancel.
- The amount returned will be the lesser of the amount you invested or the value of the fund if it has gone down.
- The amount returned only applies to the specific transaction and will include a refund of any sales charges or other fees you paid.

FOR MORE INFORMATION

This summary may not contain all the information you need. Please read the Contract and Information Folder.

Contact your advisor or
 Telephone: 1-877-933-4800
 RBC Life Insurance Company
 c/o RBC Investor Services Trust,
 Shareholder Services
 155 Wellington Street West, 3rd Floor
 Toronto, Ontario M5V 3L3

RBC Life Insurance Company
RBC Conservative Growth & Income GIF
 Information as of December 31, 2023

QUICK FACTS

Date Fund Created:	November 13, 2015	Management Expense Ratio (MER) (Invest Series):	2.09%
Total Value on December 31, 2022:	\$90.0 Million	Management Expense Ratio (MER) (Series 1):	2.26%
Net Asset Value per Unit (Invest Series):	\$12.2626	Management Expense Ratio (MER) (Series 2):	2.36%
Net Asset Value per Unit (Series 1)	\$12.0867	Management Expense Ratio (MER) (Invest Series FSC):	1.23%
Net Asset Value per Unit (Series 2)	\$11.9753	Management Expense Ratio (MER) (Series 1 FSC):	1.43%
Net Asset Value per Unit (Invest Series FSC):	\$11.0017	Management Expense Ratio (MER) (Series 2 FSC):	1.64%
Net Asset Value per Unit (Series 1 FSC):	\$10.8984	Portfolio Manager:	RBC Global Asset Management Inc.
Net Asset Value per Unit (Series 2 FSC):	\$10.8174	Portfolio Turnover Rate:	6.76%
Number of units outstanding	7,433,365	Minimum Investment:	\$1,000 or \$50 PAD \$10,000 (RIF, LIF, LRIF, PRIF and RLIF)

WHAT DOES THIS FUND INVEST IN?

This segregated fund invests in the RBC Conservative Growth & Income Fund. The underlying fund invests primarily in higher yielding corporate debt securities issued by Canadian and U.S. corporations.

For more information on investment objectives, please read the Information Folder and Contract.

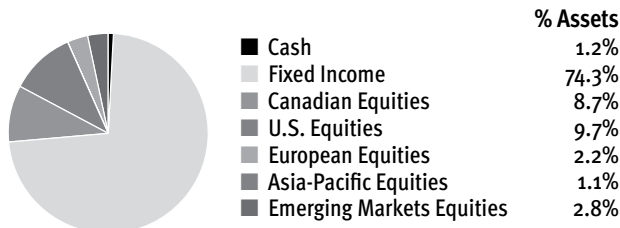
Top 10 investments of the underlying fund

	%
1. Phillips, Hager & North Total Return Bond Fund - Series O	25.2%
2. RBC Bond Fund - Series O	25.2%
3. RBC U.S. Dividend Fund - Series O	9.8%
4. RBC Global Corporate Bond Fund - Series O	9.5%
5. RBC Canadian Equity Income Fund - Series O	9.2%
6. BlueBay Global Monthly Income Bond Fund - Series O	7.3%
7. RBC Global High Yield Bond Fund - Series O	7.2%
8. RBC International Dividend Growth Fund - Series O	3.2%
9. RBC Emerging Markets Dividend Fund - Series O	3.0%
10. Cash & Cash Equivalents	0.4%

The top 10 investments make up 100.0% of the fund
 Total investments = 10

INVESTMENT SEGMENTATION OF THE UNDERLYING FUND

Asset Mix



ARE THERE ANY GUARANTEES?

This segregated fund is being offered under an insurance contract. It comes with guarantees that may protect a contractholder's investment if the markets go down. The MER includes the insurance cost for the guarantee. For details please refer to the Information Folder and Contract.

HOW HAS THE FUND PERFORMED?

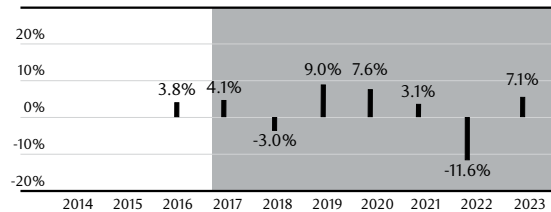
This section tells you how the fund has performed over the past 10 years or from inception (if the fund is less than 10 years old) for an investor who chooses Series 1. Returns are after the MER has been deducted. It is important to note that this doesn't tell you how the fund will perform in the future. Also, your actual return will depend on the guarantee option you choose and on your personal tax situation, the timing of your deposits and any other changes.

Average return

A person who invested \$1,000 in the fund on November 13, 2015 has \$1,208.67 on December 31, 2023. This works out to an average return of 2.4% a year.

Year-by-year returns

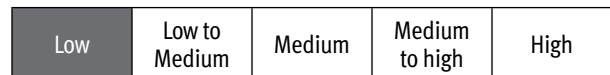
This chart shows how the fund has performed in the past 7 years for a contractholder who chose Series 1. In the last 8 years the fund was up in value 6 years and down in value 2 years.



YEAR BY YEAR RETURNS OF THE GIF

HOW RISKY IS IT?

The value of your investments can go down. Please see the Information Folder for further details.



WHO IS THIS FUND FOR?

For a person seeking potential for capital growth and modest income and who is comfortable with the ups and downs of the market.

RBC Conservative Growth & Income GIF

HOW MUCH DOES IT COST?

The following tables show the fees and expenses you could pay to buy and sell units of the fund.

1. SALES CHARGES

One of the following sales charges will apply, see the Information Folder or Contract for full details or discuss with your advisor.

Sales Charge Option	What you Pay	How it works																
Initial Sales Charge	Up to 5% of the amount you buy	<ul style="list-style-type: none"> You and your advisor decide on the rate. The initial sales charge is deducted from the amount you buy. It is paid as a commission. For a 0% initial sales charge (or no load), there is nothing deducted from the amount you buy. 																
Deferred Sales Charge	If you sell within: <table border="0" style="margin-left: 20px;"> <tr><td>1 year of buying</td><td>5.5%</td></tr> <tr><td>2 years of buying</td><td>4.5%</td></tr> <tr><td>3 years of buying</td><td>4.0%</td></tr> <tr><td>4 years of buying</td><td>3.5%</td></tr> <tr><td>5 years of buying</td><td>3.0%</td></tr> <tr><td>6 years of buying</td><td>2.5%</td></tr> <tr><td>7 years of buying</td><td>1.5%</td></tr> <tr><td>After 7 years</td><td>0%</td></tr> </table>	1 year of buying	5.5%	2 years of buying	4.5%	3 years of buying	4.0%	4 years of buying	3.5%	5 years of buying	3.0%	6 years of buying	2.5%	7 years of buying	1.5%	After 7 years	0%	<ul style="list-style-type: none"> The deferred sales charge is closed to additional deposits. Any deferred sales charge you pay goes to RBC Life Insurance Company. The deferred sales charge is a set rate. It is deducted from the amount you sell. You can sell up to 10% of your units each year without paying a deferred sales charge (20% for RRIF tax types). You can switch to units of other funds under the insurance contract at any time without paying a deferred sales charge as long as you stay in the same sales charge option and series. The deferred sales charge schedule will be based on the date of each deposit.
1 year of buying	5.5%																	
2 years of buying	4.5%																	
3 years of buying	4.0%																	
4 years of buying	3.5%																	
5 years of buying	3.0%																	
6 years of buying	2.5%																	
7 years of buying	1.5%																	
After 7 years	0%																	
Low Sales Charge	If you sell within: <table border="0" style="margin-left: 20px;"> <tr><td>1 year of buying</td><td>3.00%</td></tr> <tr><td>2 years of buying</td><td>2.75%</td></tr> <tr><td>3 years of buying</td><td>2.50%</td></tr> <tr><td>After 3 years</td><td>0%</td></tr> </table>	1 year of buying	3.00%	2 years of buying	2.75%	3 years of buying	2.50%	After 3 years	0%	<ul style="list-style-type: none"> The low sales charge is closed to additional deposits. Any deferred sales charge you pay goes to RBC Life Insurance Company. 								
1 year of buying	3.00%																	
2 years of buying	2.75%																	
3 years of buying	2.50%																	
After 3 years	0%																	
F Sales Charge	There are no sales charges when you purchase or redeem the fund.	<ul style="list-style-type: none"> F Sales Charge funds are only available from distributors offering fee based accounts or from eligible distributors who have signed an agreement with RBC Life Insurance Company. 																
Advisor Chargeback Sales Charge	There are no sales charges when you purchase or redeem the fund.	<ul style="list-style-type: none"> When you buy the fund, RBC Life Insurance pays a commission of 3.25%. If you redeem a fund within 2 years from the purchase date, your advisor may have to return all or part of their sales commission. 																

2. ONGOING FUND EXPENSES

The management expense ratio (MER) includes the management fee and operating expenses of the fund. The MER includes the insurance cost of the guarantee. You don't pay these expenses directly. They affect you because they reduce the return you get on your investment. For details about how the guarantees work, see your insurance contract.

MER (Annual rate as a % of the funds value): 2.09%(Invest Series), 2.26% (Series 1), 2.36% (Series 2), 1.23% (Invest Series FSC), 1.43% (Series 1 FSC), 1.64% (Series 2 FSC)

Trailing commission

RBC Life Insurance Company pays a trailing commission of up to 1.00% for as long as you own the fund. It is for the services and advice your advisor provides to you. You don't pay these expenses directly. The trailing commission is paid out of the management fee. The rate depends on the sales charge option you choose. There are no trailing commissions paid under the F sales charge option. A fee for service and advice may be negotiated between you and your advisor ("Advisor Fee"). The Advisor Fee is paid by you and is not included in the MER.

Other fees

You may have to pay other fees when you sell or transfer units of the fund.

<u>Fee</u>	<u>What you pay</u>
Short-term trading fee	2% of the value of units you sell or transfer within 90 days of buying them.
Unscheduled withdrawal or switch fee	\$50 for any unscheduled switches or withdrawals above the annual number permitted.

WHAT IF I CHANGE MY MIND?

- You can change your mind within two business days of the earlier of the date you received confirmation or five business days after it is mailed. You can also change your mind about subsequent transactions you make under the contract within two business days of the earlier of the date you received confirmation or five business days after it is mailed. In this case the right to cancel only applies to the new transaction.
- You have to tell RBC Life Insurance Company in writing that you want to cancel.
- The amount returned will be the lesser of the amount you invested or the value of the fund if it has gone down.
- The amount returned only applies to the specific transaction and will include a refund of any sales charges or other fees you paid.

FOR MORE INFORMATION

This summary may not contain all the information you need. Please read the Contract and Information Folder.
 Contact your advisor or
 Telephone: 1-877-933-4800
 RBC Life Insurance Company
 c/o RBC Investor Services Trust,
 Shareholder Services
 155 Wellington Street West, 3rd Floor
 Toronto, Ontario M5V 3L3

RBC Life Insurance Company
RBC Balanced Growth & Income GIF
 Information as of December 31, 2023

QUICK FACTS

Date Fund Created:	November 7, 2014	Management Expense Ratio (MER) (Invest Series):	2.26%
Total Value on December 31, 2022:	\$119.7 MILLION	Management Expense Ratio (MER) (Series 1):	2.44%
Net Asset Value per Unit (Invest Series):	\$14.7928	Management Expense Ratio (MER) (Series 2):	2.67%
Net Asset Value per Unit (Series 1):	\$14.5273	Management Expense Ratio (MER) (Invest Series FSC):	1.32%
Net Asset Value per Unit (Series 2):	\$14.2735	Management Expense Ratio (MER) (Series 1 FSC):	1.63%
Net Asset Value per Unit (Invest Series FSC):	\$12.2391	Management Expense Ratio (MER) (Series 2 FSC):	1.70%
Net Asset Value per Unit (Series 1 FSC):	\$12.1094	Portfolio Manager:	RBC Global Asset Management Inc.
Net Asset Value per Unit (Series 2 FSC):	\$12.0429	Portfolio Turnover Rate:	29.25%
Number of Units Outstanding:	8,251,987	Minimum Investment:	\$1,000 or \$50 PAD \$10,000 (RIF, LIF, LRIF, PRIF and RLIF)

WHAT DOES THIS FUND INVEST IN?

This segregated fund invests in the RBC Balanced Growth and Income Fund. The underlying fund invests primarily in a diversified portfolio of income-producing equity and fixed-income securities from anywhere around the world.

For more information on investment objectives, please read the Information Folder and Contract.

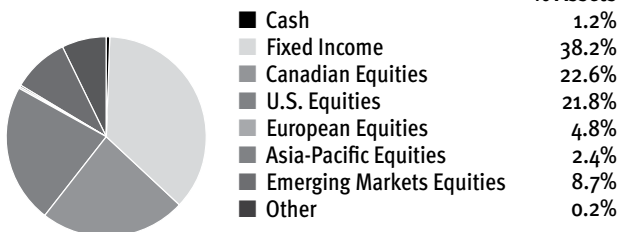
Top 10 investments of the underlying fund

	%
1. Phillips, Hager & North Total Return Bond Fund - Series O	14.1%
2. RBC Global Corporate Bond Fund - Series O	9.5%
3. RBC Emerging Markets Dividend Fund - Series O	9.3%
4. RBC Global High Yield Bond Fund - Series O	7.4%
5. BlueBay Global Monthly Income Bond Fund - Series O	7.3%
6. RBC International Dividend Growth Fund - Series O	6.9%
7. Royal Bank of Canada	1.6%
8. Microsoft Corp.	1.6%
9. Apple Inc.	1.5%
10. Toronto-Dominion Bank	1.4%

The top 10 investments make up 60.6% of the fund
 Total investments = 189

INVESTMENT SEGMENTATION OF THE UNDERLYING FUND

Asset Mix



ARE THERE ANY GUARANTEES?

This segregated fund is being offered under an insurance contract. It comes with guarantees that may protect a contractholder's investment if the markets go down. The MER includes the insurance cost for the guarantee. For details please refer to the Information Folder and Contract.

HOW HAS THE FUND PERFORMED?

This section tells you how the fund has performed over the past 10 years or from inception (if the fund is less than 10 years old) for an investor who chooses Series 1. Returns are after the MER has been deducted.

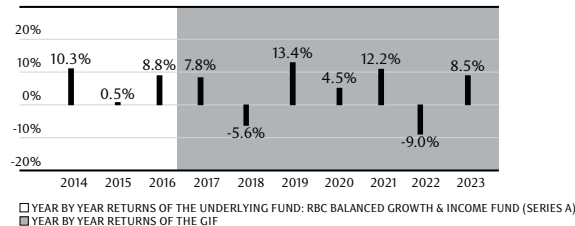
It is important to note that this doesn't tell you how the fund will perform in the future. Also, your actual return will depend on the guarantee option you choose and on your personal tax situation, the timing of your deposits and any other changes.

Average return

A person who invested \$1,000 in the fund and invested in Series 1 on November 7, 2014 has \$1,452.73 on December 31, 2023. This works out to an average return of 4.7% a year.

Year-by-year returns

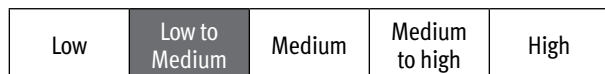
This chart shows how the fund and its underlying mutual fund have performed in the past 10 years. In the last 10 years the fund was up in value 8 years and down in value 2 years.



Note: The performance history of the underlying fund has been included for reference purposes only. The performance of the segregated fund will always vary from that of the underlying fund due to timing differences between purchases/redemptions of both funds, as well as the additional costs associated with guarantees and insurance administration.

HOW RISKY IS IT?

The value of your investments can go down. Please see the Information Folder for further details.



WHO IS THIS FUND FOR?

For a person seeking potential for growth and income and who is comfortable with the ups and downs of the market.

RBC Balanced Growth & Income GIF

HOW MUCH DOES IT COST?

The following tables show the fees and expenses you could pay to buy and sell units of the fund.

1. SALES CHARGES

One of the following sales charges will apply, see the Information Folder or Contract for full details or discuss with your advisor.

Sales Charge Option	What you Pay	How it works
Initial Sales Charge	Up to 5% of the amount you buy	<ul style="list-style-type: none"> You and your advisor decide on the rate. The initial sales charge is deducted from the amount you buy. It is paid as a commission. For a 0% initial sales charge (or no load), there is nothing deducted from the amount you buy.
Deferred Sales Charge	If you sell within: 1 year of buying 5.5% 2 years of buying 4.5% 3 years of buying 4.0% 4 years of buying 3.5% 5 years of buying 3.0% 6 years of buying 2.5% 7 years of buying 1.5% After 7 years 0%	<ul style="list-style-type: none"> The deferred sales charge is closed to additional deposits. Any deferred sales charge you pay goes to RBC Life Insurance Company. The deferred sales charge is a set rate. It is deducted from the amount you sell. You can sell up to 10% of your units each year without paying a deferred sales charge (20% for RRIF tax types). You can switch to units of other funds under the insurance contract at any time without paying a deferred sales charge as long as you stay in the same sales charge option and series. The deferred sales charge schedule will be based on the date of each deposit.
Low Sales Charge	If you sell within: 1 year of buying 3.00% 2 years of buying 2.75% 3 years of buying 2.50% After 3 years 0%	<ul style="list-style-type: none"> The low sales charge is closed to additional deposits. Any deferred sales charge you pay goes to RBC Life Insurance Company.
F Sales Charge	There are no sales charges when you purchase or redeem the fund.	<ul style="list-style-type: none"> F Sales Charge funds are only available from distributors offering fee based accounts or from eligible distributors who have signed an agreement with RBC Life Insurance Company.
Advisor Chargeback Sales Charge	There are no sales charges when you purchase or redeem the fund.	<ul style="list-style-type: none"> When you buy the fund, RBC Life Insurance pays a commission of 3.25%. If you redeem a fund within 2 years from the purchase date, your advisor may have to return all or part of their sales commission.

2. ONGOING FUND EXPENSES

The management expense ratio (MER) includes the management fee and operating expenses of the fund. The MER includes the insurance cost of the guarantee. You don't pay these expenses directly. They affect you because they reduce the return you get on your investment. For details about how the guarantees work, see your insurance contract.

MER (Annual rate as a % of the funds value): 2.26% (Invest Series), 2.44% (Series 1), 2.67% (Series 2), 1.32% (Invest Series FSC), 1.63% (Series 1 FSC), 1.70% (Series 2 FSC)

Trailing commission

RBC Life Insurance Company pays a trailing commission of up to 1.00% for as long as you own the fund. It is for the services and advice your advisor provides to you. You don't pay these expenses directly. The trailing commission is paid out of the management fee. The rate depends on the sales charge option you choose. There are no trailing commissions paid under the F sales charge option. A fee for service and advice may be negotiated between you and your advisor ("Advisor Fee"). The Advisor Fee is paid by you and is not included in the MER.

Other fees

You may have to pay other fees when you sell or transfer units of the fund.

Fee	What you pay
Short-term trading fee	2% of the value of units you sell or transfer within 90 days of buying them.
Unscheduled withdrawal or switch fee	\$50 for any unscheduled switches or withdrawals above the annual number permitted.

WHAT IF I CHANGE MY MIND?

- You can change your mind within two business days of the earlier of the date you received confirmation or five business days after it is mailed. You can also change your mind about subsequent transactions you make under the contract within two business days of the earlier of the date you received confirmation or five business days after it is mailed. In this case the right to cancel only applies to the new transaction.
- You have to tell RBC Life Insurance Company in writing that you want to cancel.
- The amount returned will be the lesser of the amount you invested or the value of the fund if it has gone down.
- The amount returned only applies to the specific transaction and will include a refund of any sales charges or other fees you paid.

FOR MORE INFORMATION

This summary may not contain all the information you need. Please read the Contract and Information Folder.
 Contact your advisor or
 Telephone: 1-877-933-4800
 RBC Life Insurance Company
 c/o RBC Investor Services Trust,
 Shareholder Services
 155 Wellington Street West, 3rd Floor
 Toronto, Ontario M5V 3L3

RBC Life Insurance Company
RBC Global Growth & Income GIF
 Information as of December 31, 2023

QUICK FACTS

Date Fund Created:	January 2, 2016	Management Expense Ratio (MER) (Invest Series):	2.16%
Total Value on December 31, 2022:	\$68.4 Million	Management Expense Ratio (MER) (Series 1):	2.43%
Net Asset Value per Unit (Invest Series):	\$12.2920	Management Expense Ratio (MER) (Series 2):	2.65%
Net Asset Value per Unit (Series 1):	\$12.1068	Management Expense Ratio (MER) (Invest Series FSC):	1.22%
Net Asset Value per Unit (Series 2):	\$11.9444	Management Expense Ratio (MER) (Series 1 FSC):	1.67%
Net Asset Value per Unit (Invest Series FSC):	\$11.5524	Management Expense Ratio (MER) (Series 2 FSC):	1.87%
Net Asset Value per Unit (Series 1 FSC):	\$11.3525	Portfolio Manager:	RBC Global Asset Management Inc.
Net Asset Value per Unit (Series 2 FSC):	\$11.2761	Portfolio Turnover Rate:	1.64%
Number of Units Outstanding:	5,666,223	Minimum Investment:	\$1,000 or \$50 PAD \$10,000 (RIF, LIF, LRIF, PRIF and RLIF)

WHAT DOES THIS FUND INVEST IN?

This segregated fund invests in the RBC Global Growth and Income Fund. The underlying fund invests primarily in a diversified portfolio of equity and fixed-income securities from anywhere around the world. For more information on investment objectives, please read the Information Folder and Contract.

Top 10 investments of the underlying fund

	%
1. RBC Global Dividend Growth Fund - Series O	20.1%
2. RBC Global Equity Focus Fund - Series O	18.1%
3. RBC Global Bond Fund - Series O	14.7%
4. RBC Global Corporate Bond Fund - Series O	12.2%
5. RBC Emerging Markets Equity Fund - Series O	10.1%
6. RBC Global High Yield Bond Fund - Series O	7.6%
7. RBC European Mid-Cap Equity Fund - Series O	5.4%
8. RBC U.S. Mid-Cap Value Equity Fund - Series O	5.0%
9. RBC Emerging Markets Foreign Exchange Fund - Series O	2.5%
10. BlueBay Global Monthly Income Bond Fund - Series O	2.5%

The top 10 investments make up 98.2% of the fund
 Total investments = 12

INVESTMENT SEGMENTATION OF THE UNDERLYING FUND

Asset Mix



ARE THERE ANY GUARANTEES?

This segregated fund is being offered under an insurance contract. It comes with guarantees that may protect a contractholder's investment if the markets go down. The MER includes the insurance cost for the guarantee. For details please refer to the Information Folder and Contract.

HOW HAS THE FUND PERFORMED?

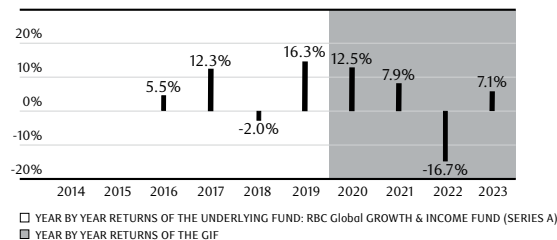
This section tells you how the fund has performed over the past 10 years or from inception (if the fund is less than 10 years old) for an investor who chooses Series 1. Returns are after the MER has been deducted. It is important to note that this doesn't tell you how the fund will perform in the future. Also, your actual return will depend on the guarantee option you choose and on your personal tax situation, the timing of your deposits and any other changes.

Average return

A person who invested \$1,000 in the fund and invested in Series 1 on January 2, 2016 has \$1,210.68 on December 31, 2023. This works out to an average return of 3.4% a year.

Year-by-year returns

This chart shows how the fund and its underlying mutual fund have performed in the past 8 years. In the last 8 years the fund was up in value 6 years and down in value 2 years.



Note: The performance history of the underlying fund has been included for reference purposes only. The performance of the segregated fund will always vary from that of the underlying fund due to timing differences between purchases/redemptions of both funds, as well as the additional costs associated with guarantees and insurance administration.

HOW RISKY IS IT?

The value of your investments can go down. Please see the Information Folder for further details.



WHO IS THIS FUND FOR?

For a person seeking potential for growth and income and who is comfortable with the ups and downs of the market.

RBC Global Growth & Income GIF

HOW MUCH DOES IT COST?

The following tables show the fees and expenses you could pay to buy and sell units of the fund.

1. SALES CHARGES

One of the following sales charges will apply, see the Information Folder or Contract for full details or discuss with your advisor.

Sales Charge Option	What you Pay	How it works
Initial Sales Charge	Up to 5% of the amount you buy	<ul style="list-style-type: none"> You and your advisor decide on the rate. The initial sales charge is deducted from the amount you buy. It is paid as a commission. For a 0% initial sales charge (or no load), there is nothing deducted from the amount you buy.
Deferred Sales Charge	If you sell within: 1 year of buying 5.5% 2 years of buying 4.5% 3 years of buying 4.0% 4 years of buying 3.5% 5 years of buying 3.0% 6 years of buying 2.5% 7 years of buying 1.5% After 7 years 0%	<ul style="list-style-type: none"> The deferred sales charge is closed to additional deposits. Any deferred sales charge you pay goes to RBC Life Insurance Company. The deferred sales charge is a set rate. It is deducted from the amount you sell. You can sell up to 10% of your units each year without paying a deferred sales charge (20% for RRIF tax types). You can switch to units of other funds under the insurance contract at any time without paying a deferred sales charge as long as you stay in the same sales charge option and series. The deferred sales charge schedule will be based on the date of each deposit.
Low Sales Charge	If you sell within: 1 year of buying 3.00% 2 years of buying 2.75% 3 years of buying 2.50% After 3 years 0%	<ul style="list-style-type: none"> The low sales charge is closed to additional deposits. Any deferred sales charge you pay goes to RBC Life Insurance Company.
F Sales Charge	There are no sales charges when you purchase or redeem the fund.	<ul style="list-style-type: none"> F Sales Charge funds are only available from distributors offering fee based accounts or from eligible distributors who have signed an agreement with RBC Life Insurance Company.
Advisor Chargeback Sales Charge	There are no sales charges when you purchase or redeem the fund.	<ul style="list-style-type: none"> When you buy the fund, RBC Life Insurance pays a commission of 3.25%. If you redeem a fund within 2 years from the purchase date, your advisor may have to return all or part of their sales commission.

2. ONGOING FUND EXPENSES

The management expense ratio (MER) includes the management fee and operating expenses of the fund. The MER includes the insurance cost of the guarantee. You don't pay these expenses directly. They affect you because they reduce the return you get on your investment. For details about how the guarantees work, see your insurance contract.

MER (Annual rate as a % of the funds value): 2.16% (Invest Series), 2.43% (Series 1), 2.65% (Series 2), 1.22% (Invest Series FSC), 1.67% (Series 1 FSC), 1.87% (Series 2 FSC)

Trailing commission

RBC Life Insurance Company pays a trailing commission of up to 1.00% for as long as you own the fund. It is for the services and advice your advisor provides to you. You don't pay these expenses directly. The trailing commission is paid out of the management fee. The rate depends on the sales charge option you choose. There are no trailing commissions paid under the F sales charge option. A fee for service and advice may be negotiated between you and your advisor ("Advisor Fee"). The Advisor Fee is paid by you and is not included in the MER.

Other fees

You may have to pay other fees when you sell or transfer units of the fund.

Fee	What you pay
Short-term trading fee	2% of the value of units you sell or transfer within 90 days of buying them.
Unscheduled withdrawal or switch fee	\$50 for any unscheduled switches or withdrawals above the annual number permitted.

WHAT IF I CHANGE MY MIND?

- You can change your mind within two business days of the earlier of the date you received confirmation or five business days after it is mailed. You can also change your mind about subsequent transactions you make under the contract within two business days of the earlier of the date you received confirmation or five business days after it is mailed. In this case the right to cancel only applies to the new transaction.
- You have to tell RBC Life Insurance Company in writing that you want to cancel.
- The amount returned will be the lesser of the amount you invested or the value of the fund if it has gone down.
- The amount returned only applies to the specific transaction and will include a refund of any sales charges or other fees you paid.

FOR MORE INFORMATION

This summary may not contain all the information you need. Please read the Contract and Information Folder.
 Contact your advisor or
 Telephone: 1-877-933-4800
 RBC Life Insurance Company
 c/o RBC Investor Services Trust,
 Shareholder Services
 155 Wellington Street West, 3rd Floor
 Toronto, Ontario M5V 3L3

RBC Life Insurance Company
RBC PH&N Monthly Income GIF
 Information as of December 31, 2023

QUICK FACTS

Date Fund Created:	November 29, 2010	Management Expense Ratio (MER) (Invest Series):	2.15%
Total Value on December 31, 2022:	\$68.6 Million	Management Expense Ratio (MER) (Series 1):	2.57%
Net Asset Value per Unit (Invest Series):	\$14.0359	Management Expense Ratio (MER) (Series 2):	2.66%
Net Asset Value per Unit (Series 1):	\$16.4978	Management Expense Ratio (MER) (Invest Series FSC):	1.33%
Net Asset Value per Unit (Series 2):	\$13.4029	Management Expense Ratio (MER) (Series 1 FSC):	1.77%
Net Asset Value per Unit (Invest Series FSC):	\$12.6465	Management Expense Ratio (MER) (Series 2 FSC):	1.88%
Net Asset Value per Unit (Series 1 FSC):	\$12.4254	Portfolio Manager:	RBC Global Asset Management Inc.
Net Asset Value per Unit (Series 2 FSC):	\$12.3788	Portfolio Turnover Rate:	54.65%
Number of Units Outstanding:	4,626,683	Minimum Investment:	\$1,000 or \$50 PAD \$10,000 (RIF, LIF, LRIF, PRIF and RLIF)

WHAT DOES THIS FUND INVEST IN?

This segregated fund invests in the Phillips, Hager & North Monthly Income Fund.

The underlying fund invests primarily in a well-diversified balanced portfolio of income producing equity and fixed-income securities.

For more information on investment objectives, please read the Information Folder and Contract.

Top 10 investments of the underlying fund

	%
1. RBC High Yield Bond Fund - Series O	5.3%
2. Phillips, Hager & North High Yield Bond Fund - Series O	4.4%
3. Enbridge Inc.	3.4%
4. Toronto-Dominion Bank	3.3%
5. Royal Bank of Canada	3.3%
6. Canadian National Railway Co.	3.0%
7. Canadian Government Bond 3.250% Sep 01, 2028	2.8%
8. Canadian Pacific Kansas City Ltd.	2.8%
9. Bank of Montreal	2.4%
10. Brookfield Corp.	2.4%

The top 10 investments make up 33.1% of the fund
 Total investments = 375

INVESTMENT SEGMENTATION OF THE UNDERLYING FUND

Asset Mix



ARE THERE ANY GUARANTEES?

This segregated fund is being offered under an insurance contract. It comes with guarantees that may protect a contractholder's investment if the markets go down. The MER includes the insurance cost for the guarantee. For details please refer to the Information Folder and Contract.

HOW HAS THE FUND PERFORMED?

This section tells you how the fund has performed over the past 10 years or from inception (if the fund is less than 10 years old) for an investor who chooses Series 1. Returns are after the MER has been deducted.

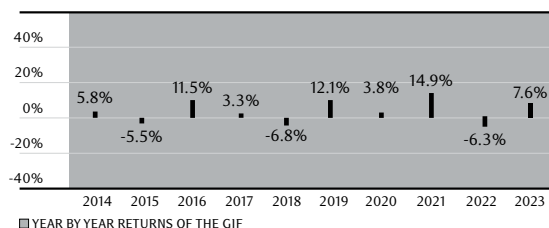
It is important to note that this doesn't tell you how the fund will perform in the future. Also, your actual return will depend on the guarantee option you choose and on your personal tax situation, the timing of your deposits and any other changes.

Average return

A person who invested \$1,000 in the fund and invested in Series 1 on December 31, 2013 has \$1,446.91 on December 31, 2023. This works out to an average return of 3.8% a year.

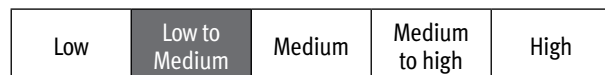
Year-by-year returns

This chart shows how the fund and its underlying mutual fund have performed in the past 10 years for a contractholder who chose Series 1. In the last 10 years the fund was up in value 7 years and down in value 3 years.



HOW RISKY IS IT?

The value of your investments can go down. Please see the Information Folder for further details.



WHO IS THIS FUND FOR?

For a person seeking potential for income and growth and who is comfortable with the ups and downs of the market.

RBC PH&N Monthly Income GIF

HOW MUCH DOES IT COST?

The following tables show the fees and expenses you could pay to buy and sell units of the fund.

1. SALES CHARGES

One of the following sales charges will apply, see the Information Folder or Contract for full details or discuss with your advisor.

Sales Charge Option	What you Pay	How it works
Initial Sales Charge	Up to 5% of the amount you buy	<ul style="list-style-type: none"> You and your advisor decide on the rate. The initial sales charge is deducted from the amount you buy. It is paid as a commission. For a 0% initial sales charge (or no load), there is nothing deducted from the amount you buy.
Deferred Sales Charge	If you sell within: 1 year of buying 5.5% 2 years of buying 4.5% 3 years of buying 4.0% 4 years of buying 3.5% 5 years of buying 3.0% 6 years of buying 2.5% 7 years of buying 1.5% After 7 years 0%	<ul style="list-style-type: none"> The deferred sales charge is closed to additional deposits. Any deferred sales charge you pay goes to RBC Life Insurance Company. The deferred sales charge is a set rate. It is deducted from the amount you sell. You can sell up to 10% of your units each year without paying a deferred sales charge (20% for RRIF tax types). You can switch to units of other funds under the insurance contract at any time without paying a deferred sales charge as long as you stay in the same sales charge option and series. The deferred sales charge schedule will be based on the date of each deposit.
Low Sales Charge	If you sell within: 1 year of buying 3.00% 2 years of buying 2.75% 3 years of buying 2.50% After 3 years 0%	<ul style="list-style-type: none"> The low sales charge is closed to additional deposits. Any deferred sales charge you pay goes to RBC Life Insurance Company.
F Sales Charge	There are no sales charges when you purchase or redeem the fund.	<ul style="list-style-type: none"> F Sales Charge funds are only available from distributors offering fee based accounts or from eligible distributors who have signed an agreement with RBC Life Insurance Company.
Advisor Chargeback Sales Charge	There are no sales charges when you purchase or redeem the fund.	<ul style="list-style-type: none"> When you buy the fund, RBC Life Insurance pays a commission of 3.25%. If you redeem a fund within 2 years from the purchase date, your advisor may have to return all or part of their sales commission.

2. ONGOING FUND EXPENSES

The management expense ratio (MER) includes the management fee and operating expenses of the fund. The MER includes the insurance cost of the guarantee. You don't pay these expenses directly. They affect you because they reduce the return you get on your investment. For details about how the guarantees work, see your insurance contract.

MER (Annual rate as a % of the funds value): 2.15% (Invest Series), 2.57% (Series 1), 2.66% (Series 2), 1.33% (Invest Series FSC), 1.77% (Series 1 FSC), 1.88% (Series 2 FSC)

Trailing commission

RBC Life Insurance Company pays a trailing commission of up to 1.00% for as long as you own the fund. It is for the services and advice your advisor provides to you. You don't pay these expenses directly. The trailing commission is paid out of the management fee. The rate depends on the sales charge option you choose. There are no trailing commissions paid under the F sales charge option. A fee for service and advice may be negotiated between you and your advisor ("Advisor Fee"). The Advisor Fee is paid by you and is not included in the MER.

Other fees

You may have to pay other fees when you sell or transfer units of the fund.

Fee	What you pay
Short-term trading fee	2% of the value of units you sell or transfer within 90 days of buying them.
Unscheduled withdrawal or switch fee	\$50 for any unscheduled switches or withdrawals above the annual number permitted.

WHAT IF I CHANGE MY MIND?

- You can change your mind within two business days of the earlier of the date you received confirmation or five business days after it is mailed. You can also change your mind about subsequent transactions you make under the contract within two business days of the earlier of the date you received confirmation or five business days after it is mailed. In this case the right to cancel only applies to the new transaction.
- You have to tell RBC Life Insurance Company in writing that you want to cancel.
- The amount returned will be the lesser of the amount you invested or the value of the fund if it has gone down.
- The amount returned only applies to the specific transaction and will include a refund of any sales charges or other fees you paid.

FOR MORE INFORMATION

This summary may not contain all the information you need. Please read the Contract and Information Folder.
 Contact your advisor or
 Telephone: 1-877-933-4800
 RBC Life Insurance Company
 c/o RBC Investor Services Trust,
 Shareholder Services
 155 Wellington Street West, 3rd Floor
 Toronto, Ontario M5V 3L3

RBC Life Insurance Company
RBC Global Balanced GIF
 Information as of December 31, 2023

QUICK FACTS

Date Fund Created:	October 1, 2008	Management Expense Ratio (MER) (Invest Series):	2.23%
Total Value on December 31, 2022:	\$93.4 Million	Management Expense Ratio (MER) (Series 1):	2.57%
Net Asset Value per Unit (Invest Series):	\$15.0691	Management Expense Ratio (MER) (Series 2):	2.69%
Net Asset Value per Unit (Series 1):	\$19.0231	Management Expense Ratio (MER) (Invest Series FSC):	1.25%
Net Asset Value per Unit (Series 2):	\$14.3917	Management Expense Ratio (MER) (Series 1 FSC):	1.53%
Net Asset Value per Unit (Invest Series FSC):	\$12.0975	Management Expense Ratio (MER) (Series 2 FSC):	1.71%
Net Asset Value per Unit (Series 1 FSC):	\$11.9570	Portfolio Manager:	RBC Global Asset Management Inc.
Net Asset Value per Unit (Series 2 FSC):	\$11.8938	Portfolio Turnover Rate:	28.14%
Number of Units Outstanding:	6,042,469	Minimum Investment:	\$1,000 or \$50 PAD \$10,000 (RIF, LIF, LRIF, PRIF and RLIF)

WHAT DOES THIS FUND INVEST IN?

This segregated fund invests in the RBC Global Balanced Fund. The underlying fund invests primarily in a balance of Canadian, U.S. and international equities, and fixed-income securities. For more information on investment objectives, please read the Information Folder and Contract.

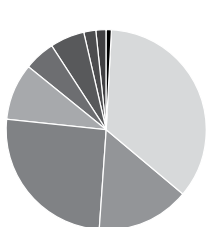
Top 10 investments of the underlying fund

	%
1. RBC Emerging Markets Equity Fund - Series O	3.7%
2. RBC Canadian Core Real Estate Fund - Series N	1.9%
3. RBC U.S. Mid-Cap Growth Equity Fund - Series O	1.5%
4. Microsoft Corp.	1.3%
5. Apple Inc.	1.3%
6. Royal Bank of Canada	1.1%
7. Japan Government Twenty Year Bond 0.400% Jun 20, 2040	0.9%
8. Toronto-Dominion Bank	0.9%
9. Province of Ontario 1.750% Sep 08, 2025	0.8%
10. United States Treasury Note 1.625% Aug 15, 2029	0.8%

The top 10 investments make up 14.2% of the fund
 Total investments = 578

INVESTMENT SEGMENTATION OF THE UNDERLYING FUND

Asset Mix



	% Assets
■ Cash	2.1%
■ Fixed Income	36.0%
■ Canadian Equities	15.0%
■ U.S. Equities	23.9%
■ European Equities	10.8%
■ Asia-Pacific Equities	4.6%
■ Emerging Markets Equities	5.0%
■ Real Estate	2.6%

ARE THERE ANY GUARANTEES?

This segregated fund is being offered under an insurance contract. It comes with guarantees that may protect a contractholder's investment if the markets go down. The MER includes the insurance cost for the guarantee. For details please refer to the Information Folder and Contract.

HOW HAS THE FUND PERFORMED?

This section tells you how the fund has performed over the past 10 years or from inception (if the fund is less than 10 years old) for an investor who chooses Series 1. Returns are after the MER has been deducted.

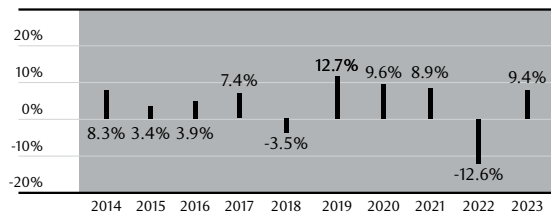
It is important to note that this doesn't tell you how the fund will perform in the future. Also, your actual return will depend on the guarantee option you choose and on your personal tax situation, the timing of your deposits and any other changes.

Average return

A person who invested \$1,000 in the fund and invested in Series 1 on December 31, 2013 has \$1,551.54 on December 31, 2023. This works out to an average return of 4.5% a year.

Year-by-year returns

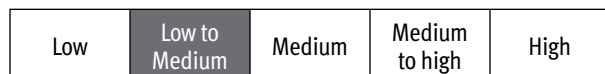
This chart shows how the fund has performed in the past 10 years for a contractholder who chose Series 1. In the last 10 years the fund was up in value 8 years and down in value 2 years.



■ YEAR BY YEAR RETURNS OF THE GIF

HOW RISKY IS IT?

The value of your investments can go down. Please see the Information Folder for further details.



WHO IS THIS FUND FOR?

For a person seeking potential for long-term growth and income and who is comfortable with the ups and downs of the market.

RBC Global Balanced GIF

HOW MUCH DOES IT COST?

The following tables show the fees and expenses you could pay to buy and sell units of the fund.

1. SALES CHARGES

One of the following sales charges will apply, see the Information Folder or Contract for full details or discuss with your advisor.

Sales Charge Option	What you Pay	How it works
Initial Sales Charge	Up to 5% of the amount you buy	<ul style="list-style-type: none"> You and your advisor decide on the rate. The initial sales charge is deducted from the amount you buy. It is paid as a commission. For a 0% initial sales charge (or no load), there is nothing deducted from the amount you buy.
Deferred Sales Charge	If you sell within: 1 year of buying 5.5% 2 years of buying 4.5% 3 years of buying 4.0% 4 years of buying 3.5% 5 years of buying 3.0% 6 years of buying 2.5% 7 years of buying 1.5% After 7 years 0%	<ul style="list-style-type: none"> The deferred sales charge is closed to additional deposits. Any deferred sales charge you pay goes to RBC Life Insurance Company. The deferred sales charge is a set rate. It is deducted from the amount you sell. You can sell up to 10% of your units each year without paying a deferred sales charge (20% for RRIF tax types). You can switch to units of other funds under the insurance contract at any time without paying a deferred sales charge as long as you stay in the same sales charge option and series. The deferred sales charge schedule will be based on the date of each deposit.
Low Sales Charge	If you sell within: 1 year of buying 3.00% 2 years of buying 2.75% 3 years of buying 2.50% After 3 years 0%	<ul style="list-style-type: none"> The low sales charge is closed to additional deposits. Any deferred sales charge you pay goes to RBC Life Insurance Company.
F Sales Charge	There are no sales charges when you purchase or redeem the fund.	<ul style="list-style-type: none"> F Sales Charge funds are only available from distributors offering fee based accounts or from eligible distributors who have signed an agreement with RBC Life Insurance Company.
Advisor Chargeback Sales Charge	There are no sales charges when you purchase or redeem the fund.	<ul style="list-style-type: none"> When you buy the fund, RBC Life Insurance pays a commission of 3.25%. If you redeem a fund within 2 years from the purchase date, your advisor may have to return all or part of their sales commission.

2. ONGOING FUND EXPENSES

The management expense ratio (MER) includes the management fee and operating expenses of the fund. The MER includes the insurance cost of the guarantee. You don't pay these expenses directly. They affect you because they reduce the return you get on your investment. For details about how the guarantees work, see your insurance contract.

MER (Annual rate as a % of the funds value): 2.23% (Invest Series), 2.57% (Series 1), 2.69% (Series 2), 1.25% (Invest Series FSC), 1.53% (Series 1 FSC), 1.71% (Series 2 FSC)

Trailing commission

RBC Life Insurance Company pays a trailing commission of up to 1.00% for as long as you own the fund. It is for the services and advice your advisor provides to you. You don't pay these expenses directly. The trailing commission is paid out of the management fee. The rate depends on the sales charge option you choose. There are no trailing commissions paid under the F sales charge option. A fee for service and advice may be negotiated between you and your advisor ("Advisor Fee"). The Advisor Fee is paid by you and is not included in the MER.

Other fees

You may have to pay other fees when you sell or transfer units of the fund.

Fee	What you pay
Short-term trading fee	2% of the value of units you sell or transfer within 90 days of buying them.
Unscheduled withdrawal or switch fee	\$50 for any unscheduled switches or withdrawals above the annual number permitted.

WHAT IF I CHANGE MY MIND?

- You can change your mind within two business days of the earlier of the date you received confirmation or five business days after it is mailed. You can also change your mind about subsequent transactions you make under the contract within two business days of the earlier of the date you received confirmation or five business days after it is mailed. In this case the right to cancel only applies to the new transaction.
- You have to tell RBC Life Insurance Company in writing that you want to cancel.
- The amount returned will be the lesser of the amount you invested or the value of the fund if it has gone down.
- The amount returned only applies to the specific transaction and will include a refund of any sales charges or other fees you paid.

FOR MORE INFORMATION

This summary may not contain all the information you need. Please read the Contract and Information Folder.
 Contact your advisor or
 Telephone: 1-877-933-4800
 RBC Life Insurance Company
 c/o RBC Investor Services Trust,
 Shareholder Services
 155 Wellington Street West, 3rd Floor
 Toronto, Ontario M5V 3L3

RBC Life Insurance Company
RBC Select Conservative GIP
 Information as of December 31, 2023

QUICK FACTS

Date Fund Created:	October 1, 2008	Management Expense Ratio (MER) (Invest Series):	2.08%
Total Value on December 31, 2022:	\$458.0 Million	Management Expense Ratio (MER) (Series 1):	2.46%
Net Asset Value per Unit (Invest Series):	\$13.6330	Management Expense Ratio (MER) (Series 2):	2.61%
Net Asset Value per Unit (Series 1):	\$16.9153	Management Expense Ratio (MER) (Invest Series FSC):	1.23%
Net Asset Value per Unit (Series 2):	\$16.5624	Management Expense Ratio (MER) (Series 1 FSC):	1.66%
Net Asset Value per Unit (Invest Series FSC):	\$11.5231	Management Expense Ratio (MER) (Series 2 FSC):	1.85%
Net Asset Value per Unit (Series 1 FSC):	\$11.3238	Portfolio Manager:	RBC Global Asset Management Inc.
Net Asset Value per Unit (Series 2 FSC):	\$11.2350	Portfolio Turnover Rate:	3.17%
Number of Units Outstanding:	29,173,959	Minimum Investment:	\$1,000 or \$50 PAD \$10,000 (RIF, LIF, LRIF, PRIF and RLIF)

WHAT DOES THIS FUND INVEST IN?


This segregated fund invests in the RBC Select Conservative Portfolio. The underlying fund invests primarily in a broadly diversified portfolio of mutual funds managed by RBC GAM, with an emphasis on Canadian fixed income securities and Canadian equity securities and some exposure to U.S. and international equity securities. For more information on investment objectives, please read the Information Folder and Contract.

Top 10 investments of the underlying fund

	%
1. RBC Bond Fund - Series O	14.3%
2. Phillips, Hager & North Total Return Bond Fund - Series O	8.5%
3. RBC Canadian Short-Term Income Fund - Series O	7.8%
4. RBC Global Corporate Bond Fund - Series O	6.8%
5. RBC Global Bond Fund - Series O	6.3%
6. RBC European Equity Fund - Series O	6.2%
7. Phillips, Hager & North U.S. Multi-Style All-Cap Equity Fund - Series O	5.4%
8. RBC Canadian Dividend Fund - Series O	4.0%
9. Phillips, Hager & North Conservative Equity Income Fund - Series O	3.6%
10. RBC Global High Yield Bond Fund - Series O	3.0%

The top 10 investments make up 65.9% of the fund
 Total investments = 39

INVESTMENT SEGMENTATION OF THE UNDERLYING FUND



ARE THERE ANY GUARANTEES?

This segregated fund is being offered under an insurance contract. It comes with guarantees that may protect a contractholder's investment if the markets go down. The MER includes the insurance cost for the guarantee. For details please refer to the Information Folder and Contract.

HOW HAS THE FUND PERFORMED?

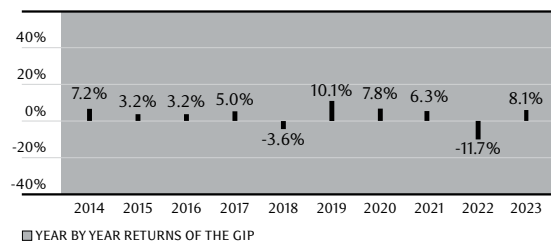
This section tells you how the fund has performed over the past 10 years or from inception (if the fund is less than 10 years old) for an investor who chooses Series 1. Returns are after the MER has been deducted. It is important to note that this doesn't tell you how the fund will perform in the future. Also, your actual return will depend on the guarantee option you choose and on your personal tax situation, the timing of your deposits and any other changes.

Average return

A person who invested \$1,000 in the fund and invested in Series 1 on December 31, 2013 has \$1,392.46 on December 31, 2023. This works out to an average return of 3.4% a year.

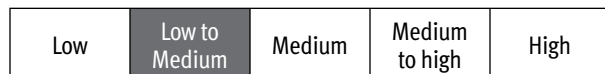
Year-by-year returns

This chart shows how the fund has performed in the past 10 years for a contractholder who chose Series 1. In the last 10 years the fund was up in value 8 years and down in value 2 years.



HOW RISKY IS IT?

The value of your investments can go down. Please see the Information Folder for further details.



WHO IS THIS FUND FOR?

For a person seeking potential for income and growth and who is a bit comfortable with the ups and downs of the market.

RBC Select Conservative GIP

HOW MUCH DOES IT COST?

The following tables show the fees and expenses you could pay to buy and sell units of the fund. The ongoing fees and expenses are different for each guarantee option.

1. SALES CHARGES

One of the following sales charges will apply, see the Information Folder or Contract for full details or discuss with your advisor.

Sales Charge Option	What you Pay	How it works																
Initial Sales Charge	Up to 5% of the amount you buy	<ul style="list-style-type: none"> You and your advisor decide on the rate. The initial sales charge is deducted from the amount you buy. It is paid as a commission. For a 0% initial sales charge (or no load), there is nothing deducted from the amount you buy. 																
Deferred Sales Charge	If you sell within: <table border="0"> <tr><td>1 year of buying</td><td>5.5%</td></tr> <tr><td>2 years of buying</td><td>4.5%</td></tr> <tr><td>3 years of buying</td><td>4.0%</td></tr> <tr><td>4 years of buying</td><td>3.5%</td></tr> <tr><td>5 years of buying</td><td>3.0%</td></tr> <tr><td>6 years of buying</td><td>2.5%</td></tr> <tr><td>7 years of buying</td><td>1.5%</td></tr> <tr><td>After 7 years</td><td>0%</td></tr> </table>	1 year of buying	5.5%	2 years of buying	4.5%	3 years of buying	4.0%	4 years of buying	3.5%	5 years of buying	3.0%	6 years of buying	2.5%	7 years of buying	1.5%	After 7 years	0%	<ul style="list-style-type: none"> The deferred sales charge is closed to additional deposits. Any deferred sales charge you pay goes to RBC Life Insurance Company. The deferred sales charge is a set rate. It is deducted from the amount you sell. You can sell up to 10% of your units each year without paying a deferred sales charge (20% for RRIF tax types). You can switch to units of other funds under the insurance contract at any time without paying a deferred sales charge as long as you stay in the same sales charge option and series. The deferred sales charge schedule will be based on the date of each deposit.
1 year of buying	5.5%																	
2 years of buying	4.5%																	
3 years of buying	4.0%																	
4 years of buying	3.5%																	
5 years of buying	3.0%																	
6 years of buying	2.5%																	
7 years of buying	1.5%																	
After 7 years	0%																	
Low Sales Charge	If you sell within: <table border="0"> <tr><td>1 year of buying</td><td>3.00%</td></tr> <tr><td>2 years of buying</td><td>2.75%</td></tr> <tr><td>3 years of buying</td><td>2.50%</td></tr> <tr><td>After 3 years</td><td>0%</td></tr> </table>	1 year of buying	3.00%	2 years of buying	2.75%	3 years of buying	2.50%	After 3 years	0%	<ul style="list-style-type: none"> The low sales charge is closed to additional deposits. Any deferred sales charge you pay goes to RBC Life Insurance Company. 								
1 year of buying	3.00%																	
2 years of buying	2.75%																	
3 years of buying	2.50%																	
After 3 years	0%																	
F Sales Charge	There are no sales charges when you purchase or redeem the fund.	<ul style="list-style-type: none"> F Sales Charge funds are only available from distributors offering fee based accounts or from eligible distributors who have signed an agreement with RBC Life Insurance Company. 																
Advisor Chargeback Sales Charge	There are no sales charges when you purchase or redeem the fund.	<ul style="list-style-type: none"> When you buy the fund, RBC Life Insurance pays a commission of 3.25%. If you redeem a fund within 2 years from the purchase date, your advisor may have to return all or part of their sales commission. 																

2. ONGOING FUND EXPENSES

The management expense ratio (MER) includes the management fee and operating expenses of the fund. The MER includes the insurance cost of the guarantee. You don't pay these expenses directly. They affect you because they reduce the return you get on your investment. For details about how the guarantees work, see your insurance contract.

MER (Annual rate as a % of the funds value): 2.08% (Invest Series), 2.46% (Series 1), 2.61% (Series 2), 1.23% (Invest Series FSC), 1.66% (Series 1 FSC), 1.85% (Series 2 FSC)

Trailing commission

RBC Life Insurance Company pays a trailing commission of up to 1.00% for as long as you own the fund. It is for the services and advice your advisor provides to you. You don't pay these expenses directly. The trailing commission is paid out of the management fee. The rate depends on the sales charge option you choose. There are no trailing commissions paid under the F sales charge option. A fee for service and advice may be negotiated between you and your advisor ("Advisor Fee"). The Advisor Fee is paid by you and is not included in the MER.

Other fees

You may have to pay other fees when you sell or transfer units of the fund.

Fee	What you pay
Short-term trading fee	2% of the value of units you sell or transfer within 90 days of buying them.
Unscheduled withdrawal or switch fee	\$50 for any unscheduled switches or withdrawals above the annual number permitted.

WHAT IF I CHANGE MY MIND?

- You can change your mind within two business days of the earlier of the date you received confirmation or five business days after it is mailed. You can also change your mind about subsequent transactions you make under the contract within two business days of the earlier of the date you received confirmation or five business days after it is mailed. In this case the right to cancel only applies to the new transaction.
- You have to tell RBC Life Insurance Company in writing that you want to cancel.
- The amount returned will be the lesser of the amount you invested or the value of the fund if it has gone down.
- The amount returned only applies to the specific transaction and will include a refund of any sales charges or other fees you paid.

FOR MORE INFORMATION

This summary may not contain all the information you need. Please read the Contract and Information Folder.
 Contact your advisor or
 Telephone: 1-877-933-4800
 RBC Life Insurance Company
 c/o RBC Investor Services Trust,
 Shareholder Services
 155 Wellington Street West, 3rd Floor
 Toronto, Ontario M5V 3L3

RBC Life Insurance Company

RBC Select Balanced GIP

Information as of December 31, 2023

QUICK FACTS

Date Fund Created:	October 1, 2008	Management Expense Ratio (MER) (Invest Series):	2.15%
Total Value on December 31, 2022:	\$673.9 Million	Management Expense Ratio (MER) (Series 1):	2.50%
Net Asset Value per Unit (Invest Series):	\$15.2060	Management Expense Ratio (MER) (Series 2):	2.69%
Net Asset Value per Unit (Series 1):	\$19.1802	Management Expense Ratio (MER) (Invest Series FSC):	1.40%
Net Asset Value per Unit (Series 2):	\$18.5230	Management Expense Ratio (MER) (Series 1 FSC):	1.74%
Net Asset Value per Unit (Invest Series FSC):	\$12.0217	Management Expense Ratio (MER) (Series 2 FSC):	1.89%
Net Asset Value per Unit (Series 1 FSC):	\$11.8534	Portfolio Manager:	RBC Global Asset Management Inc.
Net Asset Value per Unit (Series 2 FSC):	\$11.7672	Portfolio Turnover Rate:	4.94%
Number of Units Outstanding:	38,309,871	Minimum Investment:	\$1,000 or \$50 PAD \$10,000 (RIF, LIF, LRIF, PRIF and RLIF)

WHAT DOES THIS FUND INVEST IN?

This segregated fund invests in the RBC Select Balanced Portfolio. The underlying fund invests primarily in a broadly diversified portfolio of mutual funds managed by RBC GAM, with an emphasis on fixed income securities and Canadian, U.S. and international equity securities. For more information on investment objectives, please read the Information Folder and Contract.

Top 10 investments of the underlying fund

	%
1. RBC Bond Fund - Series O	16.4%
2. RBC Global Corporate Bond Fund - Series O	8.1%
3. RBC QUBE U.S. Equity Fund - Series O	6.1%
4. Phillips, Hager & North U.S. Multi-Style All-Cap Equity Fund - Series O	5.6%
5. RBC European Equity Fund - Series O	4.2%
6. RBC Private Canadian Equity Pool - Series O	4.0%
7. RBC Canadian Dividend Fund - Series O	4.0%
8. RBC Japanese Equity Fund - Series O	3.8%
9. Phillips, Hager & North Canadian Equity Underlying Fund II - Series O	3.7%
10. RBC Global Bond Fund - Series O	3.6%

The top 10 investments make up 59.5% of the fund
Total investments = 49

INVESTMENT SEGMENTATION OF THE UNDERLYING FUND

Asset Mix



ARE THERE ANY GUARANTEES?

This segregated fund is being offered under an insurance contract. It comes with guarantees that may protect a contractholder's investment if the markets go down. The MER includes the insurance cost for the guarantee. For details please refer to the Information Folder and Contract.

HOW HAS THE FUND PERFORMED?

This section tells you how the fund has performed over the past 10 years or from inception (if the fund is less than 10 years old) for an investor who chooses Series 1. Returns are after the MER has been deducted.

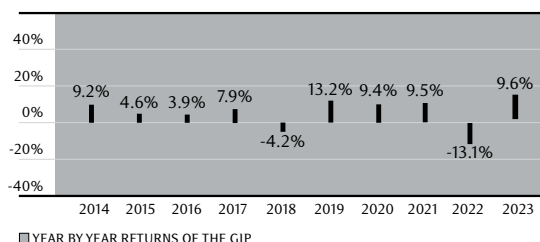
It is important to note that this doesn't tell you how the fund will perform in the future. Also, your actual return will depend on the guarantee option you choose and on your personal tax situation, the timing of your deposits and any other changes.

Average return

A person who invested \$1,000 in the fund and invested in Series 1 on December 31, 2013 has \$1,584.25 on December 31, 2023. This works out to an average return of 4.7% a year.

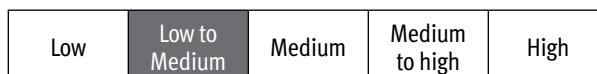
Year-by-year returns

This chart shows how the fund has performed in the past 10 years for a contractholder who chose Series 1. In the last 10 years the fund was up in value 8 years and down in value 2 years.



HOW RISKY IS IT?

The value of your investments can go down. Please see the Information Folder for further details.



WHO IS THIS FUND FOR?

For a person seeking potential for income and long-term growth and who is comfortable with the ups and downs of the market.

RBC Select Balanced GIP

HOW MUCH DOES IT COST?

The following tables show the fees and expenses you could pay to buy and sell units of the fund. The ongoing fees and expenses are different for each guarantee option.

1. SALES CHARGES

One of the following sales charges will apply, see the Information Folder or Contract for full details or discuss with your advisor.

Sales Charge Option	What you Pay	How it works
Initial Sales Charge	Up to 5% of the amount you buy	<ul style="list-style-type: none"> You and your advisor decide on the rate. The initial sales charge is deducted from the amount you buy. It is paid as a commission. For a 0% initial sales charge (or no load), there is nothing deducted from the amount you buy.
Deferred Sales Charge	If you sell within: 1 year of buying 5.5% 2 years of buying 4.5% 3 years of buying 4.0% 4 years of buying 3.5% 5 years of buying 3.0% 6 years of buying 2.5% 7 years of buying 1.5% After 7 years 0%	<ul style="list-style-type: none"> The deferred sales charge is closed to additional deposits. Any deferred sales charge you pay goes to RBC Life Insurance Company. The deferred sales charge is a set rate. It is deducted from the amount you sell. You can sell up to 10% of your units each year without paying a deferred sales charge (20% for RRIF tax types). You can switch to units of other funds under the insurance contract at any time without paying a deferred sales charge as long as you stay in the same sales charge option and series. The deferred sales charge schedule will be based on the date of each deposit.
Low Sales Charge	If you sell within: 1 year of buying 3.00% 2 years of buying 2.75% 3 years of buying 2.50% After 3 years 0%	<ul style="list-style-type: none"> The low sales charge is closed to additional deposits. Any deferred sales charge you pay goes to RBC Life Insurance Company.
F Sales Charge	There are no sales charges when you purchase or redeem the fund.	<ul style="list-style-type: none"> F Sales Charge funds are only available from distributors offering fee based accounts or from eligible distributors who have signed an agreement with RBC Life Insurance Company.
Advisor Chargeback Sales Charge	There are no sales charges when you purchase or redeem the fund.	<ul style="list-style-type: none"> When you buy the fund, RBC Life Insurance pays a commission of 3.25%. If you redeem a fund within 2 years from the purchase date, your advisor may have to return all or part of their sales commission.

2. ONGOING FUND EXPENSES

The management expense ratio (MER) includes the management fee and operating expenses of the fund. The MER includes the insurance cost of the guarantee. You don't pay these expenses directly. They affect you because they reduce the return you get on your investment. For details about how the guarantees work, see your insurance contract.

MER (Annual rate as a % of the funds value): 2.15% (Invest Series), 2.50% (Series 1), 2.69% (Series 2), 1.40% (Invest Series FSC), 1.74% (Series 1 FSC), 1.89% (Series 2 FSC)

Trailing commission

RBC Life Insurance Company pays a trailing commission of up to 1.00% for as long as you own the fund. It is for the services and advice your advisor provides to you. You don't pay these expenses directly. The trailing commission is paid out of the management fee. The rate depends on the sales charge option you choose. There are no trailing commissions paid under the F sales charge option. A fee for service and advice may be negotiated between you and your advisor ("Advisor Fee"). The Advisor Fee is paid by you and is not included in the MER.

Other fees

You may have to pay other fees when you sell or transfer units of the fund.

Fee	What you pay
Short-term trading fee	2% of the value of units you sell or transfer within 90 days of buying them.
Unscheduled withdrawal or switch fee	\$50 for any unscheduled switches or withdrawals above the annual number permitted.

WHAT IF I CHANGE MY MIND?

- You can change your mind within two business days of the earlier of the date you received confirmation or five business days after it is mailed. You can also change your mind about subsequent transactions you make under the contract within two business days of the earlier of the date you received confirmation or five business days after it is mailed. In this case the right to cancel only applies to the new transaction.
- You have to tell RBC Life Insurance Company in writing that you want to cancel.
- The amount returned will be the lesser of the amount you invested or the value of the fund if it has gone down.
- The amount returned only applies to the specific transaction and will include a refund of any sales charges or other fees you paid.

FOR MORE INFORMATION

This summary may not contain all the information you need. Please read the Contract and Information Folder.

Contact your advisor or
 Telephone: 1-877-933-4800
 RBC Life Insurance Company
 c/o RBC Investor Services Trust,
 Shareholder Services
 155 Wellington Street West, 3rd Floor
 Toronto, Ontario M5V 3L3

RBC Life Insurance Company
RBC Select Growth GIP
 Information as of December 31, 2023

QUICK FACTS

Date Fund Created:	October 1, 2008	Management Expense Ratio (MER) (Invest Series):	2.60%
Total Value on December 31, 2022:	\$190.3 Million	Management Expense Ratio (MER) (Series 1):	2.95%
Net Asset Value per Unit (Invest Series):	\$15.9031	Management Expense Ratio (MER) (Series 2):	3.19%
Net Asset Value per Unit (Series 1):	\$19.5376	Management Expense Ratio (MER) (Invest Series FSC):	1.66%
Net Asset Value per Unit (Series 2):	\$18.7898	Management Expense Ratio (MER) (Series 1 FSC):	2.19%
Net Asset Value per Unit (Invest Series FSC):	\$12.3581	Management Expense Ratio (MER) (Series 2 FSC):	2.40%
Net Asset Value per Unit (Series 1 FSC):	\$12.1481	Portfolio Manager:	RBC Global Asset Management Inc.
Net Asset Value per Unit (Series 2 FSC):	\$12.0336	Portfolio Turnover Rate:	5.68%
Number of Units Outstanding:	10,543,865	Minimum Investment:	\$1,000 or \$50 PAD \$10,000 (RIF, LIF, LRIF, PRIF and RLIF)

WHAT DOES THIS FUND INVEST IN?

This segregated fund invests in the RBC Select Growth Portfolio. The underlying fund invests primarily in a broadly diversified portfolio of mutual funds managed by RBC GAM, with an emphasis on Canadian, U.S. and international equity securities and some exposure to fixed income securities.


For more information on investment objectives, please read the Information Folder and Contract.

Top 10 investments of the underlying fund

	%
1. RBC Bond Fund - Series O	7.1%
2. Phillips, Hager & North U.S. Multi-Style All-Cap Equity Fund - Series O	6.1%
3. RBC Global Corporate Bond Fund - Series O	6.1%
4. RBC QUBE U.S. Equity Fund - Series O	5.5%
5. RBC Global Dividend Growth Fund - Series O	4.8%
6. RBC European Equity Fund - Series O	4.8%
7. RBC Private Canadian Equity Pool - Series O	4.8%
8. RBC Japanese Equity Fund - Series O	4.6%
9. RBC Global Equity Focus Fund - Series O	4.2%
10. RBC U.S. Dividend Fund - Series O	3.6%

The top 10 investments make up 51.6% of the fund
 Total investments = 45

INVESTMENT SEGMENTATION OF THE UNDERLYING FUND



ARE THERE ANY GUARANTEES?

This segregated fund is being offered under an insurance contract. It comes with guarantees that may protect a contractholder's investment if the markets go down. The MER includes the insurance cost for the guarantee. For details please refer to the Information Folder and Contract.

HOW HAS THE FUND PERFORMED?

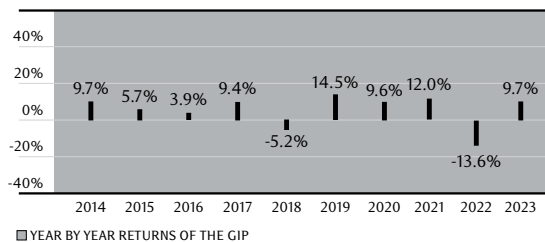
This section tells you how the fund has performed over the past 10 years or from inception (if the fund is less than 10 years old) for an investor who chooses Series 1. Returns are after the MER has been deducted. It is important to note that this doesn't tell you how the fund will perform in the future. Also, your actual return will depend on the guarantee option you choose and on your personal tax situation, the timing of your deposits and any other changes.

Average return

A person who invested \$1,000 in the fund and invested in Series 1 on December 31, 2013 has \$1,663.48 on December 31, 2023. This works out to an average return of 5.2% a year.

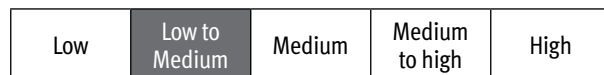
Year-by-year returns

This chart shows how the fund has performed in the past 10 years for a contractholder who chose Series 1. In the last 10 years the fund was up in value 8 years and down in value 2 years.



HOW RISKY IS IT?

The value of your investments can go down. Please see the Information Folder for further details.



WHO IS THIS FUND FOR?

For a person seeking potential for long-term growth and who is comfortable with the ups and downs of the market.

RBC Select Growth GIP

HOW MUCH DOES IT COST?

The following tables show the fees and expenses you could pay to buy and sell units of the fund. The ongoing fees and expenses are different for each guarantee option.

1. SALES CHARGES

One of the following sales charges will apply, see the Information Folder or Contract for full details or discuss with your advisor.

Sales Charge Option	What you Pay	How it works
Initial Sales Charge	Up to 5% of the amount you buy	<ul style="list-style-type: none"> You and your advisor decide on the rate. The initial sales charge is deducted from the amount you buy. It is paid as a commission. For a 0% initial sales charge (or no load), there is nothing deducted from the amount you buy.
Deferred Sales Charge	If you sell within: 1 year of buying 5.5% 2 years of buying 4.5% 3 years of buying 4.0% 4 years of buying 3.5% 5 years of buying 3.0% 6 years of buying 2.5% 7 years of buying 1.5% After 7 years 0%	<ul style="list-style-type: none"> The deferred sales charge is closed to additional deposits. Any deferred sales charge you pay goes to RBC Life Insurance Company. The deferred sales charge is a set rate. It is deducted from the amount you sell. You can sell up to 10% of your units each year without paying a deferred sales charge (20% for RRIF tax types). You can switch to units of other funds under the insurance contract at any time without paying a deferred sales charge as long as you stay in the same sales charge option and series. The deferred sales charge schedule will be based on the date of each deposit.
Low Sales Charge	If you sell within: 1 year of buying 3.00% 2 years of buying 2.75% 3 years of buying 2.50% After 3 years 0%	<ul style="list-style-type: none"> The low sales charge is closed to additional deposits. Any deferred sales charge you pay goes to RBC Life Insurance Company.
F Sales Charge	There are no sales charges when you purchase or redeem the fund.	<ul style="list-style-type: none"> F Sales Charge funds are only available from distributors offering fee based accounts or from eligible distributors who have signed an agreement with RBC Life Insurance Company.
Advisor Chargeback Sales Charge	There are no sales charges when you purchase or redeem the fund.	<ul style="list-style-type: none"> When you buy the fund, RBC Life Insurance pays a commission of 3.25%. If you redeem a fund within 2 years from the purchase date, your advisor may have to return all or part of their sales commission.

2. ONGOING FUND EXPENSES

The management expense ratio (MER) includes the management fee and operating expenses of the fund. The MER includes the insurance cost of the guarantee. You don't pay these expenses directly. They affect you because they reduce the return you get on your investment. For details about how the guarantees work, see your insurance contract.

MER (Annual rate as a % of the funds value): 2.60% (Invest Series), 2.95% (Series 1), 3.19% (Series 2), 1.66% (Invest Series FSC), 2.19% (Series 1 FSC), 2.40% (Series 2 FSC)

Trailing commission

RBC Life Insurance Company pays a trailing commission of up to 1.00% for as long as you own the fund. It is for the services and advice your advisor provides to you. You don't pay these expenses directly. The trailing commission is paid out of the management fee. The rate depends on the sales charge option you choose. There are no trailing commissions paid under the F sales charge option. A fee for service and advice may be negotiated between you and your advisor ("Advisor Fee"). The Advisor Fee is paid by you and is not included in the MER.

Other fees

You may have to pay other fees when you sell or transfer units of the fund.

Fee	What you pay
Short-term trading fee	2% of the value of units you sell or transfer within 90 days of buying them.
Unscheduled withdrawal or switch fee	\$50 for any unscheduled switches or withdrawals above the annual number permitted.

WHAT IF I CHANGE MY MIND?

- You can change your mind within two business days of the earlier of the date you received confirmation or five business days after it is mailed. You can also change your mind about subsequent transactions you make under the contract within two business days of the earlier of the date you received confirmation or five business days after it is mailed. In this case the right to cancel only applies to the new transaction.
- You have to tell RBC Life Insurance Company in writing that you want to cancel.
- The amount returned will be the lesser of the amount you invested or the value of the fund if it has gone down.
- The amount returned only applies to the specific transaction and will include a refund of any sales charges or other fees you paid.

FOR MORE INFORMATION

This summary may not contain all the information you need. Please read the Contract and Information Folder.
 Contact your advisor or
 Telephone: 1-877-933-4800
 RBC Life Insurance Company
 c/o RBC Investor Services Trust,
 Shareholder Services
 155 Wellington Street West, 3rd Floor
 Toronto, Ontario M5V 3L3

RBC Life Insurance Company
RBC Select Aggressive Growth GIP
 Information as of December 31, 2023

QUICK FACTS

Date Fund Created:	October 1, 2008	Management Expense Ratio (MER) (Invest Series):	2.71%
Total Value on December 31, 2022:	\$64.0 Million	Management Expense Ratio (MER) (Series 1):	3.18%
Net Asset Value per Unit (Invest Series):	\$17.8104	Management Expense Ratio (MER) (Series 2):	3.53%
Net Asset Value per Unit (Series 1):	\$20.6656	Management Expense Ratio (MER) (Invest Series FSC):	1.89%
Net Asset Value per Unit (Series 2):	\$19.6080	Management Expense Ratio (MER) (Series 1 FSC):	2.24%
Net Asset Value per Unit (Invest Series FSC):	\$13.1159	Management Expense Ratio (MER) (Series 2 FSC):	2.70%
Net Asset Value per Unit (Series 1 FSC):	\$12.8880	Portfolio Manager:	RBC Global Asset Management Inc.
Net Asset Value per Unit (Series 2 FSC):	\$12.6882	Portfolio Turnover Rate:	4.16%
Number of Units Outstanding:	3,335,173	Minimum Investment:	\$1,000 or \$50 PAD \$10,000 (RIF, LIF, LRIF, PRIF and RLIF)

WHAT DOES THIS FUND INVEST IN?


This segregated fund invests in the RBC Select Aggressive Growth Portfolio.
 The underlying fund invests primarily in a broadly diversified portfolio of mutual funds managed by RBC GAM, with an emphasis on Canadian, U.S. and international equity securities.
 For more information on investment objectives, please read the Information Folder and Contract.

Top 10 investments of the underlying fund

	%
1. Phillips, Hager & North U.S. Multi-Style All-Cap Equity Fund - Series O	10.5%
2. RBC QUBE U.S. Equity Fund - Series O	8.0%
3. RBC Private Canadian Equity Pool - Series O	7.3%
4. RBC European Equity Fund - Series O	6.0%
5. RBC QUBE Canadian Equity Fund - Series O	5.4%
6. Phillips, Hager & North Canadian Growth Fund - Series O	5.3%
7. RBC Japanese Equity Fund - Series O	4.8%
8. RBC Canadian Dividend Fund - Series O	4.5%
9. RBC Global Dividend Growth Fund - Series O	4.5%
10. RBC Private U.S. Large-Cap Core Equity Pool - Series O	4.2%

The top 10 investments make up 60.5% of the fund
 Total investments = 28

INVESTMENT SEGMENTATION OF THE UNDERLYING FUND



ARE THERE ANY GUARANTEES?

This segregated fund is being offered under an insurance contract. It comes with guarantees that may protect a contractholder's investment if the markets go down. The MER includes the insurance cost for the guarantee. For details please refer to the Information Folder and Contract.

HOW HAS THE FUND PERFORMED?

This section tells you how the fund has performed over the past 10 years or from inception (if the fund is less than 10 years old) for an investor who chooses Series 1. Returns are after the MER has been deducted.

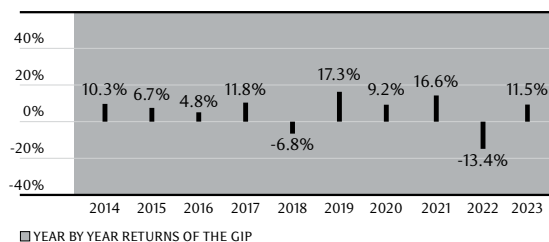
It is important to note that this doesn't tell you how the fund will perform in the future. Also, your actual return will depend on the guarantee option you choose and on your personal tax situation, the timing of your deposits and any other changes.

Average return

A person who invested \$1,000 in the fund and invested in Series 1 on December 31, 2013 has \$1,854.50 on December 31, 2023. This works out to an average return of 6.4% a year.

Year-by-year returns

This chart shows how the fund has performed in the past 10 years for a contractholder who chose Series 1. In the last 10 years the fund was up in value 8 years and down in value 2 years.



HOW RISKY IS IT?

The value of your investments can go down. Please see the Information Folder for further details.



WHO IS THIS FUND FOR?

For a person seeking potential for long-term growth and who is very comfortable with the ups and downs of the market.

RBC Select Aggressive Growth GIP

HOW MUCH DOES IT COST?

The following tables show the fees and expenses you could pay to buy and sell units of the fund. The ongoing fees and expenses are different for each guarantee option.

1. SALES CHARGES

One of the following sales charges will apply, see the Information Folder or Contract for full details or discuss with your advisor.

Sales Charge Option	What you Pay	How it works
Initial Sales Charge	Up to 5% of the amount you buy	<ul style="list-style-type: none"> You and your advisor decide on the rate. The initial sales charge is deducted from the amount you buy. It is paid as a commission. For a 0% initial sales charge (or no load), there is nothing deducted from the amount you buy.
Deferred Sales Charge	If you sell within: 1 year of buying 5.5% 2 years of buying 4.5% 3 years of buying 4.0% 4 years of buying 3.5% 5 years of buying 3.0% 6 years of buying 2.5% 7 years of buying 1.5% After 7 years 0%	<ul style="list-style-type: none"> The deferred sales charge is closed to additional deposits. Any deferred sales charge you pay goes to RBC Life Insurance Company. The deferred sales charge is a set rate. It is deducted from the amount you sell. You can sell up to 10% of your units each year without paying a deferred sales charge (20% for RRIF tax types). You can switch to units of other funds under the insurance contract at any time without paying a deferred sales charge as long as you stay in the same sales charge option and series. The deferred sales charge schedule will be based on the date of each deposit.
Low Sales Charge	If you sell within: 1 year of buying 3.00% 2 years of buying 2.75% 3 years of buying 2.50% After 3 years 0%	<ul style="list-style-type: none"> The low sales charge is closed to additional deposits. Any deferred sales charge you pay goes to RBC Life Insurance Company.
F Sales Charge	There are no sales charges when you purchase or redeem the fund.	<ul style="list-style-type: none"> F Sales Charge funds are only available from distributors offering fee based accounts or from eligible distributors who have signed an agreement with RBC Life Insurance Company.
Advisor Chargeback Sales Charge	There are no sales charges when you purchase or redeem the fund.	<ul style="list-style-type: none"> When you buy the fund, RBC Life Insurance pays a commission of 3.25%. If you redeem a fund within 2 years from the purchase date, your advisor may have to return all or part of their sales commission.

2. ONGOING FUND EXPENSES

The management expense ratio (MER) includes the management fee and operating expenses of the fund. The MER includes the insurance cost of the guarantee. You don't pay these expenses directly. They affect you because they reduce the return you get on your investment. For details about how the guarantees work, see your insurance contract.

MER (Annual rate as a % of the funds value): 2.71% (Invest Series), 3.18% (Series 1), 3.53% (Series 2), 1.89% (Invest Series FSC), 2.24% (Series 1 FSC), 2.70% (Series 2 FSC)

Trailing commission

RBC Life Insurance Company pays a trailing commission of up to 1.00% for as long as you own the fund. It is for the services and advice your advisor provides to you. You don't pay these expenses directly. The trailing commission is paid out of the management fee. The rate depends on the sales charge option you choose. There are no trailing commissions paid under the F sales charge option. A fee for service and advice may be negotiated between you and your advisor ("Advisor Fee"). The Advisor Fee is paid by you and is not included in the MER.

Other fees

You may have to pay other fees when you sell or transfer units of the fund.

Fee	What you pay
Short-term trading fee	2% of the value of units you sell or transfer within 90 days of buying them.
Unscheduled withdrawal or switch fee	\$50 for any unscheduled switches or withdrawals above the annual number permitted.

WHAT IF I CHANGE MY MIND?

- You can change your mind within two business days of the earlier of the date you received confirmation or five business days after it is mailed. You can also change your mind about subsequent transactions you make under the contract within two business days of the earlier of the date you received confirmation or five business days after it is mailed. In this case the right to cancel only applies to the new transaction.
- You have to tell RBC Life Insurance Company in writing that you want to cancel.
- The amount returned will be the lesser of the amount you invested or the value of the fund if it has gone down.
- The amount returned only applies to the specific transaction and will include a refund of any sales charges or other fees you paid.

FOR MORE INFORMATION

This summary may not contain all the information you need. Please read the Contract and Information Folder.
 Contact your advisor or
 Telephone: 1-877-933-4800
 RBC Life Insurance Company
 c/o RBC Investor Services Trust,
 Shareholder Services
 155 Wellington Street West, 3rd Floor
 Toronto, Ontario M5V 3L3

RBC Life Insurance Company
RBC Global Conservative GIP
 Information as of December 31, 2023

QUICK FACTS

Date Fund Created:	July 27, 2020	Management Expense Ratio (MER) (Invest Series):	2.23%
Total Value on December 31, 2022:	\$26.1 Million	Management Expense Ratio (MER) (Series 1):	2.43%
Net Asset Value per Unit (Invest Series):	\$10.0153	Management Expense Ratio (MER) (Series 2):	2.57%
Net Asset Value per Unit (Series 1):	\$9.9416	Management Expense Ratio (MER) (Invest Series FSC):	1.23%
Net Asset Value per Unit (Series 2):	\$9.8767	Management Expense Ratio (MER) (Series 1 FSC):	1.70%
Net Asset Value per Unit (Invest Series FSC):	\$10.4454	Management Expense Ratio (MER) (Series 2 FSC):	1.87%
Net Asset Value per Unit (Series 1 FSC):	\$10.2757	Portfolio Manager:	RBC Global Asset Management Inc.
Net Asset Value per Unit (Series 2 FSC):	\$10.2274	Portfolio Turnover Rate:	2.31%
Number of Units Outstanding:	2,623,539	Minimum Investment:	\$1,000 or \$50 PAD \$10,000 (RIF, LIF, LRIF, PRIF and RLIF)

WHAT DOES THIS FUND INVEST IN?


This segregated fund invests in the RBC Global Conservative Portfolio. The underlying fund invests primarily in a broadly diversified portfolio of mutual funds managed by RBC GAM, with an emphasis on fixed income securities and some exposure to U.S. and international equity securities. For more information on investment objectives, please read the Information Folder and Contract.

Top 10 investments of the underlying fund

	%
1. RBC Global Bond Fund - Series O	24.1%
2. RBC Global Corporate Bond Fund - Series O	14.8%
3. RBC Global Equity Focus Fund - Series O	12.6%
4. BlueBay Global Sovereign Bond Fund (Canada) - Series O	9.6%
5. Phillips, Hager & North Overseas Equity Fund - Series O	6.2%
6. RBC Emerging Markets Foreign Exchange Fund - Series O	5.8%
7. Phillips, Hager & North U.S. Equity Fund - Series O	5.5%
8. iShares Core S&P U.S. Total Market Index ETF	5.3%
9. RBC Global Equity Leaders Fund - Series O	5.0%
10. BlueBay Global Investment Grade Corporate Bond Fund (Canada) - Series O	4.8%

The top 10 investments make up 93.7% of the fund
 Total investments = 15

INVESTMENT SEGMENTATION OF THE UNDERLYING FUND



ARE THERE ANY GUARANTEES?

This segregated fund is being offered under an insurance contract. It comes with guarantees that may protect a contractholder's investment if the markets go down. The MER includes the insurance cost for the guarantee. For details please refer to the Information Folder and Contract.

HOW HAS THE FUND PERFORMED?

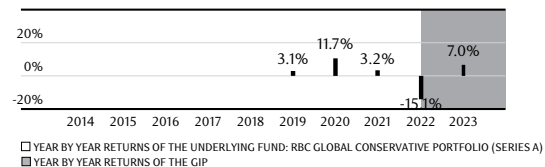
This section tells you how the fund has performed over the past 10 years or from inception (if the fund is less than 10 years old) for an investor who chooses Series 1. Returns are after the MER has been deducted. It is important to note that this doesn't tell you how the fund will perform in the future. Also, your actual return will depend on the guarantee option you choose and on your personal tax situation, the timing of your deposits and any other changes.

Average return

A person who invested \$1,000 in the fund and invested in Series 1 on July 27, 2020 has \$994.23 on December 31, 2023. This works out to an average return of -0.2% a year.

Year-by-year returns

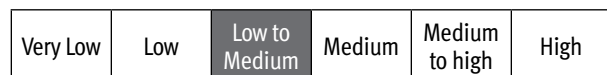
This chart shows how the fund and its underlying mutual fund have performed in the past 5 years. In the last 5 years the fund was up in value 4 years and down in value 1 year.



NOTE: The performance history of the underlying fund has been included for reference purposes only. The performance of the segregated fund will always vary from that of the underlying fund due to timing differences between purchases/redemptions of both funds, as well as the additional costs associated with guarantees and insurance administration.

HOW RISKY IS IT?

The value of your investments can go down. Please see the Information Folder for further details.



WHO IS THIS FUND FOR?

For a person seeking potential for income and moderate growth and who is a bit comfortable with the ups and downs of global markets.

RBC Global Conservative GIP

HOW MUCH DOES IT COST?

The following tables show the fees and expenses you could pay to buy and sell units of the fund. The ongoing fees and expenses are different for each guarantee option.

1. SALES CHARGES

One of the following sales charges will apply, see the Information Folder or Contract for full details or discuss with your advisor.

Sales Charge Option	What you Pay	How it works
Initial Sales Charge	Up to 5% of the amount you buy	<ul style="list-style-type: none"> You and your advisor decide on the rate. The initial sales charge is deducted from the amount you buy. It is paid as a commission. For a 0% initial sales charge (or no load), there is nothing deducted from the amount you buy.
Deferred Sales Charge	If you sell within: 1 year of buying 5.5% 2 years of buying 4.5% 3 years of buying 4.0% 4 years of buying 3.5% 5 years of buying 3.0% 6 years of buying 2.5% 7 years of buying 1.5% After 7 years 0%	<ul style="list-style-type: none"> The deferred sales charge is closed to additional deposits. Any deferred sales charge you pay goes to RBC Life Insurance Company. The deferred sales charge is a set rate. It is deducted from the amount you sell. You can sell up to 10% of your units each year without paying a deferred sales charge (20% for RRIF tax types). You can switch to units of other funds under the insurance contract at any time without paying a deferred sales charge as long as you stay in the same sales charge option and series. The deferred sales charge schedule will be based on the date of each deposit.
Low Sales Charge	If you sell within: 1 year of buying 3.00% 2 years of buying 2.75% 3 years of buying 2.50% After 3 years 0%	<ul style="list-style-type: none"> The low sales charge is closed to additional deposits. Any deferred sales charge you pay goes to RBC Life Insurance Company.
F Sales Charge	There are no sales charges when you purchase or redeem the fund.	<ul style="list-style-type: none"> F Sales Charge funds are only available from distributors offering fee based accounts or from eligible distributors who have signed an agreement with RBC Life Insurance Company.
Advisor Chargeback Sales Charge	There are no sales charges when you purchase or redeem the fund.	<ul style="list-style-type: none"> When you buy the fund, RBC Life Insurance pays a commission of 3.25%. If you redeem a fund within 2 years from the purchase date, your advisor may have to return all or part of their sales commission.

2. ONGOING FUND EXPENSES

The management expense ratio (MER) includes the management fee and operating expenses of the fund. The MER includes the insurance cost of the guarantee. You don't pay these expenses directly. They affect you because they reduce the return you get on your investment. For details about how the guarantees work, see your insurance contract.

MER (Annual rate as a % of the funds value): 2.23% (Invest Series), 2.43% (Series 1), 2.57% (Series 2), 1.23% (Invest Series FSC), 1.70% (Series 1 FSC), 1.87% (Series 2 FSC)

Trailing commission

RBC Life Insurance Company pays a trailing commission of up to 1.00% for as long as you own the fund. It is for the services and advice your advisor provides to you. You don't pay these expenses directly. The trailing commission is paid out of the management fee. The rate depends on the sales charge option you choose. There are no trailing commissions paid under the F sales charge option. A fee for service and advice may be negotiated between you and your advisor ("Advisor Fee"). The Advisor Fee is paid by you and is not included in the MER.

Other fees

You may have to pay other fees when you sell or transfer units of the fund.

Fee	What you pay
Short-term trading fee	2% of the value of units you sell or transfer within 90 days of buying them.
Unscheduled withdrawal or switch fee	\$50 for any unscheduled switches or withdrawals above the annual number permitted.

WHAT IF I CHANGE MY MIND?

- You can change your mind within two business days of the earlier of the date you received confirmation or five business days after it is mailed. You can also change your mind about subsequent transactions you make under the contract within two business days of the earlier of the date you received confirmation or five business days after it is mailed. In this case the right to cancel only applies to the new transaction.
- You have to tell RBC Life Insurance Company in writing that you want to cancel.
- The amount returned will be the lesser of the amount you invested or the value of the fund if it has gone down.
- The amount returned only applies to the specific transaction and will include a refund of any sales charges or other fees you paid.

FOR MORE INFORMATION

This summary may not contain all the information you need. Please read the Contract and Information Folder.

Contact your advisor or
 Telephone: 1-877-933-4800
 RBC Life Insurance Company
 c/o RBC Investor Services Trust,
 Shareholder Services
 155 Wellington Street West, 3rd Floor
 Toronto, Ontario M5V 3L3

RBC Life Insurance Company
RBC Global Balanced GIP
 Information as of December 31, 2023

QUICK FACTS

Date Fund Created:	July 27, 2020	Management Expense Ratio (MER) (Invest Series):	2.34%
Total Value on December 31, 2022:	\$33.0 Million	Management Expense Ratio (MER) (Series 1):	2.57%
Net Asset Value per Unit (Invest Series):	\$10.6320	Management Expense Ratio (MER) (Series 2):	2.66%
Net Asset Value per Unit (Series 1):	\$10.5413	Management Expense Ratio (MER) (Invest Series FSC):	1.43%
Net Asset Value per Unit (Series 2):	\$10.5041	Management Expense Ratio (MER) (Series 1 FSC):	1.75%
Net Asset Value per Unit (Invest Series FSC):	\$11.0306	Management Expense Ratio (MER) (Series 2 FSC):	1.97%
Net Asset Value per Unit (Series 1 FSC):	\$10.8869	Portfolio Manager:	RBC Global Asset Management Inc.
Net Asset Value per Unit (Series 2 FSC):	\$10.8358	Portfolio Turnover Rate:	3.22%
Number of Units Outstanding:	3,123,393	Minimum Investment:	\$1,000 or \$50 PAD \$10,000 (RIF, LIF, LRIF, PRIF and RLIF)

WHAT DOES THIS FUND INVEST IN?


This segregated fund invests in the RBC Global Balanced Portfolio. The underlying fund invests primarily in a broadly diversified portfolio of mutual funds managed by RBC GAM, with an emphasis on fixed income securities and U.S., international and emerging markets equity securities. For more information on investment objectives, please read the Information Folder and Contract.

Top 10 investments of the underlying fund

	%
1. RBC Global Equity Focus Fund - Series O	19.4%
2. RBC Global Bond Fund - Series O	15.9%
3. RBC Global Corporate Bond Fund - Series O	9.8%
4. Phillips, Hager & North Overseas Equity Fund - Series O	9.2%
5. Phillips, Hager & North U.S. Equity Fund - Series O	8.3%
6. iShares Core S&P U.S. Total Market Index ETF	7.9%
7. RBC Global Equity Leaders Fund - Series O	7.2%
8. BlueBay Global Sovereign Bond Fund (Canada) - Series O	6.3%
9. RBC Emerging Markets Foreign Exchange Fund - Series O	3.8%
10. RBC Emerging Markets Dividend Fund - Series O	3.5%

The top 10 investments make up 91.3% of the fund
 Total investments = 15

INVESTMENT SEGMENTATION OF THE UNDERLYING FUND



ARE THERE ANY GUARANTEES?

This segregated fund is being offered under an insurance contract. It comes with guarantees that may protect a contractholder's investment if the markets go down. The MER includes the insurance cost for the guarantee. For details please refer to the Information Folder and Contract.

HOW HAS THE FUND PERFORMED?

This section tells you how the fund has performed over the past 10 years or from inception (if the fund is less than 10 years old) for an investor who chooses Series 1. Returns are after the MER has been deducted.

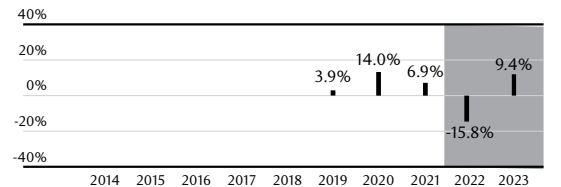
It is important to note that this doesn't tell you how the fund will perform in the future. Also, your actual return will depend on the guarantee option you choose and on your personal tax situation, the timing of your deposits and any other changes.

Average return

A person who invested \$1,000 in the fund and invested in Series 1 on July 27, 2020 has \$1,054.20 on December 31, 2023. This works out to an average return of 1.6% a year.

Year-by-year returns

This chart shows how the fund and its underlying mutual fund have performed in the past 5 years. In the last 5 years the fund was up in value 4 years and down in value 1 year.

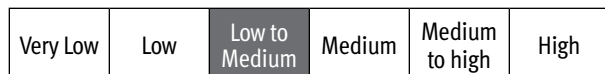


□ YEAR BY YEAR RETURNS OF THE UNDERLYING FUND: RBC GLOBAL BALANCED PORTFOLIO (SERIES A)
 ■ YEAR BY YEAR RETURNS OF THE GIP

NOTE: The performance history of the underlying fund has been included for reference purposes only. The performance of the segregated fund will always vary from that of the underlying fund due to timing differences between purchases/redemptions of both funds, as well as the additional costs associated with guarantees and insurance administration.

HOW RISKY IS IT?

The value of your investments can go down. Please see the Information Folder for further details.



WHO IS THIS FUND FOR?

For a person seeking potential medium to long-term growth, with a secondary focus on modest income and who is comfortable with the ups and downs of global markets.

RBC Global Balanced GIP

HOW MUCH DOES IT COST?

The following tables show the fees and expenses you could pay to buy and sell units of the fund. The ongoing fees and expenses are different for each guarantee option.

1. SALES CHARGES

One of the following sales charges will apply, see the Information Folder or Contract for full details or discuss with your advisor.

Sales Charge Option	What you Pay	How it works
Initial Sales Charge	Up to 5% of the amount you buy	<ul style="list-style-type: none"> You and your advisor decide on the rate. The initial sales charge is deducted from the amount you buy. It is paid as a commission. For a 0% initial sales charge (or no load), there is nothing deducted from the amount you buy.
Deferred Sales Charge	If you sell within: 1 year of buying 5.5% 2 years of buying 4.5% 3 years of buying 4.0% 4 years of buying 3.5% 5 years of buying 3.0% 6 years of buying 2.5% 7 years of buying 1.5% After 7 years 0%	<ul style="list-style-type: none"> The deferred sales charge is closed to additional deposits. Any deferred sales charge you pay goes to RBC Life Insurance Company. The deferred sales charge is a set rate. It is deducted from the amount you sell. You can sell up to 10% of your units each year without paying a deferred sales charge (20% for RRIF tax types). You can switch to units of other funds under the insurance contract at any time without paying a deferred sales charge as long as you stay in the same sales charge option and series. The deferred sales charge schedule will be based on the date of each deposit.
Low Sales Charge	If you sell within: 1 year of buying 3.00% 2 years of buying 2.75% 3 years of buying 2.50% After 3 years 0%	<ul style="list-style-type: none"> The low sales charge is closed to additional deposits. Any deferred sales charge you pay goes to RBC Life Insurance Company.
F Sales Charge	There are no sales charges when you purchase or redeem the fund.	<ul style="list-style-type: none"> F Sales Charge funds are only available from distributors offering fee based accounts or from eligible distributors who have signed an agreement with RBC Life Insurance Company.
Advisor Chargeback Sales Charge	There are no sales charges when you purchase or redeem the fund.	<ul style="list-style-type: none"> When you buy the fund, RBC Life Insurance pays a commission of 3.25%. If you redeem a fund within 2 years from the purchase date, your advisor may have to return all or part of their sales commission.

2. ONGOING FUND EXPENSES

The management expense ratio (MER) includes the management fee and operating expenses of the fund. The MER includes the insurance cost of the guarantee. You don't pay these expenses directly. They affect you because they reduce the return you get on your investment. For details about how the guarantees work, see your insurance contract.

MER (Annual rate as a % of the funds value): 2.34% (Invest Series), 2.57% (Series 1), 2.66% (Series 2), 1.43% (Invest Series FSC), 1.75% (Series 1 FSC), 1.97% (Series 2 FSC)

Trailing commission

RBC Life Insurance Company pays a trailing commission of up to 1.00% for as long as you own the fund. It is for the services and advice your advisor provides to you. You don't pay these expenses directly. The trailing commission is paid out of the management fee. The rate depends on the sales charge option you choose. There are no trailing commissions paid under the F sales charge option. A fee for service and advice may be negotiated between you and your advisor ("Advisor Fee"). The Advisor Fee is paid by you and is not included in the MER.

Other fees

You may have to pay other fees when you sell or transfer units of the fund.

Fee	What you pay
Short-term trading fee	2% of the value of units you sell or transfer within 90 days of buying them.
Unscheduled withdrawal or switch fee	\$50 for any unscheduled switches or withdrawals above the annual number permitted.

WHAT IF I CHANGE MY MIND?

- You can change your mind within two business days of the earlier of the date you received confirmation or five business days after it is mailed. You can also change your mind about subsequent transactions you make under the contract within two business days of the earlier of the date you received confirmation or five business days after it is mailed. In this case the right to cancel only applies to the new transaction.
- You have to tell RBC Life Insurance Company in writing that you want to cancel.
- The amount returned will be the lesser of the amount you invested or the value of the fund if it has gone down.
- The amount returned only applies to the specific transaction and will include a refund of any sales charges or other fees you paid.

FOR MORE INFORMATION

This summary may not contain all the information you need. Please read the Contract and Information Folder.

Contact your advisor or
 Telephone: 1-877-933-4800
 RBC Life Insurance Company
 c/o RBC Investor Services Trust,
 Shareholder Services
 155 Wellington Street West, 3rd Floor
 Toronto, Ontario M5V 3L3

RBC Life Insurance Company
RBC Global Growth GIP
 Information as of December 31, 2023

QUICK FACTS

Date Fund Created:	July 27, 2020	Management Expense Ratio (MER) (Invest Series):	2.53%
Total Value on December 31, 2022:	\$11.5 Million	Management Expense Ratio (MER) (Series 1):	2.91%
Net Asset Value per Unit (Invest Series):	\$10.9085	Management Expense Ratio (MER) (Series 2):	3.16%
Net Asset Value per Unit (Series 1):	\$10.7466	Management Expense Ratio (MER) (Invest Series FSC):	1.75%
Net Asset Value per Unit (Series 2):	\$10.6774	Management Expense Ratio (MER) (Series 1 FSC):	2.24%
Net Asset Value per Unit (Invest Series FSC):	\$11.2927	Management Expense Ratio (MER) (Series 2 FSC):	2.28%
Net Asset Value per Unit (Series 1 FSC):	\$11.1221	Portfolio Manager:	RBC Global Asset Management Inc.
Net Asset Value per Unit (Series 2 FSC):	\$11.0717	Portfolio Turnover Rate:	4.69%
Number of Units Outstanding:	1,062,630	Minimum Investment:	\$1,000 or \$50 PAD \$10,000 (RIF, LIF, LRIF, PRIF and RLIF)

WHAT DOES THIS FUND INVEST IN?


This segregated fund invests in the RBC Global Growth Portfolio. The underlying fund invests primarily in a broadly diversified portfolio of mutual funds managed by RBC GAM, with an emphasis on U.S., international and emerging markets equity securities and some exposure to fixed income securities. For more information on investment objectives, please read the Information Folder and Contract.

Top 10 investments of the underlying fund

	%
1. RBC Global Equity Focus Fund - Series O	23.3%
2. Phillips, Hager & North Overseas Equity Fund - Series O	11.5%
3. Phillips, Hager & North U.S. Equity Fund - Series O	10.4%
4. iShares Core S&P U.S. Total Market Index ETF	10.0%
5. RBC Global Bond Fund - Series O	9.9%
6. RBC Global Equity Leaders Fund - Series O	9.6%
7. RBC Global Corporate Bond Fund - Series O	6.1%
8. RBC Emerging Markets Dividend Fund - Series O	4.5%
9. RBC Emerging Markets Equity Focus Fund - Series O	4.4%
10. BlueBay Global Sovereign Bond Fund (Canada) - Series O	3.8%

The top 10 investments make up 93.5% of the fund
 Total investments = 15

INVESTMENT SEGMENTATION OF THE UNDERLYING FUND



ARE THERE ANY GUARANTEES?

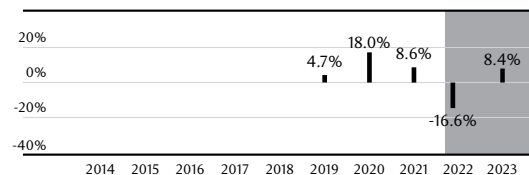
This segregated fund is being offered under an insurance contract. It comes with guarantees that may protect a contractholder's investment if the markets go down. The MER includes the insurance cost for the guarantee. For details please refer to the Information Folder and Contract.

HOW HAS THE FUND PERFORMED?

This section tells you how the fund has performed over the past 10 years or from inception (if the fund is less than 10 years old) for an investor who chooses Series 1. Returns are after the MER has been deducted. It is important to note that this doesn't tell you how the fund will perform in the future. Also, your actual return will depend on the guarantee option you choose and on your personal tax situation, the timing of your deposits and any other changes.

Average return
 A person who invested \$1,000 in the fund and invested in Series 1 on July 27, 2020 has \$1,074.75 on December 31, 2023. This works out to an average return of 2.1% a year.

Year-by-year returns
 This chart shows how the fund and its underlying mutual fund have performed in the past 5 years. In the last 5 years the fund was up in value 4 years and down in value 1 year.

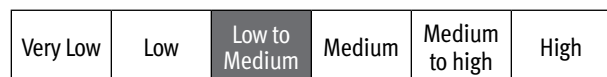


YEAR-BY-YEAR RETURNS OF THE UNDERLYING FUND: RBC GLOBAL GROWTH PORTFOLIO (SERIES A)

NOTE: The performance history of the underlying fund has been included for reference purposes only. The performance of the segregated fund will always vary from that of the underlying fund due to timing differences between purchases/redemptions of both funds, as well as the additional costs associated with guarantees and insurance administration.

HOW RISKY IS IT?

The value of your investments can go down. Please see the Information Folder for further details.



WHO IS THIS FUND FOR?

For a person seeking potential for long-term growth, not in need of income and who is comfortable with the ups and downs of the global markets.

RBC Global Growth GIP

HOW MUCH DOES IT COST?

The following tables show the fees and expenses you could pay to buy and sell units of the fund. The ongoing fees and expenses are different for each guarantee option.

1. SALES CHARGES

One of the following sales charges will apply, see the Information Folder or Contract for full details or discuss with your advisor.

Sales Charge Option	What you Pay	How it works
Initial Sales Charge	Up to 5% of the amount you buy	<ul style="list-style-type: none"> You and your advisor decide on the rate. The initial sales charge is deducted from the amount you buy. It is paid as a commission. For a 0% initial sales charge (or no load), there is nothing deducted from the amount you buy.
Deferred Sales Charge	If you sell within: 1 year of buying 5.5% 2 years of buying 4.5% 3 years of buying 4.0% 4 years of buying 3.5% 5 years of buying 3.0% 6 years of buying 2.5% 7 years of buying 1.5% After 7 years 0%	<ul style="list-style-type: none"> The deferred sales charge is closed to additional deposits. Any deferred sales charge you pay goes to RBC Life Insurance Company. The deferred sales charge is a set rate. It is deducted from the amount you sell. You can sell up to 10% of your units each year without paying a deferred sales charge (20% for RRIF tax types). You can switch to units of other funds under the insurance contract at any time without paying a deferred sales charge as long as you stay in the same sales charge option and series. The deferred sales charge schedule will be based on the date of each deposit.
Low Sales Charge	If you sell within: 1 year of buying 3.00% 2 years of buying 2.75% 3 years of buying 2.50% After 3 years 0%	<ul style="list-style-type: none"> The low sales charge is closed to additional deposits. Any deferred sales charge you pay goes to RBC Life Insurance Company.
F Sales Charge	There are no sales charges when you purchase or redeem the fund.	<ul style="list-style-type: none"> F Sales Charge funds are only available from distributors offering fee based accounts or from eligible distributors who have signed an agreement with RBC Life Insurance Company.
Advisor Chargeback Sales Charge	There are no sales charges when you purchase or redeem the fund.	<ul style="list-style-type: none"> When you buy the fund, RBC Life Insurance pays a commission of 3.25%. If you redeem a fund within 2 years from the purchase date, your advisor may have to return all or part of their sales commission.

2. ONGOING FUND EXPENSES

The management expense ratio (MER) includes the management fee and operating expenses of the fund. The MER includes the insurance cost of the guarantee. You don't pay these expenses directly. They affect you because they reduce the return you get on your investment. For details about how the guarantees work, see your insurance contract.

MER (Annual rate as a % of the funds value): 2.53% (Invest Series), 2.91% (Series 1), 3.16% (Series 2), 1.75% (Invest Series FSC), 2.24% (Series 1 FSC), 2.28% (Series 2 FSC)

Trailing commission

RBC Life Insurance Company pays a trailing commission of up to 1.00% for as long as you own the fund. It is for the services and advice your advisor provides to you. You don't pay these expenses directly. The trailing commission is paid out of the management fee. The rate depends on the sales charge option you choose. There are no trailing commissions paid under the F sales charge option. A fee for service and advice may be negotiated between you and your advisor ("Advisor Fee"). The Advisor Fee is paid by you and is not included in the MER.

Other fees

You may have to pay other fees when you sell or transfer units of the fund.

Fee	What you pay
Short-term trading fee	2% of the value of units you sell or transfer within 90 days of buying them.
Unscheduled withdrawal or switch fee	\$50 for any unscheduled switches or withdrawals above the annual number permitted.

WHAT IF I CHANGE MY MIND?

- You can change your mind within two business days of the earlier of the date you received confirmation or five business days after it is mailed. You can also change your mind about subsequent transactions you make under the contract within two business days of the earlier of the date you received confirmation or five business days after it is mailed. In this case the right to cancel only applies to the new transaction.
- You have to tell RBC Life Insurance Company in writing that you want to cancel.
- The amount returned will be the lesser of the amount you invested or the value of the fund if it has gone down.
- The amount returned only applies to the specific transaction and will include a refund of any sales charges or other fees you paid.

FOR MORE INFORMATION

This summary may not contain all the information you need. Please read the Contract and Information Folder.

Contact your advisor or
 Telephone: 1-877-933-4800
 RBC Life Insurance Company
 c/o RBC Investor Services Trust,
 Shareholder Services
 155 Wellington Street West, 3rd Floor
 Toronto, Ontario M5V 3L3

RBC Life Insurance Company
RBC Global All-Equity GIP
 Information as of December 31, 2023

QUICK FACTS

Date Fund Created:	July 27, 2020	Management Expense Ratio (MER) (Invest Series):	2.69%
Total Value on December 31, 2022:	\$9.7 Million	Management Expense Ratio (MER) (Series 1):	3.11%
Net Asset Value per Unit (Invest Series):	\$11.7488	Management Expense Ratio (MER) (Series 2):	3.39%
Net Asset Value per Unit (Series 1):	\$11.6166	Management Expense Ratio (MER) (Invest Series FSC):	1.87%
Net Asset Value per Unit (Series 2):	\$11.4657	Management Expense Ratio (MER) (Series 1 FSC):	2.43%
Net Asset Value per Unit (Invest Series FSC):	\$12.1227	Management Expense Ratio (MER) (Series 2 FSC):	2.75%
Net Asset Value per Unit (Series 1 FSC):	\$11.9060	Portfolio Manager:	RBC Global Asset Management Inc.
Net Asset Value per Unit (Series 2 FSC):	\$11.7795	Portfolio Turnover Rate:	2.98%
Number of Units Outstanding:	839,049	Minimum Investment:	\$1,000 or \$50 PAD \$10,000 (RIF, LIF, LRIF, PRIF and RLIF)

WHAT DOES THIS FUND INVEST IN?

This segregated fund invests in the RBC Global All-Equity Growth Portfolio.

The underlying fund invests primarily in a broadly diversified portfolio of mutual funds managed by RBC GAM, with an emphasis on U.S., international and emerging markets equity securities.

For more information on investment objectives, please read the Information Folder and Contract.

Top 10 investments of the underlying fund*


	%
1. RBC Global Equity Focus Fund - Series O	28.1%
2. RBC Global Equity Leaders Fund - Series O	15.7%
3. Phillips, Hager & North Overseas Equity Fund - Series O	15.5%
4. Phillips, Hager & North U.S. Equity Fund - Series O	13.9%
5. iShares Core S&P U.S. Total Market Index ETF	13.2%
6. RBC Emerging Markets Dividend Fund - Series O	5.8%
7. RBC Emerging Markets Equity Focus Fund - Series O	5.7%
8. RBC Private Canadian Equity Pool - Series O	1.5%
9. Cash & Cash Equivalents	0.6%

The top 10 investments make up 100.0% of the fund
 Total investments = 9

* This portfolio holds less than 10 investment funds.

INVESTMENT SEGMENTATION OF THE UNDERLYING FUND

Asset Mix



ARE THERE ANY GUARANTEES?

This segregated fund is being offered under an insurance contract. It comes with guarantees that may protect a contractholder's investment if the markets go down. The MER includes the insurance cost for the guarantee. For details please refer to the Information Folder and Contract.

HOW HAS THE FUND PERFORMED?

This section tells you how the fund has performed over the past 10 years or from inception (if the fund is less than 10 years old) for an investor who chooses Series 1. Returns are after the MER has been deducted.

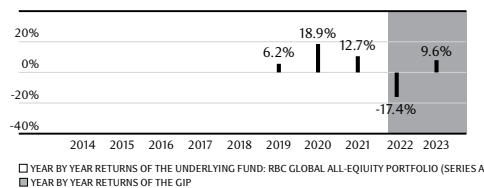
It is important to note that this doesn't tell you how the fund will perform in the future. Also, your actual return will depend on the guarantee option you choose and on your personal tax situation, the timing of your deposits and any other changes.

Average return

A person who invested \$1,000 in the fund and invested in Series 1 on July 27, 2020 has \$1,161.76 on December 31, 2023. This works out to an average return of 4.5% a year.

Year-by-year returns

This chart shows how the fund and its underlying mutual fund have performed in the past 5 years. In the last 5 years the fund was up in value 4 years and down in value 1 year.

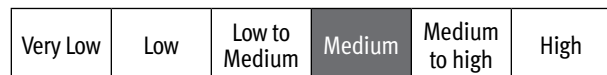


□ YEAR BY YEAR RETURNS OF THE UNDERLYING FUND: RBC GLOBAL ALL-EQUITY PORTFOLIO (SERIES A)
 ■ YEAR BY YEAR RETURNS OF THE GIP

NOTE: The performance history of the underlying fund has been included for reference purposes only. The performance of the segregated fund will always vary from that of the underlying fund due to timing differences between purchases/redemptions of both funds, as well as the additional costs associated with guarantees and insurance administration.

HOW RISKY IS IT?

The value of your investments can go down. Please see the Information Folder for further details.



WHO IS THIS FUND FOR?

For a person seeking potential for long-term growth, not in need of income and who is very comfortable with the ups and downs of the global markets.

RBC Global All-Equity GIP

HOW MUCH DOES IT COST?

The following tables show the fees and expenses you could pay to buy and sell units of the fund. The ongoing fees and expenses are different for each guarantee option.

1. SALES CHARGES

One of the following sales charges will apply, see the Information Folder or Contract for full details or discuss with your advisor.

Sales Charge Option	What you Pay	How it works
Initial Sales Charge	Up to 5% of the amount you buy	<ul style="list-style-type: none"> You and your advisor decide on the rate. The initial sales charge is deducted from the amount you buy. It is paid as a commission. For a 0% initial sales charge (or no load), there is nothing deducted from the amount you buy.
Deferred Sales Charge	If you sell within: 1 year of buying 5.5% 2 years of buying 4.5% 3 years of buying 4.0% 4 years of buying 3.5% 5 years of buying 3.0% 6 years of buying 2.5% 7 years of buying 1.5% After 7 years 0%	<ul style="list-style-type: none"> The deferred sales charge is closed to additional deposits. Any deferred sales charge you pay goes to RBC Life Insurance Company. The deferred sales charge is a set rate. It is deducted from the amount you sell. You can sell up to 10% of your units each year without paying a deferred sales charge (20% for RRIF tax types). You can switch to units of other funds under the insurance contract at any time without paying a deferred sales charge as long as you stay in the same sales charge option and series. The deferred sales charge schedule will be based on the date of each deposit.
Low Sales Charge	If you sell within: 1 year of buying 3.00% 2 years of buying 2.75% 3 years of buying 2.50% After 3 years 0%	<ul style="list-style-type: none"> The low sales charge is closed to additional deposits. Any deferred sales charge you pay goes to RBC Life Insurance Company.
F Sales Charge	There are no sales charges when you purchase or redeem the fund.	<ul style="list-style-type: none"> F Sales Charge funds are only available from distributors offering fee based accounts or from eligible distributors who have signed an agreement with RBC Life Insurance Company.
Advisor Chargeback Sales Charge	There are no sales charges when you purchase or redeem the fund.	<ul style="list-style-type: none"> When you buy the fund, RBC Life Insurance pays a commission of 3.25%. If you redeem a fund within 2 years from the purchase date, your advisor may have to return all or part of their sales commission.

2. ONGOING FUND EXPENSES

The management expense ratio (MER) includes the management fee and operating expenses of the fund. The MER includes the insurance cost of the guarantee. You don't pay these expenses directly. They affect you because they reduce the return you get on your investment. For details about how the guarantees work, see your insurance contract.

MER (Annual rate as a % of the funds value): 2.69% (Invest Series), 3.11% (Series 1), 3.39% (Series 2), 1.87% (Invest Series FSC), 2.43% (Series 1 FSC), 2.75% (Series 2 FSC)

Trailing commission

RBC Life Insurance Company pays a trailing commission of up to 1.00% for as long as you own the fund. It is for the services and advice your advisor provides to you. You don't pay these expenses directly. The trailing commission is paid out of the management fee. The rate depends on the sales charge option you choose. There are no trailing commissions paid under the F sales charge option. A fee for service and advice may be negotiated between you and your advisor ("Advisor Fee"). The Advisor Fee is paid by you and is not included in the MER.

Other fees

You may have to pay other fees when you sell or transfer units of the fund.

Fee	What you pay
Short-term trading fee	2% of the value of units you sell or transfer within 90 days of buying them.
Unscheduled withdrawal or switch fee	\$50 for any unscheduled switches or withdrawals above the annual number permitted.

WHAT IF I CHANGE MY MIND?

- You can change your mind within two business days of the earlier of the date you received confirmation or five business days after it is mailed. You can also change your mind about subsequent transactions you make under the contract within two business days of the earlier of the date you received confirmation or five business days after it is mailed. In this case the right to cancel only applies to the new transaction.
- You have to tell RBC Life Insurance Company in writing that you want to cancel.
- The amount returned will be the lesser of the amount you invested or the value of the fund if it has gone down.
- The amount returned only applies to the specific transaction and will include a refund of any sales charges or other fees you paid.

FOR MORE INFORMATION

This summary may not contain all the information you need. Please read the Contract and Information Folder.

Contact your advisor or
 Telephone: 1-877-933-4800
 RBC Life Insurance Company
 c/o RBC Investor Services Trust,
 Shareholder Services
 155 Wellington Street West, 3rd Floor
 Toronto, Ontario M5V 3L3

RBC Life Insurance Company
RBC Canadian Dividend GIF
 Information as of December 31, 2023

QUICK FACTS

Date Fund Created:	September 18, 2006	Management Expense Ratio (MER) (Invest Series):	2.34%
Total Value on December 31, 2022:	\$238.1 Million	Management Expense Ratio (MER) (Series 1):	2.80%
Net Asset Value per Unit (Invest Series):	\$16.2732	Management Expense Ratio (MER) (Invest Series FSC):	1.49%
Net Asset Value per Unit (Series 1):	\$23.8656	Management Expense Ratio (MER) (Series 1 FSC):	1.90%
Net Asset Value per Unit (Invest Series FSC):	\$13.4585	Portfolio Manager:	RBC Global Asset Management Inc.
Net Asset Value per Unit (Series 1 FSC):	\$13.2114	Portfolio Turnover Rate:	13.33%
Number of Units Outstanding:	11,180,699	Minimum Investment:	\$1,000 or \$50 PAD \$10,000 (RIF, LIF, LRIF, PRIF and RLIF)

WHAT DOES THIS FUND INVEST IN?

This segregated fund invests in the RBC Canadian Dividend Fund. The underlying fund invests primarily in common and preferred shares of major Canadian companies with above average dividend yields. For more information on investment objectives, please read the Information Folder and Contract.

Top 10 investments of the underlying fund

	%
1. Royal Bank of Canada	8.6%
2. Toronto-Dominion Bank	6.4%
3. Canadian Pacific Kansas City Ltd.	4.5%
4. Canadian Natural Resources Ltd.	4.3%
5. Enbridge Inc.	4.2%
6. Bank of Montreal	4.1%
7. Cash & Cash Equivalents	4.0%
8. Brookfield Corp.	3.8%
9. Canadian National Railway Co.	3.7%
10. Bank of Nova Scotia	3.3%

The top 10 investments make up 46.9% of the fund
 Total investments = 73

INVESTMENT SEGMENTATION OF THE UNDERLYING FUND

Asset Mix



ARE THERE ANY GUARANTEES?

This segregated fund is being offered under an insurance contract. It comes with guarantees that may protect a contractholder's investment if the markets go down. The MER includes the insurance cost for the guarantee. For details please refer to the Information Folder and Contract.

HOW HAS THE FUND PERFORMED?

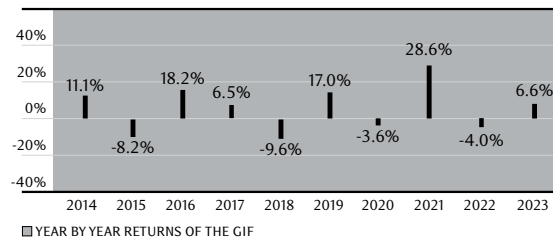
This section tells you how the fund has performed over the past 10 years or from inception (if the fund is less than 10 years old) for an investor who chooses Series 1. Returns are after the MER has been deducted. It is important to note that this doesn't tell you how the fund will perform in the future. Also, your actual return will depend on the guarantee option you choose and on your personal tax situation, the timing of your deposits and any other changes.

Average return

A person who invested \$1,000 in the fund and invested in Series 1 on December 31, 2013, has \$1,724.67 on December 31, 2022. This works out to an average return of 5.6% a year.

Year-by-year returns

This chart shows how the fund has performed in the past 10 years for a contractholder who chose Series 1. In the last 10 years the fund was up in value 6 years and down in value 4 years.



HOW RISKY IS IT?

The value of your investments can go down. Please see the Information Folder for further details.



WHO IS THIS FUND FOR?

For a person seeking potential for income and long-term growth and who is comfortable with the ups and downs of the market.

RBC Canadian Dividend GIF

HOW MUCH DOES IT COST?

The following tables show the fees and expenses you could pay to buy and sell units of the fund.

1. SALES CHARGES

One of the following sales charges will apply, see the Information Folder or Contract for full details or discuss with your advisor.

Sales Charge Option	What you Pay	How it works
Initial Sales Charge	Up to 5% of the amount you buy	<ul style="list-style-type: none"> You and your advisor decide on the rate. The initial sales charge is deducted from the amount you buy. It is paid as a commission. For a 0% initial sales charge (or no load), there is nothing deducted from the amount you buy.
Deferred Sales Charge	If you sell within: 1 year of buying 5.5% 2 years of buying 4.5% 3 years of buying 4.0% 4 years of buying 3.5% 5 years of buying 3.0% 6 years of buying 2.5% 7 years of buying 1.5% After 7 years 0%	<ul style="list-style-type: none"> The deferred sales charge is closed to additional deposits. Any deferred sales charge you pay goes to RBC Life Insurance Company. The deferred sales charge is a set rate. It is deducted from the amount you sell. You can sell up to 10% of your units each year without paying a deferred sales charge (20% for RRIF tax types). You can switch to units of other funds under the insurance contract at any time without paying a deferred sales charge as long as you stay in the same sales charge option and series. The deferred sales charge schedule will be based on the date of each deposit.
Low Sales Charge	If you sell within: 1 year of buying 3.00% 2 years of buying 2.75% 3 years of buying 2.50% After 3 years 0%	<ul style="list-style-type: none"> The low sales charge is closed to additional deposits. Any deferred sales charge you pay goes to RBC Life Insurance Company.
F Sales Charge	There are no sales charges when you purchase or redeem the fund.	<ul style="list-style-type: none"> F Sales Charge funds are only available from distributors offering fee based accounts or from eligible distributors who have signed an agreement with RBC Life Insurance Company.
Advisor Chargeback Sales Charge	There are no sales charges when you purchase or redeem the fund.	<ul style="list-style-type: none"> When you buy the fund, RBC Life Insurance pays a commission of 3.25%. If you redeem a fund within 2 years from the purchase date, your advisor may have to return all or part of their sales commission.

2. ONGOING FUND EXPENSES

The management expense ratio (MER) includes the management fee and operating expenses of the fund. The MER includes the insurance cost of the guarantee. You don't pay these expenses directly. They affect you because they reduce the return you get on your investment. For details about how the guarantees work, see your insurance contract.

MER (Annual rate as a % of the funds value): 2.34% (Invest Series), 2.80% (Series 1), 1.49% (Invest Series FSC), 1.90% (Series 1 FSC)

Trailing commission

RBC Life Insurance Company pays a trailing commission of up to 1.00% for as long as you own the fund. It is for the services and advice your advisor provides to you. You don't pay these expenses directly. The trailing commission is paid out of the management fee. The rate depends on the sales charge option you choose. There are no trailing commissions paid under the F sales charge option. A fee for service and advice may be negotiated between you and your advisor ("Advisor Fee"). The Advisor Fee is paid by you and is not included in the MER.

Other fees

You may have to pay other fees when you sell or transfer units of the fund.

Fee	What you pay
Short-term trading fee	2% of the value of units you sell or transfer within 90 days of buying them.
Unscheduled withdrawal or switch fee	\$50 for any unscheduled switches or withdrawals above the annual number permitted.

WHAT IF I CHANGE MY MIND?

- You can change your mind within two business days of the earlier of the date you received confirmation or five business days after it is mailed. You can also change your mind about subsequent transactions you make under the contract within two business days of the earlier of the date you received confirmation or five business days after it is mailed. In this case the right to cancel only applies to the new transaction.
- You have to tell RBC Life Insurance Company in writing that you want to cancel.
- The amount returned will be the lesser of the amount you invested or the value of the fund if it has gone down.
- The amount returned only applies to the specific transaction and will include a refund of any sales charges or other fees you paid.

FOR MORE INFORMATION

This summary may not contain all the information you need. Please read the Contract and Information Folder.

Contact your advisor or
 Telephone: 1-877-933-4800
 RBC Life Insurance Company
 c/o RBC Investor Services Trust,
 Shareholder Services
 155 Wellington Street West, 3rd Floor
 Toronto, Ontario M5V 3L3

RBC Life Insurance Company
RBC Canadian Equity GIF
 Information as of December 31, 2023

QUICK FACTS

Date Fund Created:	September 18, 2006	Management Expense Ratio (MER) (Invest Series):	2.64%
Total Value on December 31, 2022:	\$17.9 Million	Management Expense Ratio (MER) (Series 1):	3.05%
Net Asset Value per Unit (Invest Series):	\$15.1441	Management Expense Ratio (MER) (Invest Series FSC):	1.75%
Net Asset Value per Unit (Series 1):	\$19.3557	Management Expense Ratio (MER) (Series 1 FSC):	2.15%
Net Asset Value per Unit (Invest Series FSC):	\$13.0914	Portfolio Manager:	RBC Global Asset Management Inc.
Net Asset Value per Unit (Series 1 FSC):	\$12.8883	Portfolio Turnover Rate:	25.09%
Number of Units Outstanding:	1,002,873	Minimum Investment:	\$1,000 or \$50 PAD \$10,000 (RIF, LIF, LRIF, PRIF and RLIF)

WHAT DOES THIS FUND INVEST IN?

This segregated fund invests in the RBC Canadian Equity Fund. The underlying fund invests primarily in equity securities of major Canadian companies.

For more information on investment objectives, please read the Information Folder and Contract.


Top 10 investments of the underlying fund

	%
1. Royal Bank of Canada	5.9%
2. Toronto-Dominion Bank	5.1%
3. RBC Canadian Small & Mid-Cap Resources Fund - Series O	5.0%
4. Shopify Inc.	3.8%
5. Bank of Montreal	3.5%
6. Canadian Natural Resources Ltd.	3.4%
7. Enbridge Inc.	3.4%
8. Brookfield Corp.	3.0%
9. Canadian Pacific Kansas City Ltd.	2.9%
10. Canadian National Railway Co.	2.8%

The top 10 investments make up 38.8% of the fund
 Total investments = 120

INVESTMENT SEGMENTATION OF THE UNDERLYING FUND

Asset Mix



ARE THERE ANY GUARANTEES?

This segregated fund is being offered under an insurance contract. It comes with guarantees that may protect a contractholder's investment if the markets go down. The MER includes the insurance cost for the guarantee. For details please refer to the Information Folder and Contract.

HOW HAS THE FUND PERFORMED?

This section tells you how the fund has performed over the past 10 years or from inception (if the fund is less than 10 years old) for an investor who chooses Series 1. Returns are after the MER has been deducted.

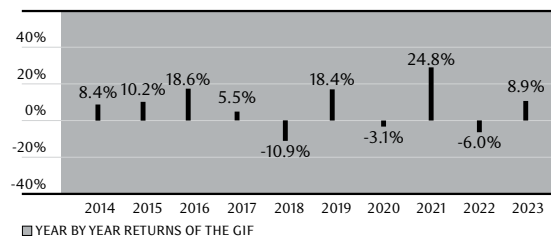
It is important to note that this doesn't tell you how the fund will perform in the future. Also, your actual return will depend on the guarantee option you choose and on your personal tax situation, the timing of your deposits and any other changes.

Average return

A person who invested \$1,000 in the fund and invested in Series 1 on December 31, 2013 has \$1,589.37 on December 31, 2022. This works out to an average return of 4.7% a year.

Year-by-year returns

This chart shows how the fund has performed in the past 10 years for a contractholder who chose Series 1. In the last 10 years the fund was up in value 7 years and down in value 3 years.



HOW RISKY IS IT?

The value of your investments can go down. Please see the Information Folder for further details.



WHO IS THIS FUND FOR?

For a person seeking potential for long-term growth and who is comfortable with the ups and downs of the market.

RBC Canadian Equity GIF

HOW MUCH DOES IT COST?

The following tables show the fees and expenses you could pay to buy and sell units of the fund.

1. SALES CHARGES

One of the following sales charges will apply, see the Information Folder or Contract for full details or discuss with your advisor.

Sales Charge Option	What you Pay	How it works
Initial Sales Charge	Up to 5% of the amount you buy	<ul style="list-style-type: none"> You and your advisor decide on the rate. The initial sales charge is deducted from the amount you buy. It is paid as a commission. For a 0% initial sales charge (or no load), there is nothing deducted from the amount you buy.
Deferred Sales Charge	If you sell within: 1 year of buying 5.5% 2 years of buying 4.5% 3 years of buying 4.0% 4 years of buying 3.5% 5 years of buying 3.0% 6 years of buying 2.5% 7 years of buying 1.5% After 7 years 0%	<ul style="list-style-type: none"> The deferred sales charge is closed to additional deposits. Any deferred sales charge you pay goes to RBC Life Insurance Company. The deferred sales charge is a set rate. It is deducted from the amount you sell. You can sell up to 10% of your units each year without paying a deferred sales charge (20% for RRIF tax types). You can switch to units of other funds under the insurance contract at any time without paying a deferred sales charge as long as you stay in the same sales charge option and series. The deferred sales charge schedule will be based on the date of each deposit.
Low Sales Charge	If you sell within: 1 year of buying 3.00% 2 years of buying 2.75% 3 years of buying 2.50% After 3 years 0%	<ul style="list-style-type: none"> The low sales charge is closed to additional deposits. Any deferred sales charge you pay goes to RBC Life Insurance Company.
F Sales Charge	There are no sales charges when you purchase or redeem the fund.	<ul style="list-style-type: none"> F Sales Charge funds are only available from distributors offering fee based accounts or from eligible distributors who have signed an agreement with RBC Life Insurance Company.
Advisor Chargeback Sales Charge	There are no sales charges when you purchase or redeem the fund.	<ul style="list-style-type: none"> When you buy the fund, RBC Life Insurance pays a commission of 3.25%. If you redeem a fund within 2 years from the purchase date, your advisor may have to return all or part of their sales commission.

2. ONGOING FUND EXPENSES

The management expense ratio (MER) includes the management fee and operating expenses of the fund. The MER includes the insurance cost of the guarantee. You don't pay these expenses directly. They affect you because they reduce the return you get on your investment. For details about how the guarantees work, see your insurance contract.

MER (Annual rate as a % of the funds value): 2.64% (Invest Series), 3.05% (Series 1), 1.75% (Invest Series FSC), 2.15% (Series 1 FSC)

Trailing commission

RBC Life Insurance Company pays a trailing commission of up to 1.00% for as long as you own the fund. It is for the services and advice your advisor provides to you. You don't pay these expenses directly. The trailing commission is paid out of the management fee. The rate depends on the sales charge option you choose. There are no trailing commissions paid under the F sales charge option. A fee for service and advice may be negotiated between you and your advisor ("Advisor Fee"). The Advisor Fee is paid by you and is not included in the MER.

Other fees

You may have to pay other fees when you sell or transfer units of the fund.

Fee	What you pay
Short-term trading fee	2% of the value of units you sell or transfer within 90 days of buying them.
Unscheduled withdrawal or switch fee	\$50 for any unscheduled switches or withdrawals above the annual number permitted.

WHAT IF I CHANGE MY MIND?

- You can change your mind within two business days of the earlier of the date you received confirmation or five business days after it is mailed. You can also change your mind about subsequent transactions you make under the contract within two business days of the earlier of the date you received confirmation or five business days after it is mailed. In this case the right to cancel only applies to the new transaction.
- You have to tell RBC Life Insurance Company in writing that you want to cancel.
- The amount returned will be the lesser of the amount you invested or the value of the fund if it has gone down.
- The amount returned only applies to the specific transaction and will include a refund of any sales charges or other fees you paid.

FOR MORE INFORMATION

This summary may not contain all the information you need. Please read the Contract and Information Folder.

Contact your advisor or
 Telephone: 1-877-933-4800
 RBC Life Insurance Company
 c/o RBC Investor Services Trust,
 Shareholder Services
 155 Wellington Street West, 3rd Floor
 Toronto, Ontario M5V 3L3

RBC Life Insurance Company
RBC Vision Canadian Equity GIF
 Information as of December 31, 2023

QUICK FACTS

Date Fund Created:	November 8, 2021
Total Value on December 31, 2022:	\$2.5 Million
Net Asset Value per Unit (Invest Series):	\$10.1628
Net Asset Value per Unit (Series 1):	\$10.0269
Number of Units Outstanding:	253,339

Management Expense Ratio (MER) (Invest Series):	2.38%
Management Expense Ratio (MER) (Series 1):	2.95%
Portfolio Manager:	RBC Global Asset Management Inc.
Portfolio Turnover Rate:	18.77%
Minimum Investment:	\$1,000 or \$50 PAD \$10,000 (RIF, LIF, LRIF, PRIF and RLIF)

WHAT DOES THIS FUND INVEST IN?

This segregated fund invests in the RBC Vision Canadian Equity Fund. The underlying fund invests primarily in equity securities of Canadian companies.

For more information on investment objectives, please read the Information Folder and Contract.


Top 10 investments of the underlying fund

1. Royal Bank of Canada	6.6%
2. Toronto-Dominion Bank	5.8%
3. Enbridge Inc.	4.8%
4. Shopify Inc.	3.7%
5. Bank of Montreal	3.5%
6. Canadian Pacific Kansas City Ltd.	3.5%
7. Brookfield Corp.	3.4%
8. Canadian National Railway Co.	3.2%
9. Canadian Natural Resources Ltd.	3.0%
10. Constellation Software Inc.	2.9%

The top 10 investments make up 40.4% of the fund
 Total investments = 100

INVESTMENT SEGMENTATION OF THE UNDERLYING FUND

Asset Mix



ARE THERE ANY GUARANTEES?

This segregated fund is being offered under an insurance contract. It comes with guarantees that may protect a contractholder's investment if the markets go down. The MER includes the insurance cost for the guarantee. For details please refer to the Information Folder and Contract.

HOW HAS THE FUND PERFORMED?

This section tells you how the underlying fund has performed over the past 10 years or from inception (if the fund is less than 10 years old) for an investor who chooses Series 1. Returns are after the MER has been deducted.

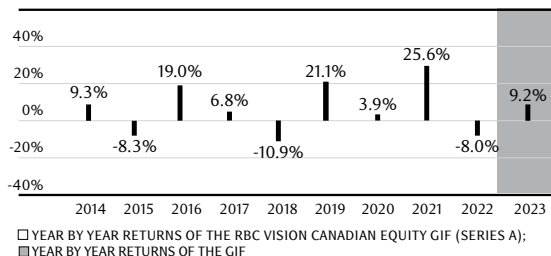
It is important to note that this doesn't tell you how the fund will perform in the future. Also, your actual return will depend on the guarantee option you choose and on your personal tax situation, the timing of your deposits and any other changes.

Average return

A person who invested \$1,000 in the fund and invested in Series 1 on November 8, 2021 has \$1,002.77 on December 31, 2022. This works out to an average return of 0.1% a year.

Year-by-year returns

This chart shows how the underlying fund has performed in the past 10 years. In the last 10 years the fund was up in value 7 years and down in value 3 years.



Note: The performance history of the underlying fund has been included for reference purposes only. The performance of the segregated fund will always vary from that of the underlying fund due to timing differences between purchases/redemptions of both funds, as well as the additional costs associated with guarantees and insurance administration.

HOW RISKY IS IT?

The value of your investments can go down. Please see the Information Folder for further details.



WHO IS THIS FUND FOR?

For a person seeking potential for long-term growth and who is comfortable with the ups and downs of the market.

RBC Vision Canadian Equity GIF

HOW MUCH DOES IT COST?

The following tables show the fees and expenses you could pay to buy and sell units of the fund.

1. SALES CHARGES

One of the following sales charges will apply; see the Information Folder or Contract for full details or discuss with your advisor.

Sales Charge Option	What you pay	How it works
Initial Sales Charge	Up to 5% of the amount you buy	<ul style="list-style-type: none"> You and your advisor decide on the rate. The initial sales charge is deducted from the amount you buy. It is paid as a commission. For a 0% initial sales charge (or no load), there is nothing deducted from the amount you buy.
Deferred Sales Charge	If you sell within: 1 year of buying 5.5% 2 years of buying 4.5% 3 years of buying 4.0% 4 years of buying 3.5% 5 years of buying 3.0% 6 years of buying 2.5% 7 years of buying 1.5% After 7 years 0%	<ul style="list-style-type: none"> The deferred sales charge is closed to additional deposits. Any deferred sales charge you pay goes to RBC Life Insurance Company. The deferred sales charge is a set rate. It is deducted from the amount you sell. You can sell up to 10% of your units each year without paying a deferred sales charge (20% for RRIF tax types). You can switch to units of other funds under the insurance contract at any time without paying a deferred sales charge as long as you stay in the same sales charge option and series. The deferred sales charge schedule will be based on the date of each deposit.
Low Sales Charge	If you sell within: 1 year of buying 3.00% 2 years of buying 2.75% 3 years of buying 2.50% After 3 years 0%	<ul style="list-style-type: none"> The low sales charge is closed to additional deposits. Any deferred sales charge you pay goes to RBC Life Insurance Company.
Advisor Chargeback Sales Charge	There are no sales charges when you purchase or redeem the fund.	<ul style="list-style-type: none"> When you buy the fund, RBC Life Insurance pays a commission of 3.25%. If you redeem a fund within 2 years from the purchase date, your advisor may have to return all or part of their sales commission.

2. ONGOING FUND EXPENSES

The management expense ratio (MER) includes the management fee and operating expenses of the fund. The MER includes the insurance cost of the guarantee. You don't pay these expenses directly. They affect you because they reduce the return you get on your investment. For details about how the guarantees work, see your insurance contract.

MER (Annual rate as a % of the funds value): 2.38% (Invest Series), 2.95% (Series 1)

Trailing commission

RBC Life Insurance Company pays a trailing commission of up to 1.00% for as long as you own the fund. It is for the services and advice your advisor provides to you. You don't pay these expenses directly. The trailing commission is paid out of the management fee. The rate depends on the sales charge option you choose.

Other fees

You may have to pay other fees when you sell or transfer units of the fund.

Fee	What you pay
Short-term trading fee	2% of the value of units you sell or transfer within 90 days of buying them.
Unscheduled withdrawal or switch fee	\$50 for any unscheduled switches or withdrawals above the annual number permitted.

WHAT IF I CHANGE MY MIND?

- You can change your mind within two business days of the earlier of the date you received confirmation or five business days after it is mailed. You can also change your mind about subsequent transactions you make under the contract within two business days of the earlier of the date you received confirmation or five business days after it is mailed. In this case the right to cancel only applies to the new transaction.
- You have to tell RBC Life Insurance Company in writing that you want to cancel.
- The amount returned will be the lesser of the amount you invested or the value of the fund if it has gone down.
- The amount returned only applies to the specific transaction and will include a refund of any sales charges or other fees you paid.

FOR MORE INFORMATION

This summary may not contain all the information you need. Please read the Contract and Information Folder.

Contact your advisor or
 Telephone: 1-877-933-4800
 RBC Life Insurance Company
 c/o RBC Investor Services Trust,
 Shareholder Services
 155 Wellington Street West, 3rd Floor
 Toronto, Ontario M5V 3L3

RBC Life Insurance Company
RBC O'Shaughnessy All-Canadian Equity GIF
 Information as of December 31, 2023

QUICK FACTS

Date Fund Created:	October 1, 2008	Management Expense Ratio (MER) (Invest Series):	2.60%
Total Value on December 31, 2022:	\$4.6 Million	Management Expense Ratio (MER) (Series 1):	3.21%
Net Asset Value per Unit (Invest Series):	\$14.0019	Portfolio Manager:	RBC Global Asset Management Inc.
Net Asset Value per Unit (Series 1):	\$21.7019	Portfolio Turnover Rate:	37.95%
Number of Units Outstanding:	231,327	Minimum Investment:	\$1,000 or \$50 PAD \$10,000 (RIF, LIF, LRIF, PRIF and RLIF)

WHAT DOES THIS FUND INVEST IN?

This segregated fund invests in the RBC O'Shaughnessy All-Canadian Equity Fund.

The underlying fund invests primarily in equity securities of Canadian companies based on Strategy Indexing® developed by Jim O'Shaughnessy.

For more information on investment objectives, please read the Information Folder and Contract.

Top 10 investments of the underlying fund

	%
1. Royal Bank of Canada	5.9%
2. Canadian Natural Resources Ltd.	4.1%
3. Toronto-Dominion Bank	3.6%
4. Canadian National Railway Co.	3.6%
5. Manulife Financial Corp.	3.5%
6. Bank of Montreal	3.3%
7. Canadian Pacific Kansas City Ltd.	3.2%
8. Brookfield Corp.	2.8%
9. Enbridge Inc.	2.5%
10. Constellation Software Inc.	2.3%

The top 10 investments make up 34.8% of the fund
 Total investments = 112

INVESTMENT SEGMENTATION OF THE UNDERLYING FUND

Asset Mix



ARE THERE ANY GUARANTEES?

This segregated fund is being offered under an insurance contract. It comes with guarantees that may protect a contractholder's investment if the markets go down. The MER includes the insurance cost for the guarantee. For details please refer to the Information Folder and Contract.

HOW HAS THE FUND PERFORMED?

This section tells you how the fund has performed over the past 10 years or from inception (if the fund is less than 10 years old) for an investor who chooses Series 1. Returns are after the MER has been deducted.

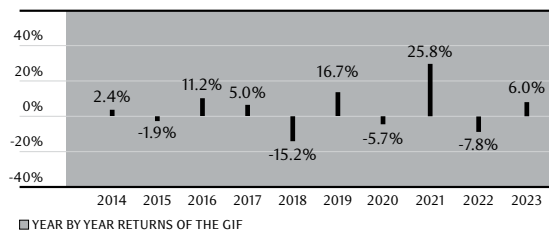
It is important to note that this doesn't tell you how the fund will perform in the future. Also, your actual return will depend on the guarantee option you choose and on your personal tax situation, the timing of your deposits and any other changes.

Average return

A person who invested \$1,000 in the fund and invested in Series 1 on December 31, 2013 has \$1,345.45 on December 31, 2023. This works out to an average return of 3.0% a year.

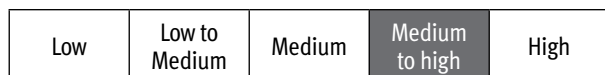
Year-by-year returns

This chart shows how the fund has performed in the past 10 years for a contractholder who chose Series 1. In the last 10 years the fund was up in value 6 years and down in value 4 years.



HOW RISKY IS IT?

The value of your investments can go down. Please see the Information Folder for further details.



WHO IS THIS FUND FOR?

For a person seeking potential for long-term growth and who is very comfortable with the ups and downs of the market.

RBC O'Shaughnessy All-Canadian Equity GIF

HOW MUCH DOES IT COST?

The following tables show the fees and expenses you could pay to buy and sell units of the fund.

1. SALES CHARGES

One of the following sales charges will apply, see the Information Folder or Contract for full details or discuss with your advisor.

Sales Charge Option	What you Pay	How it works																
Initial Sales Charge	Up to 5% of the amount you buy	<ul style="list-style-type: none"> You and your advisor decide on the rate. The initial sales charge is deducted from the amount you buy. It is paid as a commission. For a 0% initial sales charge (or no load), there is nothing deducted from the amount you buy. 																
Deferred Sales Charge	If you sell within: <table border="0"> <tr><td>1 year of buying</td><td>5.5%</td></tr> <tr><td>2 years of buying</td><td>4.5%</td></tr> <tr><td>3 years of buying</td><td>4.0%</td></tr> <tr><td>4 years of buying</td><td>3.5%</td></tr> <tr><td>5 years of buying</td><td>3.0%</td></tr> <tr><td>6 years of buying</td><td>2.5%</td></tr> <tr><td>7 years of buying</td><td>1.5%</td></tr> <tr><td>After 7 years</td><td>0%</td></tr> </table>	1 year of buying	5.5%	2 years of buying	4.5%	3 years of buying	4.0%	4 years of buying	3.5%	5 years of buying	3.0%	6 years of buying	2.5%	7 years of buying	1.5%	After 7 years	0%	<ul style="list-style-type: none"> The deferred sales charge is closed to additional deposits. Any deferred sales charge you pay goes to RBC Life Insurance Company. The deferred sales charge is a set rate. It is deducted from the amount you sell. You can sell up to 10% of your units each year without paying a deferred sales charge (20% for RRIF tax types). You can switch to units of other funds under the insurance contract at any time without paying a deferred sales charge as long as you stay in the same sales charge option and series. The deferred sales charge schedule will be based on the date of each deposit.
1 year of buying	5.5%																	
2 years of buying	4.5%																	
3 years of buying	4.0%																	
4 years of buying	3.5%																	
5 years of buying	3.0%																	
6 years of buying	2.5%																	
7 years of buying	1.5%																	
After 7 years	0%																	
Low Sales Charge	If you sell within: <table border="0"> <tr><td>1 year of buying</td><td>3.00%</td></tr> <tr><td>2 years of buying</td><td>2.75%</td></tr> <tr><td>3 years of buying</td><td>2.50%</td></tr> <tr><td>After 3 years</td><td>0%</td></tr> </table>	1 year of buying	3.00%	2 years of buying	2.75%	3 years of buying	2.50%	After 3 years	0%	<ul style="list-style-type: none"> The low sales charge is closed to additional deposits. Any deferred sales charge you pay goes to RBC Life Insurance Company. 								
1 year of buying	3.00%																	
2 years of buying	2.75%																	
3 years of buying	2.50%																	
After 3 years	0%																	

2. ONGOING FUND EXPENSES

The management expense ratio (MER) includes the management fee and operating expenses of the fund. The MER includes the insurance cost of the guarantee. You don't pay these expenses directly. They affect you because they reduce the return you get on your investment. For details about how the guarantees work, see your insurance contract.

MER (Annual rate as a % of the funds value): 2.60% (Invest Series), 3.21% (Series 1)

Trailing commission

RBC Life Insurance Company pays a trailing commission of up to 1.00% for as long as you own the fund. It is for the services and advice your advisor provides to you. You don't pay these expenses directly. The trailing commission is paid out of the management fee. The rate depends on the sales charge option you choose.

Other fees

You may have to pay other fees when you sell or transfer units of the fund.

Fee	What you pay
Short-term trading fee	2% of the value of units you sell or transfer within 90 days of buying them.
Unscheduled withdrawal or switch fee	\$50 for any unscheduled switches or withdrawals above the annual number permitted.

WHAT IF I CHANGE MY MIND?

- You can change your mind within two business days of the earlier of the date you received confirmation or five business days after it is mailed. You can also change your mind about subsequent transactions you make under the contract within two business days of the earlier of the date you received confirmation or five business days after it is mailed. In this case the right to cancel only applies to the new transaction.
- You have to tell RBC Life Insurance Company in writing that you want to cancel.
- The amount returned will be the lesser of the amount you invested or the value of the fund if it has gone down.
- The amount returned only applies to the specific transaction and will include a refund of any sales charges or other fees you paid.

FOR MORE INFORMATION

This summary may not contain all the information you need. Please read the Contract and Information Folder.

Contact your advisor or
 Telephone: 1-877-933-4800
 RBC Life Insurance Company
 c/o RBC Investor Services Trust,
 Shareholder Services
 155 Wellington Street West, 3rd Floor
 Toronto, Ontario M5V 3L3

RBC Life Insurance Company
RBC PH&N Canadian Income GIF
 Information as of December 31, 2023

QUICK FACTS

Date Fund Created:	November 1, 2013	Management Expense Ratio (MER) (Invest Series):	2.48%
Total Value on December 31, 2022:	\$7.9 Million	Management Expense Ratio (MER) (Series 1):	2.88%
Net Asset Value per Unit (Invest Series):	\$15.9425	Portfolio Manager:	RBC Global Asset Management Inc.
Net Asset Value per Unit (Series 1):	\$17.3675	Portfolio Turnover Rate:	33.10%
Number of Units Outstanding:	473,948	Minimum Investment:	\$1,000 or \$50 PAD \$10,000 (RIF, LIF, LRIF, PRIF and RLIF)

WHAT DOES THIS FUND INVEST IN?

This segregated fund invests in the Phillips, Hager & North Canadian Income Fund.

The underlying fund invests primarily in a well-diversified portfolio of Canadian income-producing equity and fixed-income securities.

For more information on investment objectives, please read the Information Folder and Contract.


Top 10 investments of the underlying fund

	%
1. Royal Bank of Canada	7.7%
2. Toronto-Dominion Bank	6.4%
3. Enbridge Inc.	5.2%
4. Canadian Pacific Kansas City Ltd.	4.2%
5. Bank of Montreal	4.2%
6. Canadian National Railway Co.	4.0%
7. Brookfield Corp.	3.9%
8. Bank of Nova Scotia	3.4%
9. Rogers Communications Inc.	2.9%
10. Constellation Software Inc.	2.8%

The top 10 investments make up 44.7% of the fund
 Total investments = 57

INVESTMENT SEGMENTATION OF THE UNDERLYING FUND

Asset Mix



ARE THERE ANY GUARANTEES?

This segregated fund is being offered under an insurance contract. It comes with guarantees that may protect a contractholder's investment if the markets go down. The MER includes the insurance cost for the guarantee. For details please refer to the Information Folder and Contract.

HOW HAS THE FUND PERFORMED?

This section tells you how the fund has performed over the past 10 years or from inception (if the fund is less than 10 years old) for an investor who chooses Series 1. Returns are after the MER has been deducted.

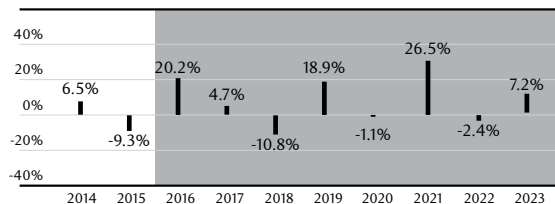
It is important to note that this doesn't tell you how the fund will perform in the future. Also, your actual return will depend on the guarantee option you choose and on your personal tax situation, the timing of your deposits and any other changes.

Average return

A person who invested \$1,000 in the fund and invested in Series 1 on December 31, 2013 has \$1,684.92 on December 31, 2023. This works out to an average return of 5.4% a year.

Year-by-year returns

This chart shows how the fund and its underlying mutual fund has performed in the past 10 years. In the last 10 years the fund was up in value 6 years and down in value 4 years.



□ YEAR BY YEAR RETURNS OF THE UNDERLYING FUND: PH&N CANADIAN INCOME FUND (SERIES C)
 ■ YEAR BY YEAR RETURNS OF THE GIF

Note: The performance history of the underlying fund has been included for reference purposes only. The performance of the segregated fund will always vary from that of the underlying fund due to timing differences between purchases/redemptions of both funds, as well as the additional costs associated with guarantees and insurance administration.

HOW RISKY IS IT?

The value of your investments can go down. Please see the Information Folder for further details.



WHO IS THIS FUND FOR?

For a person seeking potential for income and growth and who is comfortable with the ups and downs of the market.

RBC PH&N Canadian Income GIF

HOW MUCH DOES IT COST?

The following tables show the fees and expenses you could pay to buy and sell units of the fund.

1. SALES CHARGES

One of the following sales charges will apply, see the Information Folder or Contract for full details or discuss with your advisor.

Sales Charge Option	What you Pay	How it works
Initial Sales Charge	Up to 5% of the amount you buy	<ul style="list-style-type: none"> You and your advisor decide on the rate. The initial sales charge is deducted from the amount you buy. It is paid as a commission. For a 0% initial sales charge (or no load), there is nothing deducted from the amount you buy.
Deferred Sales Charge	If you sell within: 1 year of buying 5.5% 2 years of buying 4.5% 3 years of buying 4.0% 4 years of buying 3.5% 5 years of buying 3.0% 6 years of buying 2.5% 7 years of buying 1.5% After 7 years 0%	<ul style="list-style-type: none"> The deferred sales charge is closed to additional deposits. Any deferred sales charge you pay goes to RBC Life Insurance Company. The deferred sales charge is a set rate. It is deducted from the amount you sell. You can sell up to 10% of your units each year without paying a deferred sales charge (20% for RRIF tax types). You can switch to units of other funds under the insurance contract at any time without paying a deferred sales charge as long as you stay in the same sales charge option and series. The deferred sales charge schedule will be based on the date of each deposit.
Low Sales Charge	If you sell within: 1 year of buying 3.00% 2 years of buying 2.75% 3 years of buying 2.50% After 3 years 0%	<ul style="list-style-type: none"> The low sales charge is closed to additional deposits. Any deferred sales charge you pay goes to RBC Life Insurance Company.

2. ONGOING FUND EXPENSES

The management expense ratio (MER) includes the management fee and operating expenses of the fund. The MER includes the insurance cost of the guarantee. You don't pay these expenses directly. They affect you because they reduce the return you get on your investment. For details about how the guarantees work, see your insurance contract.

MER (Annual rate as a % of the funds value): 2.48% (Invest Series), 2.88% (Series 1)

Trailing commission

RBC Life Insurance Company pays a trailing commission of up to 1.00% for as long as you own the fund. It is for the services and advice your advisor provides to you. You don't pay these expenses directly. The trailing commission is paid out of the management fee. The rate depends on the sales charge option you choose.

Other fees

You may have to pay other fees when you sell or transfer units of the fund.

Fee	What you pay
Short-term trading fee	2% of the value of units you sell or transfer within 90 days of buying them.
Unscheduled withdrawal or switch fee	\$50 for any unscheduled switches or withdrawals above the annual number permitted.

WHAT IF I CHANGE MY MIND?

- You can change your mind within two business days of the earlier of the date you received confirmation or five business days after it is mailed. You can also change your mind about subsequent transactions you make under the contract within two business days of the earlier of the date you received confirmation or five business days after it is mailed. In this case the right to cancel only applies to the new transaction.
- You have to tell RBC Life Insurance Company in writing that you want to cancel.
- The amount returned will be the lesser of the amount you invested or the value of the fund if it has gone down.
- The amount returned only applies to the specific transaction and will include a refund of any sales charges or other fees you paid.

FOR MORE INFORMATION

This summary may not contain all the information you need. Please read the Contract and Information Folder.

Contact your advisor or

Telephone: 1-877-933-4800

RBC Life Insurance Company
 c/o RBC Investor Services Trust,
 Shareholder Services
 155 Wellington Street West, 3rd Floor
 Toronto, Ontario M5V 3L3

RBC Life Insurance Company
RBC North American Value GIF
 Information as of December 31, 2023

QUICK FACTS

Date Fund Created:	November 1, 2013	Management Expense Ratio (MER) (Invest Series):	2.64%
Total Value on December 31, 2022:	\$75.5 Million	Management Expense Ratio (MER) (Series 1):	2.99%
Net Asset Value per Unit (Invest Series):	\$19.2922	Management Expense Ratio (MER) (Invest Series FSC):	1.71%
Net Asset Value per Unit (Series 1):	\$21.5854	Management Expense Ratio (MER) (Series 1 FSC):	2.22%
Net Asset Value per Unit (Invest Series FSC):	\$15.1526	Portfolio Manager:	RBC Global Asset Management Inc.
Net Asset Value per Unit (Series 1 FSC):	\$14.8635	Portfolio Turnover Rate:	79.29%
Number of Units Outstanding:	3,697,874	Minimum Investment:	\$1,000 or \$50 PAD \$10,000 (RIF, LIF, LRF, PRIF and RLIF)

WHAT DOES THIS FUND INVEST IN?

This segregated fund invests in the RBC North American Value Fund. The underlying fund invests primarily in equity securities of Canadian and/or U.S. companies priced below their true value and offering long-term opportunities for growth. For more information on investment objectives, please read the Information Folder and Contract.


Top 10 investments of the underlying fund

	%
1. Cash & Cash Equivalents	7.6%
2. Royal Bank of Canada	4.2%
3. Brookfield Corp.	2.8%
4. Canadian Natural Resources Ltd.	2.6%
5. Power Corp. of Canada	2.4%
6. Canadian Pacific Kansas City Ltd.	2.4%
7. Berkshire Hathaway Inc.	2.3%
8. Microsoft Corp.	2.2%
9. iShares S&P/TSX Global Gold Index ETF	2.2%
10. Enbridge Inc.	2.0%

The top 10 investments make up 30.7% of the fund
 Total investments = 115

INVESTMENT SEGMENTATION OF THE UNDERLYING FUND

Asset Mix



ARE THERE ANY GUARANTEES?

This segregated fund is being offered under an insurance contract. It comes with guarantees that may protect a contractholder's investment if the markets go down. The MER includes the insurance cost for the guarantee. For details please refer to the Information Folder and Contract.

HOW HAS THE FUND PERFORMED?

This section tells you how the fund has performed over the past 10 years or from inception (if the fund is less than 10 years old) for an investor who chooses Series 1. Returns are after the MER has been deducted.

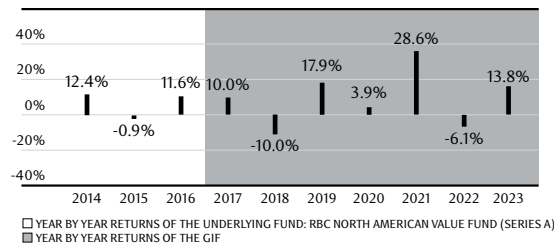
It is important to note that this doesn't tell you how the fund will perform in the future. Also, your actual return will depend on the guarantee option you choose and on your personal tax situation, the timing of your deposits and any other changes.

Average return

A person who invested \$1,000 in the fund and invested in Series 1 on December 31, 2013 has \$2,061.62 on December 31, 2023. This works out to an average return of 7.5% a year.

Year-by-year returns

This chart shows how the fund and its underlying mutual fund has performed in the past 10 years. In the last 10 years the fund was up in value 7 years and down in value 3 years.



Note: The performance history of the underlying fund has been included for reference purposes only. The performance of the segregated fund will always vary from that of the underlying fund due to timing differences between purchases/redemptions of both funds, as well as the additional costs associated with guarantees and insurance administration.

HOW RISKY IS IT?

The value of your investments can go down. Please see the Information Folder for further details.



WHO IS THIS FUND FOR?

For a person seeking potential for long-term growth and who is comfortable with the ups and downs of the market.

RBC North American Value GIF

HOW MUCH DOES IT COST?

The following tables show the fees and expenses you could pay to buy and sell units of the fund.

1. SALES CHARGES

One of the following sales charges will apply, see the Information Folder or Contract for full details or discuss with your advisor.

Sales Charge Option	What you Pay	How it works
Initial Sales Charge	Up to 5% of the amount you buy	<ul style="list-style-type: none"> You and your advisor decide on the rate. The initial sales charge is deducted from the amount you buy. It is paid as a commission. For a 0% initial sales charge (or no load), there is nothing deducted from the amount you buy.
Deferred Sales Charge	If you sell within: 1 year of buying 5.5% 2 years of buying 4.5% 3 years of buying 4.0% 4 years of buying 3.5% 5 years of buying 3.0% 6 years of buying 2.5% 7 years of buying 1.5% After 7 years 0%	<ul style="list-style-type: none"> The deferred sales charge is closed to additional deposits. Any deferred sales charge you pay goes to RBC Life Insurance Company. The deferred sales charge is a set rate. It is deducted from the amount you sell. You can sell up to 10% of your units each year without paying a deferred sales charge (20% for RRIF tax types). You can switch to units of other funds under the insurance contract at any time without paying a deferred sales charge as long as you stay in the same sales charge option and series. The deferred sales charge schedule will be based on the date of each deposit.
Low Sales Charge	If you sell within: 1 year of buying 3.00% 2 years of buying 2.75% 3 years of buying 2.50% After 3 years 0%	<ul style="list-style-type: none"> The low sales charge is closed to additional deposits. Any deferred sales charge you pay goes to RBC Life Insurance Company.
F Sales Charge	There are no sales charges when you purchase or redeem the fund.	<ul style="list-style-type: none"> F Sales Charge funds are only available from distributors offering fee based accounts or from eligible distributors who have signed an agreement with RBC Life Insurance Company.
Advisor Chargeback Sales Charge	There are no sales charges when you purchase or redeem the fund.	<ul style="list-style-type: none"> When you buy the fund, RBC Life Insurance pays a commission of 3.25%. If you redeem a fund within 2 years from the purchase date, your advisor may have to return all or part of their sales commission.

2. ONGOING FUND EXPENSES

The management expense ratio (MER) includes the management fee and operating expenses of the fund. The MER includes the insurance cost of the guarantee. You don't pay these expenses directly. They affect you because they reduce the return you get on your investment. For details about how the guarantees work, see your insurance contract.

MER (Annual rate as a % of the funds value): 2.64% (Invest Series), 2.99% (Series 1), 1.71% (Invest Series FSC), 2.22% (Series 1 FSC)

Trailing commission

RBC Life Insurance Company pays a trailing commission of up to 1.00% for as long as you own the fund. It is for the services and advice your advisor provides to you. You don't pay these expenses directly. The trailing commission is paid out of the management fee. The rate depends on the sales charge option you choose. There are no trailing commissions paid under the F sales charge option. A fee for service and advice may be negotiated between you and your advisor ("Advisor Fee"). The Advisor Fee is paid by you and is not included in the MER.

Other fees

You may have to pay other fees when you sell or transfer units of the fund.

Fee	What you pay
Short-term trading fee	2% of the value of units you sell or transfer within 90 days of buying them.
Unscheduled withdrawal or switch fee	\$50 for any unscheduled switches or withdrawals above the annual number permitted.

WHAT IF I CHANGE MY MIND?

- You can change your mind within two business days of the earlier of the date you received confirmation or five business days after it is mailed. You can also change your mind about subsequent transactions you make under the contract within two business days of the earlier of the date you received confirmation or five business days after it is mailed. In this case the right to cancel only applies to the new transaction.
- You have to tell RBC Life Insurance Company in writing that you want to cancel.
- The amount returned will be the lesser of the amount you invested or the value of the fund if it has gone down.
- The amount returned only applies to the specific transaction and will include a refund of any sales charges or other fees you paid.

FOR MORE INFORMATION

This summary may not contain all the information you need. Please read the Contract and Information Folder.

Contact your advisor or
 Telephone: 1-877-933-4800
 RBC Life Insurance Company
 c/o RBC Investor Services Trust,
 Shareholder Services
 155 Wellington Street West, 3rd Floor
 Toronto, Ontario M5V 3L3

RBC Life Insurance Company
RBC North American Growth GIF
 Information as of December 31, 2023

QUICK FACTS

Date Fund Created:	September 18, 2006	Management Expense Ratio (MER) (Invest Series):	2.64%
Total Value on December 31, 2022:	\$33.7 Million	Management Expense Ratio (MER) (Series 1):	3.08%
Net Asset Value per Unit (Invest Series):	\$18.9364	Management Expense Ratio (MER) (Invest Series FSC):	1.87%
Net Asset Value per Unit (Series 1):	\$24.8704	Management Expense Ratio (MER) (Series 1 FSC):	2.29%
Net Asset Value per Unit (Invest Series FSC):	\$14.2992	Portfolio Manager:	RBC Global Asset Management Inc.
Net Asset Value per Unit (Series 1 FSC):	\$14.0549	Portfolio Turnover Rate:	17.02%
Number of Units Outstanding:	1,522,681	Minimum Investment:	\$1,000 or \$50 PAD \$10,000 (RIF, LIF, LRIF, PRIF and RLIF)

WHAT DOES THIS FUND INVEST IN?

This segregated fund invests in the RBC North American Growth Fund. The underlying fund invests primarily in equity securities of Canadian and/or U.S. companies that offer above-average prospects for growth. For more information on investment objectives, please read the Information Folder and Contract.

Top 10 investments of the underlying fund

	%
1. Microsoft Corp.	3.8%
2. Apple Inc.	3.5%
3. Royal Bank of Canada	3.2%
4. Toronto-Dominion Bank	2.5%
5. Shopify Inc.	2.2%
6. Alphabet Inc.	2.2%
7. Canadian Natural Resources Ltd.	2.0%
8. Amazon.com Inc.	1.9%
9. Bank of Montreal	1.7%
10. Cash & Cash Equivalents	1.7%

The top 10 investments make up 24.7% of the fund
 Total investments = 223

INVESTMENT SEGMENTATION OF THE UNDERLYING FUND

Asset Mix



ARE THERE ANY GUARANTEES?

This segregated fund is being offered under an insurance contract. It comes with guarantees that may protect a contractholder's investment if the markets go down. The MER includes the insurance cost for the guarantee. For details please refer to the Information Folder and Contract.

HOW HAS THE FUND PERFORMED?

This section tells you how the fund has performed over the past 10 years or from inception (if the fund is less than 10 years old) for an investor who chooses Series 1. Returns are after the MER has been deducted.

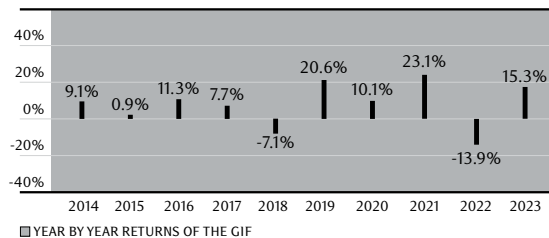
It is important to note that this doesn't tell you how the fund will perform in the future. Also, your actual return will depend on the guarantee option you choose and on your personal tax situation, the timing of your deposits and any other changes.

Average return

A person who invested \$1,000 in the fund and invested in Series 1 on December 31, 2013 has \$1,991.13 on December 31, 2023. This works out to an average return of 7.1% a year.

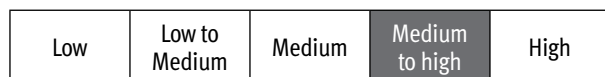
Year-by-year returns

This chart shows how the fund has performed in the past 10 years for a contractholder who chose Series 1. In the last 10 years the fund was up in value 8 years and down in value 2 years.



HOW RISKY IS IT?

The value of your investments can go down. Please see the Information Folder for further details.



WHO IS THIS FUND FOR?

For a person seeking potential for long-term growth and who is very comfortable with the ups and downs of the market.

RBC North American Growth GIF

HOW MUCH DOES IT COST?

The following tables show the fees and expenses you could pay to buy and sell units of the fund.

1. SALES CHARGES

One of the following sales charges will apply, see the Information Folder or Contract for full details or discuss with your advisor.

Sales Charge Option	What you Pay	How it works
Initial Sales Charge	Up to 5% of the amount you buy	<ul style="list-style-type: none"> You and your advisor decide on the rate. The initial sales charge is deducted from the amount you buy. It is paid as a commission. For a 0% initial sales charge (or no load), there is nothing deducted from the amount you buy.
Deferred Sales Charge	If you sell within: 1 year of buying 5.5% 2 years of buying 4.5% 3 years of buying 4.0% 4 years of buying 3.5% 5 years of buying 3.0% 6 years of buying 2.5% 7 years of buying 1.5% After 7 years 0%	<ul style="list-style-type: none"> The deferred sales charge is closed to additional deposits. Any deferred sales charge you pay goes to RBC Life Insurance Company. The deferred sales charge is a set rate. It is deducted from the amount you sell. You can sell up to 10% of your units each year without paying a deferred sales charge (20% for RRIF tax types). You can switch to units of other funds under the insurance contract at any time without paying a deferred sales charge as long as you stay in the same sales charge option and series. The deferred sales charge schedule will be based on the date of each deposit.
Low Sales Charge	If you sell within: 1 year of buying 3.00% 2 years of buying 2.75% 3 years of buying 2.50% After 3 years 0%	<ul style="list-style-type: none"> The low sales charge is closed to additional deposits. Any deferred sales charge you pay goes to RBC Life Insurance Company.
F Sales Charge	There are no sales charges when you purchase or redeem the fund.	<ul style="list-style-type: none"> F Sales Charge funds are only available from distributors offering fee based accounts or from eligible distributors who have signed an agreement with RBC Life Insurance Company.
Advisor Chargeback Sales Charge	There are no sales charges when you purchase or redeem the fund.	<ul style="list-style-type: none"> When you buy the fund, RBC Life Insurance pays a commission of 3.25%. If you redeem a fund within 2 years from the purchase date, your advisor may have to return all or part of their sales commission.

2. ONGOING FUND EXPENSES

The management expense ratio (MER) includes the management fee and operating expenses of the fund. The MER includes the insurance cost of the guarantee. You don't pay these expenses directly. They affect you because they reduce the return you get on your investment. For details about how the guarantees work, see your insurance contract.

MER (Annual rate as a % of the funds value): 2.64% (Invest Series), 3.08% (Series 1), 1.87% (Invest Series FSC), 2.29% (Series 1 FSC)

Trailing commission

RBC Life Insurance Company pays a trailing commission of up to 1.00% for as long as you own the fund. It is for the services and advice your advisor provides to you. You don't pay these expenses directly. The trailing commission is paid out of the management fee. The rate depends on the sales charge option you choose. There are no trailing commissions paid under the F sales charge option. A fee for service and advice may be negotiated between you and your advisor ("Advisor Fee"). The Advisor Fee is paid by you and is not included in the MER.

Other fees

You may have to pay other fees when you sell or transfer units of the fund.

Fee	What you pay
Short-term trading fee	2% of the value of units you sell or transfer within 90 days of buying them.
Unscheduled withdrawal or switch fee	\$50 for any unscheduled switches or withdrawals above the annual number permitted.

WHAT IF I CHANGE MY MIND?

- You can change your mind within two business days of the earlier of the date you received confirmation or five business days after it is mailed. You can also change your mind about subsequent transactions you make under the contract within two business days of the earlier of the date you received confirmation or five business days after it is mailed. In this case the right to cancel only applies to the new transaction.
- You have to tell RBC Life Insurance Company in writing that you want to cancel.
- The amount returned will be the lesser of the amount you invested or the value of the fund if it has gone down.
- The amount returned only applies to the specific transaction and will include a refund of any sales charges or other fees you paid.

FOR MORE INFORMATION

This summary may not contain all the information you need. Please read the Contract and Information Folder.

Contact your advisor or
 Telephone: 1-877-933-4800
 RBC Life Insurance Company
 c/o RBC Investor Services Trust,
 Shareholder Services
 155 Wellington Street West, 3rd Floor
 Toronto, Ontario M5V 3L3

RBC Life Insurance Company

RBC U.S. Dividend GIF

Information as of December 31, 2023

QUICK FACTS

Date Fund Created:	October 1, 2007	Management Expense Ratio (MER) (Invest Series):	2.64%
Total Value on December 31, 2022:	\$149.7 Million	Management Expense Ratio (MER) (Series 1):	3.12%
Net Asset Value per Unit (Invest Series):	\$22.7955	Management Expense Ratio (MER) (Invest Series FSC):	1.75%
Net Asset Value per Unit (Series 1):	\$30.3445	Management Expense Ratio (MER) (Series 1 FSC):	2.18%
Net Asset Value per Unit (Invest Series FSC):	\$14.2434	Portfolio Manager:	RBC Global Asset Management Inc.
Net Asset Value per Unit (Series 1 FSC):	\$13.9671	Portfolio Turnover Rate:	109.98%
Number of Units Outstanding:	5,522,572	Minimum Investment:	\$1,000 or \$50 PAD \$10,000 (RIF, LIF, LRIF, PRIF and RLIF)

WHAT DOES THIS FUND INVEST IN?

This segregated fund invests in the RBC U.S. Dividend Fund. The underlying fund invests primarily in common and preferred shares of U.S. companies with above-average dividend yields. For more information on investment objectives, please read the Information Folder and Contract.


Top 10 investments of the underlying fund

	%
1. Microsoft Corp.	7.3%
2. Apple Inc.	6.7%
3. Alphabet Inc.	4.1%
4. Amazon.com Inc.	3.9%
5. Cash & Cash Equivalents	3.8%
6. NVIDIA Corp.	3.2%
7. Meta Platforms Inc.	2.4%
8. J.P. Morgan Chase & Co.	2.1%
9. Exxon Mobil Corp.	2.0%
10. Johnson & Johnson	2.0%

The top 10 investments make up 37.5% of the fund
Total investments = 96

INVESTMENT SEGMENTATION OF THE UNDERLYING FUND

Asset Mix



HOW HAS THE FUND PERFORMED?

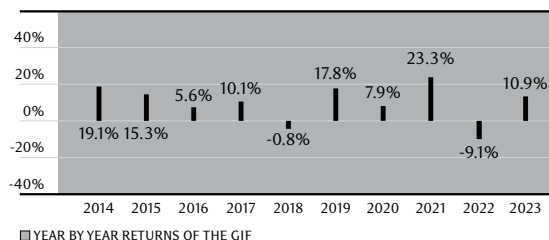
This section tells you how the fund has performed over the past 10 years or from inception (if the fund is less than 10 years old) for an investor who chooses Series 1. Returns are after the MER has been deducted. It is important to note that this doesn't tell you how the fund will perform in the future. Also, your actual return will depend on the guarantee option you choose and on your personal tax situation, the timing of your deposits and any other changes.

Average return

A person who invested \$1,000 in the fund and invested in Series 1 on December 31, 2013 has \$2,499.51 on December 31, 2023. This works out to an average return of 9.6% a year.

Year-by-year returns

This chart shows how the fund has performed in the past 10 years for a contractholder who chose Series 1. In the last 10 years the fund was up in value 8 years and down in value 2 years.



HOW RISKY IS IT?

The value of your investments can go down. Please see the Information Folder for further details.



WHO IS THIS FUND FOR?

For a person seeking potential for long-term growth and who is comfortable with the ups and downs of the market.

RBC U.S. Dividend GIF

HOW MUCH DOES IT COST?

The following tables show the fees and expenses you could pay to buy and sell units of the fund.

1. SALES CHARGES

One of the following sales charges will apply, see the Information Folder or Contract for full details or discuss with your advisor.

Sales Charge Option	What you Pay	How it works																
Initial Sales Charge	Up to 5% of the amount you buy	<ul style="list-style-type: none"> You and your advisor decide on the rate. The initial sales charge is deducted from the amount you buy. It is paid as a commission. For a 0% initial sales charge (or no load), there is nothing deducted from the amount you buy. 																
Deferred Sales Charge	If you sell within: <table border="0" style="display: inline-table; vertical-align: middle;"> <tr><td>1 year of buying</td><td>5.5%</td></tr> <tr><td>2 years of buying</td><td>4.5%</td></tr> <tr><td>3 years of buying</td><td>4.0%</td></tr> <tr><td>4 years of buying</td><td>3.5%</td></tr> <tr><td>5 years of buying</td><td>3.0%</td></tr> <tr><td>6 years of buying</td><td>2.5%</td></tr> <tr><td>7 years of buying</td><td>1.5%</td></tr> <tr><td>After 7 years</td><td>0%</td></tr> </table>	1 year of buying	5.5%	2 years of buying	4.5%	3 years of buying	4.0%	4 years of buying	3.5%	5 years of buying	3.0%	6 years of buying	2.5%	7 years of buying	1.5%	After 7 years	0%	<ul style="list-style-type: none"> The deferred sales charge is closed to additional deposits. Any deferred sales charge you pay goes to RBC Life Insurance Company. The deferred sales charge is a set rate. It is deducted from the amount you sell. You can sell up to 10% of your units each year without paying a deferred sales charge (20% for RRIF tax types). You can switch to units of other funds under the insurance contract at any time without paying a deferred sales charge as long as you stay in the same sales charge option and series. The deferred sales charge schedule will be based on the date of each deposit.
1 year of buying	5.5%																	
2 years of buying	4.5%																	
3 years of buying	4.0%																	
4 years of buying	3.5%																	
5 years of buying	3.0%																	
6 years of buying	2.5%																	
7 years of buying	1.5%																	
After 7 years	0%																	
Low Sales Charge	If you sell within: <table border="0" style="display: inline-table; vertical-align: middle;"> <tr><td>1 year of buying</td><td>3.00%</td></tr> <tr><td>2 years of buying</td><td>2.75%</td></tr> <tr><td>3 years of buying</td><td>2.50%</td></tr> <tr><td>After 3 years</td><td>0%</td></tr> </table>	1 year of buying	3.00%	2 years of buying	2.75%	3 years of buying	2.50%	After 3 years	0%	<ul style="list-style-type: none"> The low sales charge is closed to additional deposits. Any deferred sales charge you pay goes to RBC Life Insurance Company. 								
1 year of buying	3.00%																	
2 years of buying	2.75%																	
3 years of buying	2.50%																	
After 3 years	0%																	
F Sales Charge	There are no sales charges when you purchase or redeem the fund.	<ul style="list-style-type: none"> F Sales Charge funds are only available from distributors offering fee based accounts or from eligible distributors who have signed an agreement with RBC Life Insurance Company. 																
Advisor Chargeback Sales Charge	There are no sales charges when you purchase or redeem the fund.	<ul style="list-style-type: none"> When you buy the fund, RBC Life Insurance pays a commission of 3.25%. If you redeem a fund within 2 years from the purchase date, your advisor may have to return all or part of their sales commission. 																

2. ONGOING FUND EXPENSES

The management expense ratio (MER) includes the management fee and operating expenses of the fund. The MER includes the insurance cost of the guarantee. You don't pay these expenses directly. They affect you because they reduce the return you get on your investment. For details about how the guarantees work, see your insurance contract.

MER (Annual rate as a % of the funds value): 2.64% (Invest Series), 3.12% (Series 1), 1.75% (Invest Series FSC), 2.18% (Series 1 FSC)

Trailing commission

RBC Life Insurance Company pays a trailing commission of up to 1.00% for as long as you own the fund. It is for the services and advice your advisor provides to you. You don't pay these expenses directly. The trailing commission is paid out of the management fee. The rate depends on the sales charge option you choose. There are no trailing commissions paid under the F sales charge option. A fee for service and advice may be negotiated between you and your advisor ("Advisor Fee"). The Advisor Fee is paid by you and is not included in the MER.

Other fees

You may have to pay other fees when you sell or transfer units of the fund.

Fee

Short-term trading fee

Unscheduled withdrawal or switch fee

What you pay

2% of the value of units you sell or transfer within 90 days of buying them.

\$50 for any unscheduled switches or withdrawals above the annual number permitted.

WHAT IF I CHANGE MY MIND?

- You can change your mind within two business days of the earlier of the date you received confirmation or five business days after it is mailed. You can also change your mind about subsequent transactions you make under the contract within two business days of the earlier of the date you received confirmation or five business days after it is mailed. In this case the right to cancel only applies to the new transaction.
- You have to tell RBC Life Insurance Company in writing that you want to cancel.
- The amount returned will be the lesser of the amount you invested or the value of the fund if it has gone down.
- The amount returned only applies to the specific transaction and will include a refund of any sales charges or other fees you paid.

FOR MORE INFORMATION

This summary may not contain all the information you need. Please read the Contract and Information Folder.

Contact your advisor or
 Telephone: 1-877-933-4800
 RBC Life Insurance Company
 c/o RBC Investor Services Trust,
 Shareholder Services
 155 Wellington Street West, 3rd Floor
 Toronto, Ontario M5V 3L3

RBC Life Insurance Company
RBC U.S. Equity GIF
 Information as of December 31, 2023

QUICK FACTS

Date Fund Created:	September 18, 2006	Management Expense Ratio (MER) (Invest Series):	2.60%
Total Value on December 31, 2022:	\$50.1 Million	Management Expense Ratio (MER) (Series 1):	3.16%
Net Asset Value per Unit (Invest Series):	\$22.6608	Management Expense Ratio (MER) (Invest Series FSC):	1.76%
Net Asset Value per Unit (Series 1):	\$29.4111	Management Expense Ratio (MER) (Series 1 FSC):	2.27%
Net Asset Value per Unit (Invest Series FSC):	\$14.7451	Portfolio Manager:	RBC Global Asset Management Inc.
Net Asset Value per Unit (Series 1 FSC):	\$14.4604	Portfolio Turnover Rate:	69.16%
Number of Units Outstanding:	1,943,662	Minimum Investment:	\$1,000 or \$50 PAD \$10,000 (RIF, LIF, LRIF, PRIF and RLIF)

WHAT DOES THIS FUND INVEST IN?

This segregated fund invests in the RBC U.S. Equity Fund. The underlying fund invests primarily in equity securities of U.S. companies. For more information on investment objectives, please read the Information Folder and Contract.


Top 10 investments of the underlying fund

	%
1. Microsoft Corp.	6.5%
2. Apple Inc.	6.2%
3. RBC U.S. Mid-Cap Growth Equity Fund - Series O	5.4%
4. Amazon.com Inc.	3.6%
5. Alphabet Inc.	3.6%
6. NVIDIA Corp.	2.8%
7. RBC U.S. Mid-Cap Value Equity Fund - Series O	2.5%
8. Cash & Cash Equivalents	1.9%
9. Meta Platforms Inc.	1.8%
10. J.P. Morgan Chase & Co.	1.7%

The top 10 investments make up 36.0% of the fund
 Total investments = 117

INVESTMENT SEGMENTATION OF THE UNDERLYING FUND

Asset Mix



ARE THERE ANY GUARANTEES?

This segregated fund is being offered under an insurance contract. It comes with guarantees that may protect a contractholder's investment if the markets go down. The MER includes the insurance cost for the guarantee. For details please refer to the Information Folder and Contract.

HOW HAS THE FUND PERFORMED?

This section tells you how the fund has performed over the past 10 years or from inception (if the fund is less than 10 years old) for an investor who chooses Series 1. Returns are after the MER has been deducted.

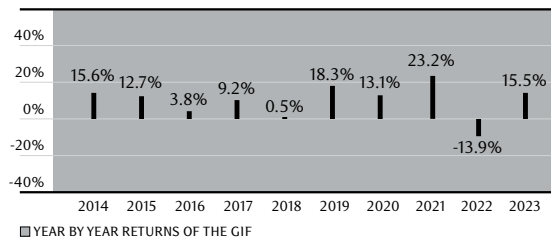
It is important to note that this doesn't tell you how the fund will perform in the future. Also, your actual return will depend on the guarantee option you choose and on your personal tax situation, the timing of your deposits and any other changes.

Average return

A person who invested \$1,000 in the fund and invested in Series 1 on December 31, 2013 has \$2,433.38 on December 31, 2023. This works out to an average return of 9.3% a year.

Year-by-year returns

This chart shows how the fund has performed in the past 10 years for a contractholder who chose Series 1. In the last 10 years the fund was up in value 9 years and down in value 1 year.



HOW RISKY IS IT?

The value of your investments can go down. Please see the Information Folder for further details.



WHO IS THIS FUND FOR?

For a person seeking potential for long-term growth and who is comfortable with the ups and downs of the market.

RBC U.S. Equity GIF

HOW MUCH DOES IT COST?

The following tables show the fees and expenses you could pay to buy and sell units of the fund.

1. SALES CHARGES

One of the following sales charges will apply, see the Information Folder or Contract for full details or discuss with your advisor.

Sales Charge Option	What you Pay	How it works																
Initial Sales Charge	Up to 5% of the amount you buy	<ul style="list-style-type: none"> You and your advisor decide on the rate. The initial sales charge is deducted from the amount you buy. It is paid as a commission. For a 0% initial sales charge (or no load), there is nothing deducted from the amount you buy. 																
Deferred Sales Charge	If you sell within: <table style="display: inline-table; vertical-align: middle;"> <tr><td>1 year of buying</td><td>5.5%</td></tr> <tr><td>2 years of buying</td><td>4.5%</td></tr> <tr><td>3 years of buying</td><td>4.0%</td></tr> <tr><td>4 years of buying</td><td>3.5%</td></tr> <tr><td>5 years of buying</td><td>3.0%</td></tr> <tr><td>6 years of buying</td><td>2.5%</td></tr> <tr><td>7 years of buying</td><td>1.5%</td></tr> <tr><td>After 7 years</td><td>0%</td></tr> </table>	1 year of buying	5.5%	2 years of buying	4.5%	3 years of buying	4.0%	4 years of buying	3.5%	5 years of buying	3.0%	6 years of buying	2.5%	7 years of buying	1.5%	After 7 years	0%	<ul style="list-style-type: none"> The deferred sales charge is closed to additional deposits. Any deferred sales charge you pay goes to RBC Life Insurance Company. The deferred sales charge is a set rate. It is deducted from the amount you sell. You can sell up to 10% of your units each year without paying a deferred sales charge (20% for RRIF tax types). You can switch to units of other funds under the insurance contract at any time without paying a deferred sales charge as long as you stay in the same sales charge option and series. The deferred sales charge schedule will be based on the date of each deposit.
1 year of buying	5.5%																	
2 years of buying	4.5%																	
3 years of buying	4.0%																	
4 years of buying	3.5%																	
5 years of buying	3.0%																	
6 years of buying	2.5%																	
7 years of buying	1.5%																	
After 7 years	0%																	
Low Sales Charge	If you sell within: <table style="display: inline-table; vertical-align: middle;"> <tr><td>1 year of buying</td><td>3.00%</td></tr> <tr><td>2 years of buying</td><td>2.75%</td></tr> <tr><td>3 years of buying</td><td>2.50%</td></tr> <tr><td>After 3 years</td><td>0%</td></tr> </table>	1 year of buying	3.00%	2 years of buying	2.75%	3 years of buying	2.50%	After 3 years	0%	<ul style="list-style-type: none"> The low sales charge is closed to additional deposits. Any deferred sales charge you pay goes to RBC Life Insurance Company. 								
1 year of buying	3.00%																	
2 years of buying	2.75%																	
3 years of buying	2.50%																	
After 3 years	0%																	
F Sales Charge	There are no sales charges when you purchase or redeem the fund.	<ul style="list-style-type: none"> F Sales Charge funds are only available from distributors offering fee based accounts or from eligible distributors who have signed an agreement with RBC Life Insurance Company. 																
Advisor Chargeback Sales Charge	There are no sales charges when you purchase or redeem the fund.	<ul style="list-style-type: none"> When you buy the fund, RBC Life Insurance pays a commission of 3.25%. If you redeem a fund within 2 years from the purchase date, your advisor may have to return all or part of their sales commission. 																

2. ONGOING FUND EXPENSES

The management expense ratio (MER) includes the management fee and operating expenses of the fund. The MER includes the insurance cost of the guarantee. You don't pay these expenses directly. They affect you because they reduce the return you get on your investment. For details about how the guarantees work, see your insurance contract.

MER (Annual rate as a % of the funds value): 2.60% (Invest Series), 3.16% (Series 1), 1.76% (Invest Series FSC), 2.27% (Series 1 FSC)

Trailing commission

RBC Life Insurance Company pays a trailing commission of up to 1.00% for as long as you own the fund. It is for the services and advice your advisor provides to you. You don't pay these expenses directly. The trailing commission is paid out of the management fee. The rate depends on the sales charge option you choose. There are no trailing commissions paid under the F sales charge option. A fee for service and advice may be negotiated between you and your advisor ("Advisor Fee"). The Advisor Fee is paid by you and is not included in the MER.

Other fees

You may have to pay other fees when you sell or transfer units of the fund.

Fee	What you pay
Short-term trading fee	2% of the value of units you sell or transfer within 90 days of buying them.
Unscheduled withdrawal or switch fee	\$50 for any unscheduled switches or withdrawals above the annual number permitted.

WHAT IF I CHANGE MY MIND?

- You can change your mind within two business days of the earlier of the date you received confirmation or five business days after it is mailed. You can also change your mind about subsequent transactions you make under the contract within two business days of the earlier of the date you received confirmation or five business days after it is mailed. In this case the right to cancel only applies to the new transaction.
- You have to tell RBC Life Insurance Company in writing that you want to cancel.
- The amount returned will be the lesser of the amount you invested or the value of the fund if it has gone down.
- The amount returned only applies to the specific transaction and will include a refund of any sales charges or other fees you paid.

FOR MORE INFORMATION

This summary may not contain all the information you need. Please read the Contract and Information Folder.

Contact your advisor or
 Telephone: 1-877-933-4800
 RBC Life Insurance Company
 c/o RBC Investor Services Trust,
 Shareholder Services
 155 Wellington Street West, 3rd Floor
 Toronto, Ontario M5V 3L3

RBC Life Insurance Company
RBC QUBE Low Volatility U.S. Equity GIF
 Information as of December 31, 2023

QUICK FACTS

Date Fund Created:	July 27, 2020	Management Expense Ratio (MER) (Invest Series):	2.54%
Total Value on December 31, 2022:	\$8.4 Million	Management Expense Ratio (MER) (Invest Series FSC):	3.17%
Net Asset Value per Unit (Invest Series):	\$12.8285	Management Expense Ratio (MER) (Series 1):	1.84%
Net Asset Value per Unit (Invest Series FSC):	\$12.5622	Management Expense Ratio (MER) (Series 1 FSC):	2.37%
Net Asset Value per Unit (Series 1):	\$13.1276	Portfolio Manager:	RBC Global Asset Management Inc.
Net Asset Value per Unit (Series 1 FSC):	\$12.8966	Portfolio Turnover Rate:	58.76%
Number of Units Outstanding:	668,988	Minimum Investment:	\$1,000 or \$50 PAD \$10,000 (RIF, LIF, LRIF, PRIF and RLIF)

WHAT DOES THIS FUND INVEST IN?

This segregated fund invests in the RBC QUBE Low Volatility U.S. Equity Fund.

The underlying fund invests primarily in equity securities of U.S. companies using a quantitative investment approach.

For more information on investment objectives, please read the Information Folder and Contract.

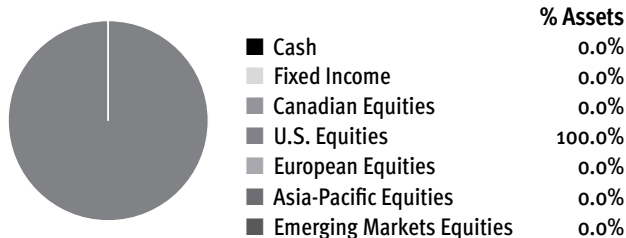
Top 10 investments of the underlying fund

	%
1. Colgate-Palmolive Co.	3.0%
2. PepsiCo Inc.	3.0%
3. Merck & Co. Inc.	3.0%
4. AbbVie Inc.	3.0%
5. Coca-Cola Co.	3.0%
6. Duke Energy Corp.	3.0%
7. Procter & Gamble Co.	3.0%
8. Johnson & Johnson	3.0%
9. Consolidated Edison Inc.	3.0%
10. Automatic Data Processing Inc.	3.0%

The top 10 investments make up 30.0% of the fund
 Total investments = 88

INVESTMENT SEGMENTATION OF THE UNDERLYING FUND

Asset Mix



ARE THERE ANY GUARANTEES?

This segregated fund is being offered under an insurance contract. It comes with guarantees that may protect a contractholder's investment if the markets go down. The MER includes the insurance cost for the guarantee. For details please refer to the Information Folder and Contract.

HOW HAS THE FUND PERFORMED?

This section tells you how the fund has performed over the past 10 years or from inception (if the fund is less than 10 years old) for an investor who chooses Series 1. Returns are after the MER has been deducted.

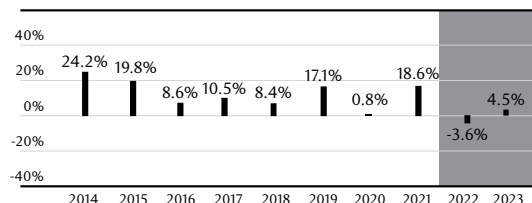
It is important to note that this doesn't tell you how the fund will perform in the future. Also, your actual return will depend on the guarantee option you choose and on your personal tax situation, the timing of your deposits and any other changes.

Average return

A person who invested \$1,000 in the fund and invested in Series 1 on July 27, 2020 has \$1,256.33 on December 31, 2023. This works out to an average return of 6.9% a year.

Year-by-year returns

This chart shows how the underlying mutual fund has performed in the past 10 years. In the last 10 years the fund was up in value 9 years and down in value 1 year.

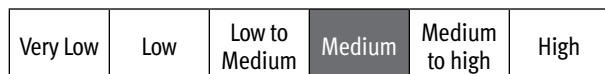


□ YEAR BY YEAR RETURNS OF THE UNDERLYING FUND; RBC QUBE LOW VOLATILITY U.S. EQUITY FUND (SERIES A)
 ■ YEAR BY YEAR RETURNS OF THE GIF

Note: The performance history of the underlying fund has been included for reference purposes only. The performance of the segregated fund will always vary from that of the underlying fund due to timing differences between purchases/redemptions of both funds, as well as the additional costs associated with guarantees and insurance administration.

HOW RISKY IS IT?

The value of your investments can go down. Please see the Information Folder for further details.



WHO IS THIS FUND FOR?

For a person seeking potential for long-term growth and who is comfortable with the ups and downs of the market.

RBC QUBE Low Volatility U.S. Equity GIF

HOW MUCH DOES IT COST?

The following tables show the fees and expenses you could pay to buy and sell units of the fund.

1. SALES CHARGES

One of the following sales charges will apply, see the Information Folder or Contract for full details or discuss with your advisor.

Sales Charge Option	What you Pay	How it works
Initial Sales Charge	Up to 5% of the amount you buy	<ul style="list-style-type: none"> You and your advisor decide on the rate. The initial sales charge is deducted from the amount you buy. It is paid as a commission. For a 0% initial sales charge (or no load), there is nothing deducted from the amount you buy.
Deferred Sales Charge	If you sell within: 1 year of buying 5.5% 2 years of buying 4.5% 3 years of buying 4.0% 4 years of buying 3.5% 5 years of buying 3.0% 6 years of buying 2.5% 7 years of buying 1.5% After 7 years 0%	<ul style="list-style-type: none"> The deferred sales charge is closed to additional deposits. Any deferred sales charge you pay goes to RBC Life Insurance Company. The deferred sales charge is a set rate. It is deducted from the amount you sell. You can sell up to 10% of your units each year without paying a deferred sales charge (20% for RRIF tax types). You can switch to units of other funds under the insurance contract at any time without paying a deferred sales charge as long as you stay in the same sales charge option and series. The deferred sales charge schedule will be based on the date of each deposit.
Low Sales Charge	If you sell within: 1 year of buying 3.00% 2 years of buying 2.75% 3 years of buying 2.50% After 3 years 0%	<ul style="list-style-type: none"> The low sales charge is closed to additional deposits. Any deferred sales charge you pay goes to RBC Life Insurance Company.
F Sales Charge	There are no sales charges when you purchase or redeem the fund.	<ul style="list-style-type: none"> F Sales Charge funds are only available from distributors offering fee based accounts or from eligible distributors who have signed an agreement with RBC Life Insurance Company.
Advisor Chargeback Sales Charge	There are no sales charges when you purchase or redeem the fund.	<ul style="list-style-type: none"> When you buy the fund, RBC Life Insurance pays a commission of 3.25%. If you redeem a fund within 2 years from the purchase date, your advisor may have to return all or part of their sales commission.

2. ONGOING FUND EXPENSES

The management expense ratio (MER) includes the management fee and operating expenses of the fund. The MER includes the insurance cost of the guarantee. You don't pay these expenses directly. They affect you because they reduce the return you get on your investment. For details about how the guarantees work, see your insurance contract.

MER (Annual rate as a % of the funds value): 2.54% (Invest Series), 3.17% (Series 1), 1.84% (Invest Series FSC), 2.37% (Series 1 FSC)

Trailing commission

RBC Life Insurance Company pays a trailing commission of up to 1.00% for as long as you own the fund. It is for the services and advice your advisor provides to you. You don't pay these expenses directly. The trailing commission is paid out of the management fee. The rate depends on the sales charge option you choose. There are no trailing commissions paid under the F sales charge option. A fee for service and advice may be negotiated between you and your advisor ("Advisor Fee"). The Advisor Fee is paid by you and is not included in the MER.

Other fees

You may have to pay other fees when you sell or transfer units of the fund.

Fee	What you pay
Short-term trading fee	2% of the value of units you sell or transfer within 90 days of buying them.
Unscheduled withdrawal or switch fee	\$50 for any unscheduled switches or withdrawals above the annual number permitted.

WHAT IF I CHANGE MY MIND?

- You can change your mind within two business days of the earlier of the date you received confirmation or five business days after it is mailed. You can also change your mind about subsequent transactions you make under the contract within two business days of the earlier of the date you received confirmation or five business days after it is mailed. In this case the right to cancel only applies to the new transaction.
- You have to tell RBC Life Insurance Company in writing that you want to cancel.
- The amount returned will be the lesser of the amount you invested or the value of the fund if it has gone down.
- The amount returned only applies to the specific transaction and will include a refund of any sales charges or other fees you paid.

FOR MORE INFORMATION

This summary may not contain all the information you need. Please read the Contract and Information Folder.
 Contact your advisor or
 Telephone: 1-877-933-4800
 RBC Life Insurance Company
 c/o RBC Investor Services Trust,
 Shareholder Services
 155 Wellington Street West, 3rd Floor
 Toronto, Ontario M5V 3L3

RBC Life Insurance Company
RBC O’Shaughnessy U.S. Value GIF
 Information as of December 31, 2023

QUICK FACTS

Date Fund Created:	September 18, 2006	Management Expense Ratio (MER) (Invest Series):	2.68%
Total Value on December 31, 2022:	\$10.1 Million	Management Expense Ratio (MER) (Series 1):	3.21%
Net Asset Value per Unit (Invest Series):	\$14.1142	Portfolio Manager:	RBC Global Asset Management Inc.
Net Asset Value per Unit (Series 1):	\$18.6569	Portfolio Turnover Rate:	55.70%
Number of Units Outstanding:	574,196	Minimum Investment:	\$1,000 or \$50 PAD \$10,000 (RIF, LIF, LRIF, PRIF and RLIF)

WHAT DOES THIS FUND INVEST IN?

This segregated fund invests in the RBC O’Shaughnessy U.S. Value Fund. The underlying fund invests primarily in equity securities of U.S. companies based on Strategy Indexing® developed by Jim O’Shaughnessy.

For more information on investment objectives, please read the Information Folder and Contract.

Top 10 investments of the underlying fund

	%
1. Caterpillar Inc.	3.3%
2. Berkshire Hathaway Inc.	3.2%
3. J.P. Morgan Chase & Co.	2.9%
4. Elevance Health Inc.	2.6%
5. Molson Coors Beverage Co.	2.4%
6. Procter & Gamble Co.	2.2%
7. Comcast Corp.	2.2%
8. International Business Machines Corp.	2.1%
9. McDonald’s Corp.	2.1%
10. Johnson & Johnson	1.8%

The top 10 investments make up 24.8% of the fund
 Total investments = 185

INVESTMENT SEGMENTATION OF THE UNDERLYING FUND

Asset Mix



ARE THERE ANY GUARANTEES?

This segregated fund is being offered under an insurance contract. It comes with guarantees that may protect a contractholder’s investment if the markets go down. The MER includes the insurance cost for the guarantee. For details please refer to the Information Folder and Contract.

HOW HAS THE FUND PERFORMED?

This section tells you how the fund has performed over the past 10 years or from inception (if the fund is less than 10 years old) for an investor who chooses Series 1. Returns are after the MER has been deducted.

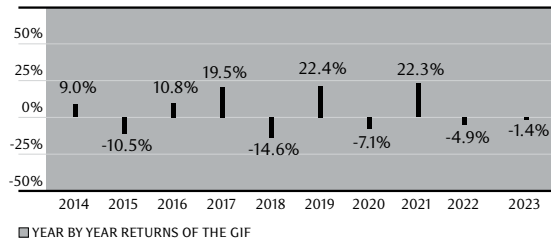
It is important to note that this doesn’t tell you how the fund will perform in the future. Also, your actual return will depend on the guarantee option you choose and on your personal tax situation, the timing of your deposits and any other changes.

Average return

A person who invested \$1,000 in the fund and invested in Series 1 on December 31, 2013 has \$1,439.28 on December 31, 2023. This works out to an average return of 3.7% a year.

Year-by-year returns

This chart shows how the fund has performed in the past 10 years for a contractholder who chose Series 1. In the last 10 years the fund was up in value 5 years and down in value 5 years.



HOW RISKY IS IT?

The value of your investments can go down. Please see the Information Folder for further details.



WHO IS THIS FUND FOR?

For a person seeking potential for long-term growth and who is comfortable with the ups and downs of the market.

RBC O'Shaughnessy U.S. Value GIF

HOW MUCH DOES IT COST?

The following tables show the fees and expenses you could pay to buy and sell units of the fund.

1. SALES CHARGES

One of the following sales charges will apply, see the Information Folder or Contract for full details or discuss with your advisor.

Sales Charge Option	What you Pay	How it works
Initial Sales Charge	Up to 5% of the amount you buy	<ul style="list-style-type: none"> You and your advisor decide on the rate. The initial sales charge is deducted from the amount you buy. It is paid as a commission. For a 0% initial sales charge (or no load), there is nothing deducted from the amount you buy.
Deferred Sales Charge	If you sell within: 1 year of buying 5.5% 2 years of buying 4.5% 3 years of buying 4.0% 4 years of buying 3.5% 5 years of buying 3.0% 6 years of buying 2.5% 7 years of buying 1.5% After 7 years 0%	<ul style="list-style-type: none"> The deferred sales charge is closed to additional deposits. Any deferred sales charge you pay goes to RBC Life Insurance Company. The deferred sales charge is a set rate. It is deducted from the amount you sell. You can sell up to 10% of your units each year without paying a deferred sales charge (20% for RRIF tax types). You can switch to units of other funds under the insurance contract at any time without paying a deferred sales charge as long as you stay in the same sales charge option and series. The deferred sales charge schedule will be based on the date of each deposit.
Low Sales Charge	If you sell within: 1 year of buying 3.00% 2 years of buying 2.75% 3 years of buying 2.50% After 3 years 0%	<ul style="list-style-type: none"> The low sales charge is closed to additional deposits. Any deferred sales charge you pay goes to RBC Life Insurance Company.

2. ONGOING FUND EXPENSES

The management expense ratio (MER) includes the management fee and operating expenses of the fund. The MER includes the insurance cost of the guarantee. You don't pay these expenses directly. They affect you because they reduce the return you get on your investment. For details about how the guarantees work, see your insurance contract.

MER (Annual rate as a % of the funds value): 2.68% (Invest Series), 3.21% (Series 1)

Trailing commission

RBC Life Insurance Company pays a trailing commission of up to 1.00% for as long as you own the fund. It is for the services and advice your advisor provides to you. You don't pay these expenses directly. The trailing commission is paid out of the management fee. The rate depends on the sales charge option you choose.

Other fees

You may have to pay other fees when you sell or transfer units of the fund.

Fee	What you pay
Short-term trading fee	2% of the value of units you sell or transfer within 90 days of buying them.
Unscheduled withdrawal or switch fee	\$50 for any unscheduled switches or withdrawals above the annual number permitted.

WHAT IF I CHANGE MY MIND?

- You can change your mind within two business days of the earlier of the date you received confirmation or five business days after it is mailed. You can also change your mind about subsequent transactions you make under the contract within two business days of the earlier of the date you received confirmation or five business days after it is mailed. In this case the right to cancel only applies to the new transaction.
- You have to tell RBC Life Insurance Company in writing that you want to cancel.
- The amount returned will be the lesser of the amount you invested or the value of the fund if it has gone down.
- The amount returned only applies to the specific transaction and will include a refund of any sales charges or other fees you paid.

FOR MORE INFORMATION

This summary may not contain all the information you need. Please read the Contract and Information Folder.

Contact your advisor or

Telephone: 1-877-933-4800

RBC Life Insurance Company
 c/o RBC Investor Services Trust,
 Shareholder Services
 155 Wellington Street West, 3rd Floor
 Toronto, Ontario M5V 3L3

RBC Life Insurance Company
RBC O'Shaughnessy International Equity GIF
 Information as of December 31, 2023

QUICK FACTS

Date Fund Created:	September 18, 2006	Management Expense Ratio (MER) (Invest Series):	2.78%
Total Value on December 31, 2022:	\$3.9 Million	Management Expense Ratio (MER) (Series 1):	3.36%
Net Asset Value per Unit (Invest Series):	\$13.1097	Portfolio Manager:	RBC Global Asset Management Inc.
Net Asset Value per Unit (Series 1):	\$11.6602	Portfolio Turnover Rate:	86.8%
Number of Units Outstanding:	327,337	Minimum Investment:	\$1,000 or \$50 PAD \$10,000 (RIF, LIF, LRIF, PRIF and RLIF)

WHAT DOES THIS FUND INVEST IN?

This segregated fund invests in the RBC O'Shaughnessy International Equity Fund.
 The underlying fund invests primarily in equity securities of international companies based on Strategy Indexing® developed by Jim O'Shaughnessy. For more information on investment objectives, please read the Information Folder and Contract.


Top 10 investments of the underlying fund

	%
1. Industria de Diseno Textil S.A.	3.2%
2. Allianz SE	2.8%
3. Heidelberg Materials AG	2.3%
4. Novo Nordisk A/S	2.1%
5. Shell Plc.	2.0%
6. HSBC Holdings Plc.	1.9%
7. Safran S.A.	1.8%
8. Novartis AG	1.8%
9. Mazda Motor Corp.	1.8%
10. Vicinity Ltd.	1.8%

The top 10 investments make up 21.5% of the fund
 Total investments = 287

INVESTMENT SEGMENTATION OF THE UNDERLYING FUND

Asset Mix



ARE THERE ANY GUARANTEES?

This segregated fund is being offered under an insurance contract. It comes with guarantees that may protect a contractholder's investment if the markets go down. The MER includes the insurance cost for the guarantee. For details please refer to the Information Folder and Contract.

HOW HAS THE FUND PERFORMED?

This section tells you how the fund has performed over the past 10 years or from inception (if the fund is less than 10 years old) for an investor who chooses Series 1. Returns are after the MER has been deducted.

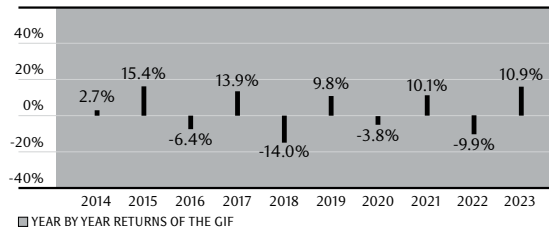
It is important to note that this doesn't tell you how the fund will perform in the future. Also, your actual return will depend on the guarantee option you choose and on your personal tax situation, the timing of your deposits and any other changes.

Average return

A person who invested \$1,000 in the fund and invested in Series 1 on December 31, 2013 has \$1,261.90 on December 31, 2023. This works out to an average return of 2.4% a year.

Year-by-year returns

This chart shows how the fund has performed in the past 10 years for a contractholder who chose Series 1. In the last 10 years the fund was up in value 6 years and down in value 4 years.



HOW RISKY IS IT?

The value of your investments can go down. Please see the Information Folder for further details.



WHO IS THIS FUND FOR?

For a person seeking potential for long-term growth and who is comfortable with the ups and downs of the market.

RBC O'Shaughnessy International Equity GIF

HOW MUCH DOES IT COST?

The following tables show the fees and expenses you could pay to buy and sell units of the fund.

1. SALES CHARGES

One of the following sales charges will apply, see the Information Folder or Contract for full details or discuss with your advisor.

Sales Charge Option	What you Pay	How it works																
Initial Sales Charge	Up to 5% of the amount you buy	<ul style="list-style-type: none"> You and your advisor decide on the rate. The initial sales charge is deducted from the amount you buy. It is paid as a commission. For a 0% initial sales charge (or no load), there is nothing deducted from the amount you buy. 																
Deferred Sales Charge	If you sell within: <table border="0"> <tr><td>1 year of buying</td><td>5.5%</td></tr> <tr><td>2 years of buying</td><td>4.5%</td></tr> <tr><td>3 years of buying</td><td>4.0%</td></tr> <tr><td>4 years of buying</td><td>3.5%</td></tr> <tr><td>5 years of buying</td><td>3.0%</td></tr> <tr><td>6 years of buying</td><td>2.5%</td></tr> <tr><td>7 years of buying</td><td>1.5%</td></tr> <tr><td>After 7 years</td><td>0%</td></tr> </table>	1 year of buying	5.5%	2 years of buying	4.5%	3 years of buying	4.0%	4 years of buying	3.5%	5 years of buying	3.0%	6 years of buying	2.5%	7 years of buying	1.5%	After 7 years	0%	<ul style="list-style-type: none"> The deferred sales charge is closed to additional deposits. Any deferred sales charge you pay goes to RBC Life Insurance Company. The deferred sales charge is a set rate. It is deducted from the amount you sell. You can sell up to 10% of your units each year without paying a deferred sales charge (20% for RRIF tax types). You can switch to units of other funds under the insurance contract at any time without paying a deferred sales charge as long as you stay in the same sales charge option and series. The deferred sales charge schedule will be based on the date of each deposit.
1 year of buying	5.5%																	
2 years of buying	4.5%																	
3 years of buying	4.0%																	
4 years of buying	3.5%																	
5 years of buying	3.0%																	
6 years of buying	2.5%																	
7 years of buying	1.5%																	
After 7 years	0%																	
Low Sales Charge	If you sell within: <table border="0"> <tr><td>1 year of buying</td><td>3.00%</td></tr> <tr><td>2 years of buying</td><td>2.75%</td></tr> <tr><td>3 years of buying</td><td>2.50%</td></tr> <tr><td>After 3 years</td><td>0%</td></tr> </table>	1 year of buying	3.00%	2 years of buying	2.75%	3 years of buying	2.50%	After 3 years	0%	<ul style="list-style-type: none"> The low sales charge is closed to additional deposits. Any deferred sales charge you pay goes to RBC Life Insurance Company. 								
1 year of buying	3.00%																	
2 years of buying	2.75%																	
3 years of buying	2.50%																	
After 3 years	0%																	

2. ONGOING FUND EXPENSES

The management expense ratio (MER) includes the management fee and operating expenses of the fund. The MER includes the insurance cost of the guarantee. You don't pay these expenses directly. They affect you because they reduce the return you get on your investment. For details about how the guarantees work, see your insurance contract.

MER (Annual rate as a % of the funds value): 2.78% (Invest Series), 3.36% (Series 1)

Trailing commission

RBC Life Insurance Company pays a trailing commission of up to 1.00% for as long as you own the fund. It is for the services and advice your advisor provides to you. You don't pay these expenses directly. The trailing commission is paid out of the management fee. The rate depends on the sales charge option you choose.

Other fees

You may have to pay other fees when you sell or transfer units of the fund.

Fee

What you pay

Short-term trading fee

2% of the value of units you sell or transfer within 90 days of buying them.

Unscheduled withdrawal or switch fee

\$50 for any unscheduled switches or withdrawals above the annual number permitted.

WHAT IF I CHANGE MY MIND?

- You can change your mind within two business days of the earlier of the date you received confirmation or five business days after it is mailed. You can also change your mind about subsequent transactions you make under the contract within two business days of the earlier of the date you received confirmation or five business days after it is mailed. In this case the right to cancel only applies to the new transaction.
- You have to tell RBC Life Insurance Company in writing that you want to cancel.
- The amount returned will be the lesser of the amount you invested or the value of the fund if it has gone down.
- The amount returned only applies to the specific transaction and will include a refund of any sales charges or other fees you paid.

FOR MORE INFORMATION

This summary may not contain all the information you need. Please read the Contract and Information Folder.

Contact your advisor or

Telephone: 1-877-933-4800

RBC Life Insurance Company
 c/o RBC Investor Services Trust,
 Shareholder Services
 155 Wellington Street West, 3rd Floor
 Toronto, Ontario M5V 3L3

RBC Life Insurance Company
RBC Emerging Markets Dividend GIF
 Information as of December 31, 2023

QUICK FACTS

Date Fund Created:	November 7, 2014	Management Expense Ratio (MER) (Invest Series):	2.94%
Total Value on December 31, 2022:	\$6.8 Million	Management Expense Ratio (MER) (Invest Series FSC):	2.06%
Net Asset Value per Unit (Invest Series):	\$13.1417	Portfolio Manager:	RBC Global Asset Management Inc.
Net Asset Value per Unit (Invest Series FSC):	\$11.5842	Portfolio Turnover Rate:	27.98%
Number of Units Outstanding:	520,262	Minimum Investment:	\$1,000 or \$50 PAD \$10,000 (RIF, LIF, LRIF, PRIF and RLIF)

WHAT DOES THIS FUND INVEST IN?

This segregated fund invests in the RBC Emerging Markets Dividend Fund. The underlying fund invests primarily in securities of companies located or active in emerging markets.

For more information on investment objectives, please read the Information Folder and Contract.


Top 10 investments of the underlying fund

	%
1. Taiwan Semiconductor Manufacturing Co. Ltd.	7.4%
2. Samsung Electronics Co. Ltd.	5.6%
3. Alibaba Group Holding Ltd.	4.1%
4. Naspers Ltd.	2.6%
5. Hindalco Industries Ltd.	2.3%
6. Antofagasta Plc.	2.3%
7. Axis Bank Ltd.	2.1%
8. SK Hynix Inc.	2.1%
9. MediaTek Inc.	2.0%
10. Shriram Finance Ltd.	1.9%

The top 10 investments make up 32.4% of the fund
 Total investments = 79

INVESTMENT SEGMENTATION OF THE UNDERLYING FUND

Asset Mix



ARE THERE ANY GUARANTEES?

This segregated fund is being offered under an insurance contract. It comes with guarantees that may protect a contractholder's investment if the markets go down. The MER includes the insurance cost for the guarantee. For details please refer to the Information Folder and Contract.

HOW HAS THE FUND PERFORMED?

This section tells you how the fund has performed over the past 10 years or from inception (if the fund is less than 10 years old) for an investor who chooses Series 1. Returns are after the MER has been deducted.

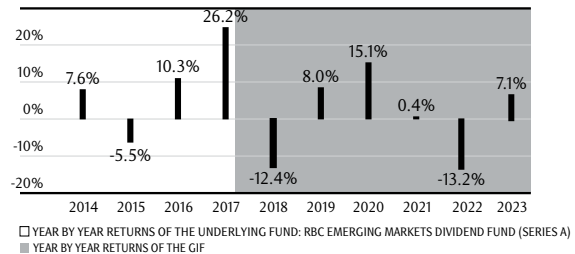
It is important to note that this doesn't tell you how the fund will perform in the future. Also, your actual return will depend on the guarantee option you choose and on your personal tax situation, the timing of your deposits and any other changes.

Average return

A person who invested \$1,000 in the fund and invested in the Invest Series on November 7, 2014 has \$1,314.17 on December 31, 2023. This works out to an average return of 3.0% a year.

Year-by-year returns

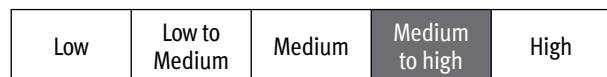
This chart shows how the fund and its underlying mutual fund have performed in the past 10 years. In the last 10 years the fund was up in value 7 years and down in value 3 years.



Note: The performance history of the underlying fund has been included for reference purposes only. The performance of the segregated fund will always vary from that of the underlying fund due to timing differences between purchases/redemptions of both funds, as well as the additional costs associated with guarantees and insurance administration.

HOW RISKY IS IT?

The value of your investments can go down. Please see the Information Folder for further details.



WHO IS THIS FUND FOR?

For a person seeking potential for long-term growth and who is comfortable with the ups and downs of the market.

RBC Emerging Markets Dividend GIF

HOW MUCH DOES IT COST?

The following tables show the fees and expenses you could pay to buy and sell units of the fund.

1. SALES CHARGES

One of the following sales charges will apply, see the Information Folder or Contract for full details or discuss with your advisor.

Sales Charge Option	What you Pay	How it works
Initial Sales Charge	Up to 5% of the amount you buy	<ul style="list-style-type: none"> You and your advisor decide on the rate. The initial sales charge is deducted from the amount you buy. It is paid as a commission. For a 0% initial sales charge (or no load), there is nothing deducted from the amount you buy.
Deferred Sales Charge	If you sell within: 1 year of buying 5.5% 2 years of buying 4.5% 3 years of buying 4.0% 4 years of buying 3.5% 5 years of buying 3.0% 6 years of buying 2.5% 7 years of buying 1.5% After 7 years 0%	<ul style="list-style-type: none"> The deferred sales charge is closed to additional deposits. Any deferred sales charge you pay goes to RBC Life Insurance Company. The deferred sales charge is a set rate. It is deducted from the amount you sell. You can sell up to 10% of your units each year without paying a deferred sales charge (20% for RRIF tax types). You can switch to units of other funds under the insurance contract at any time without paying a deferred sales charge as long as you stay in the same sales charge option and series. The deferred sales charge schedule will be based on the date of each deposit.
Low Sales Charge	If you sell within: 1 year of buying 3.00% 2 years of buying 2.75% 3 years of buying 2.50% After 3 years 0%	<ul style="list-style-type: none"> The low sales charge is closed to additional deposits. Any deferred sales charge you pay goes to RBC Life Insurance Company.
F Sales Charge	There are no sales charges when you purchase or redeem the fund.	<ul style="list-style-type: none"> F Sales Charge funds are only available from distributors offering fee based accounts or from eligible distributors who have signed an agreement with RBC Life Insurance Company.
Advisor Chargeback Sales Charge	There are no sales charges when you purchase or redeem the fund.	<ul style="list-style-type: none"> When you buy the fund, RBC Life Insurance pays a commission of 3.25%. If you redeem a fund within 2 years from the purchase date, your advisor may have to return all or part of their sales commission.

2. ONGOING FUND EXPENSES

The management expense ratio (MER) includes the management fee and operating expenses of the fund. The MER includes the insurance cost of the guarantee. You don't pay these expenses directly. They affect you because they reduce the return you get on your investment. For details about how the guarantees work, see your insurance contract.

MER (Annual rate as a % of the funds value): 2.94% (Invest Series), 2.06% (Invest Series FSC)

Trailing commission

RBC Life Insurance Company pays a trailing commission of up to 1.00% for as long as you own the fund. It is for the services and advice your advisor provides to you. You don't pay these expenses directly. The trailing commission is paid out of the management fee. The rate depends on the sales charge option you choose. There are no trailing commissions paid under the F sales charge option. A fee for service and advice may be negotiated between you and your advisor ("Advisor Fee"). The Advisor Fee is paid by you and is not included in the MER.

Other fees

You may have to pay other fees when you sell or transfer units of the fund.

Fee	What you pay
Short-term trading fee	2% of the value of units you sell or transfer within 90 days of buying them.
Unscheduled withdrawal or switch fee	\$50 for any unscheduled switches or withdrawals above the annual number permitted.

WHAT IF I CHANGE MY MIND?

- You can change your mind within two business days of the earlier of the date you received confirmation or five business days after it is mailed. You can also change your mind about subsequent transactions you make under the contract within two business days of the earlier of the date you received confirmation or five business days after it is mailed. In this case the right to cancel only applies to the new transaction.
- You have to tell RBC Life Insurance Company in writing that you want to cancel.
- The amount returned will be the lesser of the amount you invested or the value of the fund if it has gone down.
- The amount returned only applies to the specific transaction and will include a refund of any sales charges or other fees you paid.

FOR MORE INFORMATION

This summary may not contain all the information you need. Please read the Contract and Information Folder.
 Contact your advisor or
 Telephone: 1-877-933-4800
 RBC Life Insurance Company
 c/o RBC Investor Services Trust,
 Shareholder Services
 155 Wellington Street West, 3rd Floor
 Toronto, Ontario M5V 3L3

RBC Life Insurance Company
RBC Global Dividend Growth GIF
 Information as of December 31, 2023

QUICK FACTS

Date Fund Created:	September 18, 2006
Total Value on December 31, 2022:	\$153.9 Million
Net Asset Value per Unit (Invest Series):	\$21.9161
Net Asset Value per Unit (Series 1):	\$26.1894
Net Asset Value per Unit (Invest Series FSC):	\$13.5652
Net Asset Value per Unit (Series 1 FSC):	\$13.2257
Number of Units Outstanding:	6,352,272

Management Expense Ratio (MER) (Invest Series):	2.79%
Management Expense Ratio (MER) (Series 1):	3.34%
Management Expense Ratio (MER) (Invest Series FSC):	1.86%
Management Expense Ratio (MER) (Series 1 FSC):	2.54%
Portfolio Manager:	RBC Global Asset Management Inc.
Portfolio Turnover Rate:	41.03%
Minimum Investment:	\$1,000 or \$50 PAD
	\$10,000 (RIF, LIF, LRIF, PRIF and RLIF)

WHAT DOES THIS FUND INVEST IN?

This segregated fund invests in the RBC Global Dividend Growth Fund.

The underlying fund invests primarily in equity securities around the world across a range of sectors.

For more information on investment objectives, please read the Information Folder and Contract.


Top 10 investments of the underlying fund

	%
1. Microsoft Corp.	7.3%
2. UnitedHealth Group Inc.	5.3%
3. Morgan Stanley	4.3%
4. Visa Inc.	4.2%
5. Blackstone Inc.	4.0%
6. Broadcom Inc.	4.0%
7. NVIDIA Corp.	3.9%
8. Deutsche Post AG	3.7%
9. Taiwan Semiconductor Manufacturing Co. Ltd. - ADR	3.6%
10. Procter & Gamble Co.	3.5%

The top 10 investments make up 43.8% of the fund
 Total investments = 44

INVESTMENT SEGMENTATION OF THE UNDERLYING FUND

Asset Mix



ARE THERE ANY GUARANTEES?

This segregated fund is being offered under an insurance contract. It comes with guarantees that may protect a contractholder's investment if the markets go down. The MER includes the insurance cost for the guarantee. For details please refer to the Information Folder and Contract.

HOW HAS THE FUND PERFORMED?

This section tells you how the fund has performed over the past 10 years or from inception (if the fund is less than 10 years old) for an investor who chooses Series 1. Returns are after the MER has been deducted.

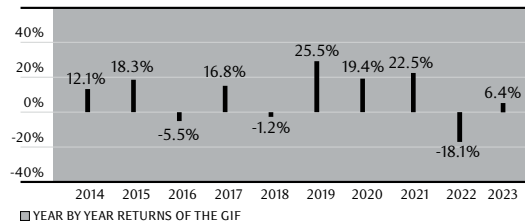
It is important to note that this doesn't tell you how the fund will perform in the future. Also, your actual return will depend on the guarantee option you choose and on your personal tax situation, the timing of your deposits and any other changes.

Average return

A person who invested \$1,000 in the fund and invested in Series 1 on December 31, 2013 has \$2,250.80 on December 31, 2023. This works out to an average return of 8.4% a year.

Year-by-year returns

This chart shows how the fund has performed in the past 10 years for a contractholder who chose Series 1. In the last 10 years the fund was up in value 7 years and down in value 3 years.



HOW RISKY IS IT?

The value of your investments can go down. Please see the Information Folder for further details.



WHO IS THIS FUND FOR?

For a person seeking potential for long-term growth and who is comfortable with the ups and downs of the market.

RBC Global Dividend Growth GIF

HOW MUCH DOES IT COST?

The following tables show the fees and expenses you could pay to buy and sell units of the fund.

1. SALES CHARGES

One of the following sales charges will apply, see the Information Folder or Contract for full details or discuss with your advisor.

Sales Charge Option	What you Pay	How it works
Initial Sales Charge	Up to 5% of the amount you buy	<ul style="list-style-type: none"> You and your advisor decide on the rate. The initial sales charge is deducted from the amount you buy. It is paid as a commission. For a 0% initial sales charge (or no load), there is nothing deducted from the amount you buy.
Deferred Sales Charge	If you sell within: 1 year of buying 5.5% 2 years of buying 4.5% 3 years of buying 4.0% 4 years of buying 3.5% 5 years of buying 3.0% 6 years of buying 2.5% 7 years of buying 1.5% After 7 years 0%	<ul style="list-style-type: none"> The deferred sales charge is closed to additional deposits. Any deferred sales charge you pay goes to RBC Life Insurance Company. The deferred sales charge is a set rate. It is deducted from the amount you sell. You can sell up to 10% of your units each year without paying a deferred sales charge (20% for RRIF tax types). You can switch to units of other funds under the insurance contract at any time without paying a deferred sales charge as long as you stay in the same sales charge option and series. The deferred sales charge schedule will be based on the date of each deposit.
Low Sales Charge	If you sell within: 1 year of buying 3.00% 2 years of buying 2.75% 3 years of buying 2.50% After 3 years 0%	<ul style="list-style-type: none"> The low sales charge is closed to additional deposits. Any deferred sales charge you pay goes to RBC Life Insurance Company.
F Sales Charge	There are no sales charges when you purchase or redeem the fund.	<ul style="list-style-type: none"> F Sales Charge funds are only available from distributors offering fee based accounts or from eligible distributors who have signed an agreement with RBC Life Insurance Company.
Advisor Chargeback Sales Charge	There are no sales charges when you purchase or redeem the fund.	<ul style="list-style-type: none"> When you buy the fund, RBC Life Insurance pays a commission of 3.25%. If you redeem a fund within 2 years from the purchase date, your advisor may have to return all or part of their sales commission.

2. ONGOING FUND EXPENSES

The management expense ratio (MER) includes the management fee and operating expenses of the fund. The MER includes the insurance cost of the guarantee. You don't pay these expenses directly. They affect you because they reduce the return you get on your investment. For details about how the guarantees work, see your insurance contract.

MER (Annual rate as a % of the funds value): 2.79% (Invest Series), 3.34% (Series 1), 1.86% (Invest Series FSC), 2.54% (Series 1 FSC)

Trailing commission

RBC Life Insurance Company pays a trailing commission of up to 1.00% for as long as you own the fund. It is for the services and advice your advisor provides to you. You don't pay these expenses directly. The trailing commission is paid out of the management fee. The rate depends on the sales charge option you choose. There are no trailing commissions paid under the F sales charge option. A fee for service and advice may be negotiated between you and your advisor ("Advisor Fee"). The Advisor Fee is paid by you and is not included in the MER.

Other fees

You may have to pay other fees when you sell or transfer units of the fund.

Fee	What you pay
Short-term trading fee	2% of the value of units you sell or transfer within 90 days of buying them.
Unscheduled withdrawal or switch fee	\$50 for any unscheduled switches or withdrawals above the annual number permitted.

WHAT IF I CHANGE MY MIND?

- You can change your mind within two business days of the earlier of the date you received confirmation or five business days after it is mailed. You can also change your mind about subsequent transactions you make under the contract within two business days of the earlier of the date you received confirmation or five business days after it is mailed. In this case the right to cancel only applies to the new transaction.
- You have to tell RBC Life Insurance Company in writing that you want to cancel.
- The amount returned will be the lesser of the amount you invested or the value of the fund if it has gone down.
- The amount returned only applies to the specific transaction and will include a refund of any sales charges or other fees you paid.

FOR MORE INFORMATION

This summary may not contain all the information you need. Please read the Contract and Information Folder.

Contact your advisor or
 Telephone: 1-877-933-4800
 RBC Life Insurance Company
 c/o RBC Investor Services Trust,
 Shareholder Services
 155 Wellington Street West, 3rd Floor
 Toronto, Ontario M5V 3L3

RBC Life Insurance Company
RBC Global Equity GIF
 Information as of December 31, 2023

QUICK FACTS

Date Fund Created:	November 7, 2014	Management Expense Ratio (MER) (Invest Series):	2.76%
Total Value on December 31, 2022:	\$27.0 Million	Management Expense Ratio (MER) (Invest Series FSC):	1.77%
Net Asset Value per Unit (Invest Series):	\$20.6069	Portfolio Manager:	RBC Global Asset Management Inc.
Net Asset Value per Unit (Invest Series FSC):	\$12.2622	Portfolio Turnover Rate:	40.52%
Number of Units Outstanding:	1,316,719	Minimum Investment:	\$1,000 or \$50 PAD \$10,000 (RIF, LIF, LRIF, PRIF and RLIF)

WHAT DOES THIS FUND INVEST IN?

This segregated fund invests in the RBC Global Equity Fund.
 The underlying fund invests primarily equity securities of a diversified mix of companies operating in various countries around the world across a range of sectors.
 For more information on investment objectives, please read the Information Folder and Contract.


Top 10 investments of the underlying fund

	%
1. Microsoft Corp.	5.7%
2. Amazon.com Inc.	4.8%
3. Alphabet Inc.	4.6%
4. UnitedHealth Group Inc.	3.7%
5. Fortive Corp.	3.6%
6. Novo Nordisk A/S	3.3%
7. Visa Inc.	3.3%
8. T-Mobile U.S. Inc.	3.2%
9. Taiwan Semiconductor Manufacturing Co. Ltd. - ADR	3.0%
10. NVIDIA Corp.	2.9%

The top 10 investments make up 38.1% of the fund
 Total investments = 51

INVESTMENT SEGMENTATION OF THE UNDERLYING FUND

Asset Mix



ARE THERE ANY GUARANTEES?

This segregated fund is being offered under an insurance contract. It comes with guarantees that may protect a contractholder's investment if the markets go down. The MER includes the insurance cost for the guarantee. For details please refer to the Information Folder and Contract.

HOW HAS THE FUND PERFORMED?

This section tells you how the fund has performed over the past 10 years or from inception (if the fund is less than 10 years old) for an investor who chooses Series 1. Returns are after the MER has been deducted.

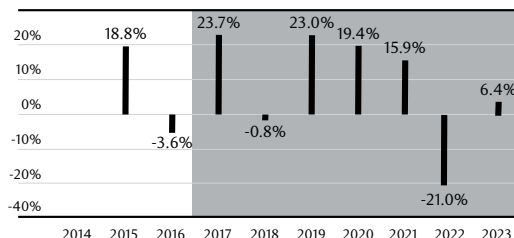
It is important to note that this doesn't tell you how the fund will perform in the future. Also, your actual return will depend on the guarantee option you choose and on your personal tax situation, the timing of your deposits and any other changes.

Average return

A person who invested \$1,000 in the fund and invested in the Invest Series on November 7, 2014 has \$2060.69 on December 31, 2022. This works out to an average return of 8.2% a year.

Year-by-year returns

This chart shows how the fund has performed in the past 9 years. In the last 9 years the fund was up in value 6 years and down in value 5 years.



HOW RISKY IS IT?

The value of your investments can go down. Please see the Information Folder for further details.



WHO IS THIS FUND FOR?

For a person seeking potential for long-term growth and who is comfortable with the ups and downs of the market.

RBC Global Equity GIF

HOW MUCH DOES IT COST?

The following tables show the fees and expenses you could pay to buy and sell units of the fund.

1. SALES CHARGES

One of the following sales charges will apply, see the Information Folder or Contract for full details or discuss with your advisor.

Sales Charge Option	What you Pay	How it works
Initial Sales Charge	Up to 5% of the amount you buy	<ul style="list-style-type: none"> You and your advisor decide on the rate. The initial sales charge is deducted from the amount you buy. It is paid as a commission. For a 0% initial sales charge (or no load), there is nothing deducted from the amount you buy.
Deferred Sales Charge	If you sell within: 1 year of buying 5.5% 2 years of buying 4.5% 3 years of buying 4.0% 4 years of buying 3.5% 5 years of buying 3.0% 6 years of buying 2.5% 7 years of buying 1.5% After 7 years 0%	<ul style="list-style-type: none"> The deferred sales charge is closed to additional deposits. Any deferred sales charge you pay goes to RBC Life Insurance Company. The deferred sales charge is a set rate. It is deducted from the amount you sell. You can sell up to 10% of your units each year without paying a deferred sales charge (20% for RRIF tax types). You can switch to units of other funds under the insurance contract at any time without paying a deferred sales charge as long as you stay in the same sales charge option and series. The deferred sales charge schedule will be based on the date of each deposit.
Low Sales Charge	If you sell within: 1 year of buying 3.00% 2 years of buying 2.75% 3 years of buying 2.50% After 3 years 0%	<ul style="list-style-type: none"> The low sales charge is closed to additional deposits. Any deferred sales charge you pay goes to RBC Life Insurance Company.
F Sales Charge	There are no sales charges when you purchase or redeem the fund.	<ul style="list-style-type: none"> F Sales Charge funds are only available from distributors offering fee based accounts or from eligible distributors who have signed an agreement with RBC Life Insurance Company.
Advisor Chargeback Sales Charge	There are no sales charges when you purchase or redeem the fund.	<ul style="list-style-type: none"> When you buy the fund, RBC Life Insurance pays a commission of 3.25%. If you redeem a fund within 2 years from the purchase date, your advisor may have to return all or part of their sales commission.

2. ONGOING FUND EXPENSES

The management expense ratio (MER) includes the management fee and operating expenses of the fund. The MER includes the insurance cost of the guarantee. You don't pay these expenses directly. They affect you because they reduce the return you get on your investment. For details about how the guarantees work, see your insurance contract.

MER (Annual rate as a % of the funds value): 2.76% (Invest Series), 1.77% (Invest Series FSC)

Trailing commission

RBC Life Insurance Company pays a trailing commission of up to 1.00% for as long as you own the fund. It is for the services and advice your advisor provides to you. You don't pay these expenses directly. The trailing commission is paid out of the management fee. The rate depends on the sales charge option you choose. There are no trailing commissions paid under the F sales charge option. A fee for service and advice may be negotiated between you and your advisor ("Advisor Fee"). The Advisor Fee is paid by you and is not included in the MER.

Other fees

You may have to pay other fees when you sell or transfer units of the fund.

Fee	What you pay
Short-term trading fee	2% of the value of units you sell or transfer within 90 days of buying them.
Unscheduled withdrawal or switch fee	\$50 for any unscheduled switches or withdrawals above the annual number permitted.

WHAT IF I CHANGE MY MIND?

- You can change your mind within two business days of the earlier of the date you received confirmation or five business days after it is mailed. You can also change your mind about subsequent transactions you make under the contract within two business days of the earlier of the date you received confirmation or five business days after it is mailed. In this case the right to cancel only applies to the new transaction.
- You have to tell RBC Life Insurance Company in writing that you want to cancel.
- The amount returned will be the lesser of the amount you invested or the value of the fund if it has gone down.
- The amount returned only applies to the specific transaction and will include a refund of any sales charges or other fees you paid.

FOR MORE INFORMATION

This summary may not contain all the information you need. Please read the Contract and Information Folder.

Contact your advisor or
 Telephone: 1-877-933-4800
 RBC Life Insurance Company
 c/o RBC Investor Services Trust,
 Shareholder Services
 155 Wellington Street West, 3rd Floor
 Toronto, Ontario M5V 3L3

RBC Life Insurance Company
RBC QUBE Low Volatility Global Equity GIF
 Information as of December 31, 2023

QUICK FACTS

Date Fund Created:	July 27, 2020	Management Expense Ratio (MER) (Invest Series):	2.56%
Total Value on December 31, 2022:	\$8.0 Million	Management Expense Ratio (MER) (Invest Series FSC):	3.25%
Net Asset Value per Unit (Invest Series):	\$11.4752	Management Expense Ratio (MER) (Series 1):	1.76%
Net Asset Value per Unit (Invest Series FSC):	\$11.2900	Management Expense Ratio (MER) (Series 1 FSC):	2.39%
Net Asset Value per Unit (Series 1):	\$11.7367	Portfolio Manager:	RBC Global Asset Management Inc.
Net Asset Value per Unit (Series 1 FSC):	\$11.5076	Portfolio Turnover Rate:	63.93%
Number of Units Outstanding:	705,430	Minimum Investment:	\$1,000 or \$50 PAD \$10,000 (RIF, LIF, LRIF, PRIF and RLIF)

WHAT DOES THIS FUND INVEST IN?

This segregated fund invests in the RBC QUBE Low Volatility Global Equity Fund.
 The underlying fund invests primarily equity securities of companies throughout the world using a quantitative investment approach.
 For more information on investment objectives, please read the Information Folder and Contract.


Top 10 investments of the underlying fund

	%
1. Colgate-Palmolive Co.	3.0%
2. Coca-Cola Co.	3.0%
3. Procter & Gamble Co.	2.9%
4. Vertex Pharmaceuticals Inc.	2.9%
5. Consolidated Edison Inc.	2.9%
6. Costco Wholesale Corp.	2.9%
7. T-Mobile U.S. Inc.	2.9%
8. KDDI Corp.	2.7%
9. Johnson & Johnson	2.4%
10. Nippon Telegraph & Telephone Corp.	2.4%

The top 10 investments make up 28.0% of the fund
 Total investments = 97

INVESTMENT SEGMENTATION OF THE UNDERLYING FUND

Asset Mix



ARE THERE ANY GUARANTEES?

This segregated fund is being offered under an insurance contract. It comes with guarantees that may protect a contractholder's investment if the markets go down. The MER includes the insurance cost for the guarantee. For details please refer to the Information Folder and Contract.

HOW HAS THE FUND PERFORMED?

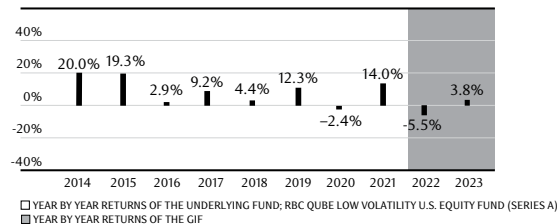
This section tells you how the fund has performed over the past 10 years or from inception (if the fund is less than 10 years old) for an investor who chooses Series 1. Returns are after the MER has been deducted.
 It is important to note that this doesn't tell you how the fund will perform in the future. Also, your actual return will depend on the guarantee option you choose and on your personal tax situation, the timing of your deposits and any other changes.

Average return

A person who invested \$1,000 in the fund and invested in the Invest Series on July 27, 2020 has \$1,129.10 on December 31, 2023. This works out to an average return of 3.6% a year.

Year-by-year returns

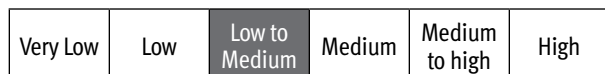
This chart shows how the underlying fund has performed in the past 10 years. In the last 10 years the fund was up in value 8 years and down in value 2 years.



Note: The performance history of the underlying fund has been included for reference purposes only. The performance of the segregated fund will always vary from that of the underlying fund due to timing differences between purchases/redemptions of both funds, as well as the additional costs associated with guarantees and insurance administration.

HOW RISKY IS IT?

The value of your investments can go down. Please see the Information Folder for further details.



WHO IS THIS FUND FOR?

For a person seeking potential for long-term growth and who is comfortable with the ups and downs of the market.

RBC QUBE Low Volatility Global Equity GIF

HOW MUCH DOES IT COST?

The following tables show the fees and expenses you could pay to buy and sell units of the fund.

1. SALES CHARGES

One of the following sales charges will apply, see the Information Folder or Contract for full details or discuss with your advisor.

Sales Charge Option	What you Pay	How it works
Initial Sales Charge	Up to 5% of the amount you buy	<ul style="list-style-type: none"> You and your advisor decide on the rate. The initial sales charge is deducted from the amount you buy. It is paid as a commission. For a 0% initial sales charge (or no load), there is nothing deducted from the amount you buy.
Deferred Sales Charge	If you sell within: 1 year of buying 5.5% 2 years of buying 4.5% 3 years of buying 4.0% 4 years of buying 3.5% 5 years of buying 3.0% 6 years of buying 2.5% 7 years of buying 1.5% After 7 years 0%	<ul style="list-style-type: none"> The deferred sales charge is closed to additional deposits. Any deferred sales charge you pay goes to RBC Life Insurance Company. The deferred sales charge is a set rate. It is deducted from the amount you sell. You can sell up to 10% of your units each year without paying a deferred sales charge (20% for RRIF tax types). You can switch to units of other funds under the insurance contract at any time without paying a deferred sales charge as long as you stay in the same sales charge option and series. The deferred sales charge schedule will be based on the date of each deposit.
Low Sales Charge	If you sell within: 1 year of buying 3.00% 2 years of buying 2.75% 3 years of buying 2.50% After 3 years 0%	<ul style="list-style-type: none"> The low sales charge is closed to additional deposits. Any deferred sales charge you pay goes to RBC Life Insurance Company.
F Sales Charge	There are no sales charges when you purchase or redeem the fund.	<ul style="list-style-type: none"> F Sales Charge funds are only available from distributors offering fee based accounts or from eligible distributors who have signed an agreement with RBC Life Insurance Company.
Advisor Chargeback Sales Charge	There are no sales charges when you purchase or redeem the fund.	<ul style="list-style-type: none"> When you buy the fund, RBC Life Insurance pays a commission of 3.25%. If you redeem a fund within 2 years from the purchase date, your advisor may have to return all or part of their sales commission.

2. ONGOING FUND EXPENSES

The management expense ratio (MER) includes the management fee and operating expenses of the fund. The MER includes the insurance cost of the guarantee. You don't pay these expenses directly. They affect you because they reduce the return you get on your investment. For details about how the guarantees work, see your insurance contract.

MER (Annual rate as a % of the funds value): 2.56% (Invest Series), 3.25% (Series 1), 1.76% (Invest Series FSC), 2.39% (Series 1 FSC)

Trailing commission

RBC Life Insurance Company pays a trailing commission of up to 1.00% for as long as you own the fund. It is for the services and advice your advisor provides to you. You don't pay these expenses directly. The trailing commission is paid out of the management fee. The rate depends on the sales charge option you choose. There are no trailing commissions paid under the F sales charge option. A fee for service and advice may be negotiated between you and your advisor ("Advisor Fee"). The Advisor Fee is paid by you and is not included in the MER.

Other fees

You may have to pay other fees when you sell or transfer units of the fund.

Fee

Short-term trading fee
 Unscheduled withdrawal or switch fee

What you pay

2% of the value of units you sell or transfer within 90 days of buying them.
 \$50 for any unscheduled switches or withdrawals above the annual number permitted.

WHAT IF I CHANGE MY MIND?

- You can change your mind within two business days of the earlier of the date you received confirmation or five business days after it is mailed. You can also change your mind about subsequent transactions you make under the contract within two business days of the earlier of the date you received confirmation or five business days after it is mailed. In this case the right to cancel only applies to the new transaction.
- You have to tell RBC Life Insurance Company in writing that you want to cancel.
- The amount returned will be the lesser of the amount you invested or the value of the fund if it has gone down.
- The amount returned only applies to the specific transaction and will include a refund of any sales charges or other fees you paid.

FOR MORE INFORMATION

This summary may not contain all the information you need. Please read the Contract and Information Folder.

Contact your advisor or
 Telephone: 1-877-933-4800
 RBC Life Insurance Company
 c/o RBC Investor Services Trust,
 Shareholder Services
 155 Wellington Street West, 3rd Floor
 Toronto, Ontario M5V 3L3

NOTES

Lined area for taking notes with horizontal ruling lines.

This document is being provided for general information purposes only and the contents should not be relied upon as containing specific financial, investment, tax or related advice. Clients must seek their own independent advice.

Any amount that is allocated to a segregated fund is invested at the risk of the Contractholder and may increase or decrease in value. RBC Guaranteed Investment Funds are individual variable annuity contracts and are referred to as segregated funds. RBC Life Insurance Company is the sole issuer and guarantor of the guarantee provisions contained in these Contracts.

The underlying mutual funds and portfolios available in these Contracts are managed by RBC Global Asset Management Inc. When clients deposit money in an RBC Guaranteed Investment Funds Contract, they are not buying units of the mutual fund or portfolio managed by RBC Global Asset Management Inc. and therefore do not possess any of the rights and privileges of the unitholders of such funds.

® / ™ Trademark(s) of Royal Bank of Canada. Used under licence.

For more information regarding RBC Guaranteed Investment Funds,
please speak with your advisor.



Insurance